



Title	Draft Carmarthenshire Well-being Assessment		
Item Number	3		
Date of Meeting	8 March 2022		
To consider and comment on the following issues:			
<div>1. To consider the updated Well-being Assessment and agree to publish the document</div> <div>2. To consider the supporting documentation provided</div>			
For Discussion		Decision required?	Yes
Proposed by			
Kate Harrop & Gwyneth Ayers, PSB Support Team			

## Draft Carmarthenshire Well-being Assessment

### Background

Work has been on-going in preparation for the Well-being Assessment since March last year. Regular reports have been presented to this PSB on progress with the Assessment and the draft Assessment was presented to the PSB at its last meeting on 24 November.

The following has previously been agreed:

- The PSB endorsed the approach to working in partnership with regional colleagues in undertaking the Well-being Assessment.
- A joint Methodology Framework and Joint Engagement Plan were developed between Ceredigion, Carmarthenshire, and Pembrokeshire. These documents outline the collective approach to undertaking the assessments and the engagement for Local Well-being across the three PSB areas.
- The PSB granted permission to use the Regional PSB Support Grant for the recruitment of a Project Coordinator to assist with the preparation and production of the Assessment.

### Current position

The consultation on the draft Well-being Assessment has now been completed, and the updated Assessment is attached (Appendix 1) along with a number of supporting documents:

- Consultation and Involvement report (Appendix 2)
- A source document for all the evidence and data used in this report (Appendix 3)
- Environment and Climate Change analysis (Appendix 4)
- Community area Well-being profiles (Appendix 5)
- Case studies from PSB members (Appendix 6).

These supporting documents will be made available on the PSB website.

The PSB/RPB Network comprising of PSB leads from the three counties, representatives from Hywel Dda University Health Board and the Regional Partnership Board, continue to meet monthly.

Since the last report, the following progress has been made:

- The **consultation** on the draft Assessment of Local Well-being took place between the 2 December 2021 and 20 January 2022. Residents and stakeholders could feedback via an online survey form.
- There were a total of 33 **responses received**, 26 via the online survey – details can be viewed as part of report - and 7 as separate written responses. Whilst the number of responses was low, many comments and suggestions were made and incorporated into the Assessment.

- Feedback from the Future Generations Commissioner's Office and Welsh Government was largely positive and constructive suggestions were made, the majority of which were subsequently actioned.
- Detailed responses from the Health Board/PHW and NRW were considered and incorporated into the Assessment. Dedicated support was provided by PHW in drafting additional wording for the Assessment.
- Following the consultation, significant amendments have been made to the Assessment to reflect the suggestions made during the consultation. A summary of the key amendments made follows:
  - Strengthened section on 'The Impact of COVID-19' in the 'Introduction' with information provided by the Health Board/PHW (pages 12-14)
  - Added information from the FGC's 'Inequality in a Future Wales' report in the 'Introduction' and 'Adulthood' sections following the Office of Future Generations Commissioner feedback (pages 14-15 and 79)
  - Reworded three Ageing Well key themes to 'the proportion of older adults reporting that they are in good health is the 5<sup>th</sup> lowest in Wales', 'the ageing population in Carmarthenshire will require the NHS and the Local Authority to plan for the expected increased demand for health and social care services' and 'dementia prevalence projected to significantly increase in the next 15 years' – as a result of feedback from the Health Board/PHW and Integrated Services for the Council and Health Board (page 20)
  - Expanded introductory paragraph for each life stage provided by NRW (pages 32, 39, 50, 58 and 90)
  - Added content relating to environmental and culture well-being to more of the life stages, rather than just including in 'Adulthood' in response to the Office of Future Generations Commissioner feedback (pages 34, 40, 50)
  - Added content relating to impact of Brexit and COVID-19 in 'Adulthood' following Welsh Government feedback (pages 58 and 62)
  - Added information on integrated maternity and early years services in 'Childhood' provided by the Early Years and Childcare Team (page 39)
  - Added section on loneliness and isolation in 'Youth' to make reference to the WCPP briefing on Loneliness and Isolation, in light of further research (page 54)
  - Expanded 'Homelessness' section in 'Adulthood' to include information on the change in legislation as a result of the pandemic and its impact, and the prevention work being undertaken in partnership (pages 70-71)
  - Expanded 'Welsh Language' section in 'Adulthood' to include further analysis of the data following feedback from Office of Future Generations Commissioner (page 73)
  - Added information to the 'Environment' section in 'Adulthood' provided by NRW (pages 80, 81)
  - Added information relating to the Climate Risk Independent Assessment in 'Environment' following feedback from Welsh Government (page 79)

- Added information in 'Environment' from the WCPP briefing on 'The Implications of Brexit for Agriculture, Rural Areas and Land Use in Wales' in response to the Office of Future Generations Commissioner feedback (page 81)
- Added charts on deliberate grass fires in 'Environment' provided by NRW (page 82)
- Inserted map in 'Environment' showing percentage of waste recycled across Wales provided by NRW (page 83)
- Added information provided by the Carmarthenshire Nature Partnership in the 'Environment' section (pages 84-85)
- Added information to the 'Housing stock suitability' in 'Ageing Well' section in response to NRW feedback (page 93)
- Expanded 'Loneliness' section in 'Ageing Well' to make reference to the WCPP briefing on Loneliness and Isolation, in light of further research (page 94)
- Added definition of dementia to the 'Ageing Well' section and additional information in response to feedback from Integrated Services for the Council and Health Board (pages 97-98).

In addition, updated information has been provided in relation to the consultation on the draft assessment (Introduction – page 12), Childcare Sufficiency Assessment (New Beginnings – pages 35-37 and Childhood – page 45), Play Sufficiency Assessment (Childhood – page 45 and Youth – page 53) and the Next Steps section (page 101).

Once approved by the PSB, the Well-being Assessment will be translated and published during March. The Assessment will be promoted by PSB partners after the Local Government elections in May.

- The **Regional Data / Writers' Group** which met weekly to take a collaborative approach to avoid duplication, sharing expertise, and agreeing common standards has now ceased. However, colleagues across the region remain in contact in the closing stages of the Assessment. This collaboration has been instrumental in identifying issues affecting well-being across the West Wales region.
- The **Regional Well-being Project Coordinator** has played a fundamental role in the production of the Assessments both regionally and locally. Coordinating activities across the region has helped ensure our Assessment has been completed on time.
- The next step in the process is to develop our new **Well-being Plan** based on the findings of the Assessment. A separate report on this next stage is to be considered by the PSB later on the agenda.
- Testing on the **Digital Information System** ("Gorwel") developed by Writemedia on behalf of the three PSB's has resumed following the completion of the Assessments. The system is live with the metrics, qualitative data, dashboards and reporting functions operational. Work will continue over the coming months to make the system



fully operational and a joint presentation to the three PSB areas to launch the system will be arranged in due course. The system provides a central repository for all PSB members, stakeholders and citizens for the ongoing recording and analysis of well-being data. Its aim is to support the production of the assessments by making the collation and analysis of quantitative and qualitative data quicker and easier.

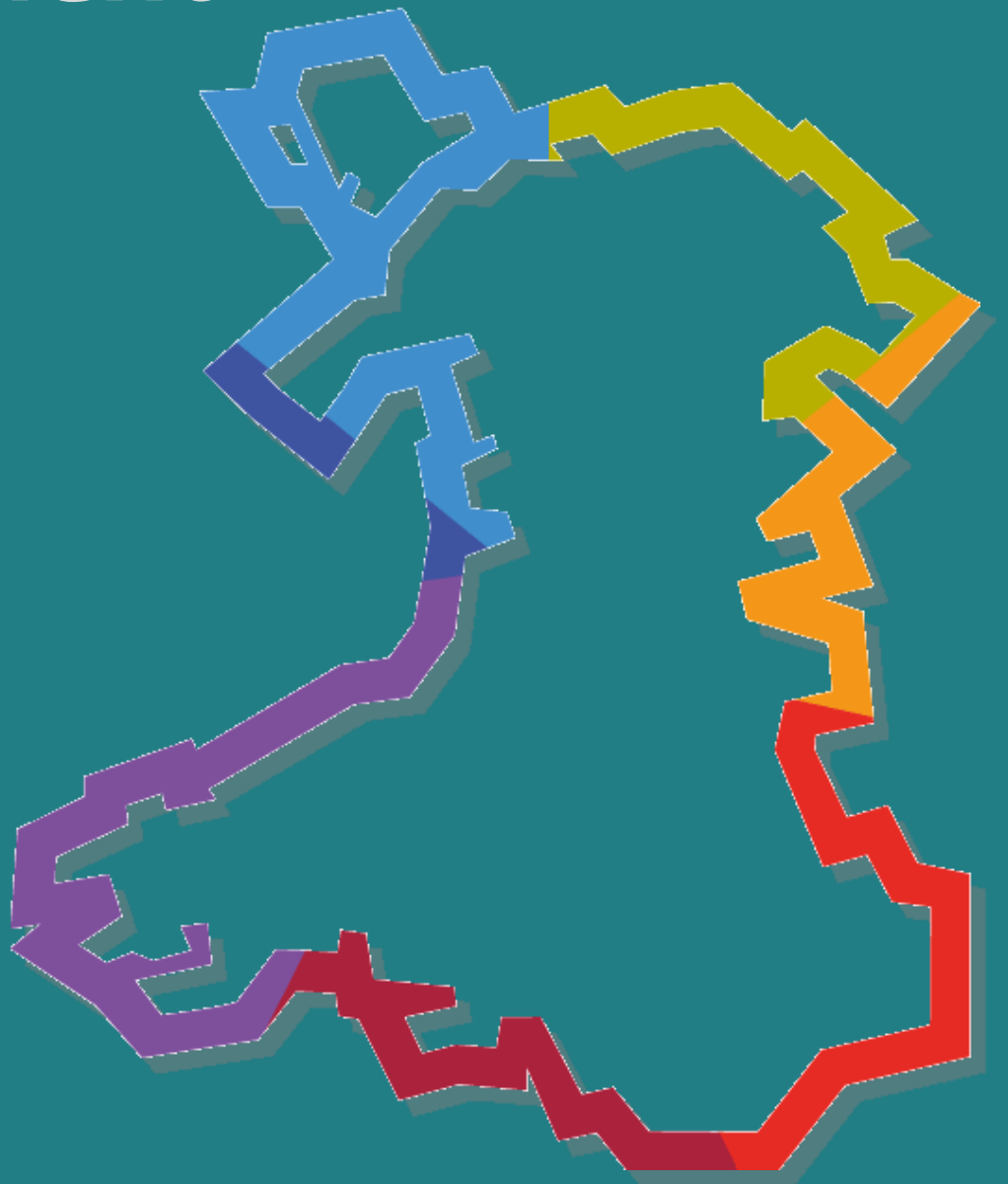
**Recommendations:**


- To consider the updated Well-being Assessment and agree to publish the document
- To consider the supporting documentation provided

# Carmarthenshire

---

## Local Well-being Assessment





**Contact Us:**

PSB Support Team  
Tîm Cefnogi BGC

By Telephone:  
01267 234567

By Email:  
[info@thecarmarthenshirewewant.wales](mailto:info@thecarmarthenshirewewant.wales)  
[gwybodaeth@sirgaragarem.cymru](mailto:gwybodaeth@sirgaragarem.cymru)



**LLESIANT  
CENEDLAETHAU'R DYFODOL  
WELL-BEING OF  
FUTURE GENERATIONS**



**Bwrdd Gwasanaethau Cyhoeddus**

SIR GÂR • CARMARTHENSHIRE

**Public Services Board**

---

# CONTENTS

---

## Table of Contents

INTRODUCTION .....	8
What is Well-being? .....	9
What is the Well-being of Future Generations Act? .....	9
How did we undertake the Assessment? .....	11
A Regional Approach .....	11
Regional Data .....	12
The Impact of COVID-19 .....	12
Engagement and Consultation .....	15
Sustainable Development Principle .....	17
Key Themes .....	18
New Beginnings .....	18
Childhood .....	18
Youth .....	18
Adulthood .....	19
Ageing Well .....	20
West Wales .....	21
Region .....	21
CARMARTHENSHIRE CONTEXT .....	25
Carmarthenshire Context .....	26
National Well-being Indicators .....	30
NEW BEGINNINGS .....	31
Welcome to the world .....	32
Birth weight .....	32
Immunisation Rates .....	32
Breastfeeding .....	33
Family foundations .....	33
Equal and ambitious start in life .....	34

Welsh Language and Culture .....	34
Childcare provision .....	34
National Well-being Indicators.....	38
CHILDHOOD .....	39
Strong Foundations .....	40
Welsh-medium Education.....	40
Childhood challenges.....	42
Adverse Childhood Experiences .....	42
Children known to social services .....	42
Child Poverty .....	44
Childcare .....	46
Growing up healthy .....	46
Play.....	46
Obesity.....	47
Childhood concerns .....	47
National Well-being Indicators.....	49
Growing independent adults.....	51
Broadening horizons.....	51
Welsh-medium education.....	51
Examinations.....	51
Elective Home Education.....	52
Not in Education, Employment or Training (NEET).....	52
First Independence .....	53
Smoking.....	53
Substance misuse .....	53
Sex and relationships.....	54
Making Connections .....	54
Loneliness and Isolation .....	55
Young carers .....	55
Migration of young people.....	56
Involving our Young People .....	56
Mental Health.....	57

ADULTHOOD.....	58
Well-being.....	59
Making ends meet .....	59
Income .....	59
Poverty .....	60
Employability.....	61
Working age population .....	62
Job creation and retention.....	62
Claimant count .....	63
Well-being in work .....	63
Qualifications and training .....	64
Lifestyle choices.....	64
Exercise and physical activity .....	64
Smoking.....	64
Obesity.....	65
Alcohol and substance misuse .....	65
Part of a community .....	66
Community Cohesion.....	66
Hate Crime.....	67
Community Safety.....	67
Domestic abuse, domestic violence and sexual violence .....	69
Feeling safe .....	69
Housing.....	71
Affordable housing .....	71
Homelessness .....	71
Cultural activities.....	72
Arts, museums and heritage .....	73
Welsh language.....	73
Mental Health.....	74
Mental Health.....	74
Suicides.....	76
Carers.....	77

Environment.....	79
Natural Resources.....	79
Sustainable Land Management .....	80
Air Quality .....	81
Wildfires.....	82
Flooding.....	82
Waterways.....	83
Waste.....	83
Ecosystem Resilience.....	84
Climate Change .....	85
National Well-being Indicators.....	86
AGEING WELL.....	89
Population projections .....	90
Life Expectancy .....	90
Deaths and Causes .....	91
Outdoor Spaces and Buildings .....	92
Transport.....	92
Transport Links .....	92
Housing.....	93
Housing stock suitability.....	93
Social Participation .....	93
Communities .....	93
Loneliness.....	93
Respect and Social Inclusion .....	94
Volunteering.....	94
Civic Participation and Employment .....	95
Working .....	95
Communication and Information.....	96
Community Support and Health Services.....	96
Health .....	96
Adult Social Care .....	97
Dementia .....	97

Mental Health.....	98
Falls .....	99
National Well-being Indicators.....	99
NEXT STEPS .....	100
The Carmarthenshire Well-being Plan .....	101
Regional working .....	101



# INTRODUCTION





# What is Well-being?

Well-being means different things to different people. Well-being is closely linked to quality of life; being comfortable, healthy, happy and safe. Public bodies have a duty, under the Well-being of Future Generations Act, to improve well-being in their local area. This latest Well-being Assessment is the first step in helping us plan our collaborative approach to do that.

## What is the Well-being of Future Generations Act?

The Well-being of Future Generations Act was introduced in April 2016 with the intention to create the Wales we want for now and in the future. Within this Act, Public Services Boards (PSBs) were created to encourage co-production and joined up working from public bodies, to improve the social, economic, environmental and cultural well-being in their area. Each PSB must have representation from:

- Local Authority
- Local Health Board
- Fire and Rescue Authority
- Natural Resources Wales.

Other partner organisations may be invited, in Carmarthenshire these are:

- Coleg Sir Gâr
- University of Wales Trinity Saint David
- Dyfed Powys Police
- Dyfed-Powys Police and Crime Commissioner
- Department for Work & Pensions
- Carmarthenshire Association of Voluntary Services
- Welsh Government
- National Probation Service
- Brecon Beacons National Park Authority.

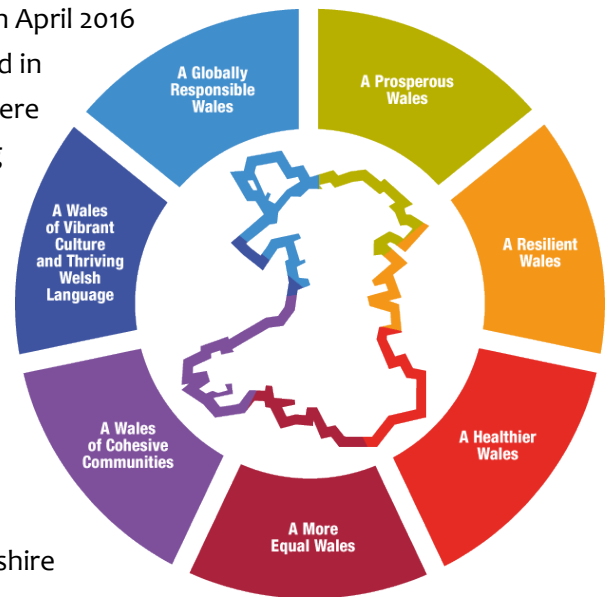


Figure 1: Future Generations National Well-being Goals

The Act defines seven national Well-being Goals:

Goal	Description
A prosperous Wales	An innovative, productive and low carbon society which recognises the limits of the global environment and therefore uses resources efficiently and proportionately (including acting on climate change); and which develops a skilled and well-educated population in an economy which generates wealth and provides employment opportunities, allowing people to take advantage of the wealth generated through securing decent work.
A resilient Wales	A nation which maintains and enhances a biodiverse natural environment with healthy functioning ecosystems that support social, economic and ecological resilience and the capacity to adapt to change.
A more equal Wales	A society that enables people to fulfil their potential no matter what their background or circumstances (including their socio-economic circumstance).
A healthier Wales	A society in which people's physical and mental well-being is maximised and in which choices and behaviours that benefit future health are understood.
A Wales of cohesive communities	Attractive, safe, viable and well-connected.
A Wales of vibrant culture and thriving Welsh language	A society that promotes and protects culture, heritage and the Welsh language, and which encourages people to participate in the arts, and sports and recreation.
A globally responsible Wales	A nation which, when doing anything to improve the economic, social, environmental and cultural well-being of Wales, takes account of whether doing such a thing may make a positive contribution to global well-being.


One of the requirements of a PSB is to prepare a Local Well-being Plan every five years, using a Well-being Assessment to feed into the planning phase. This is the second Assessment that the Carmarthenshire PSB has undertaken.

We are presenting this assessment at a time when considerations about the current and future well-being of Carmarthenshire has never been so important. The issues presented by COVID-19, climate change, Brexit and changing demographics have highlighted new challenges for individuals and communities and these challenges have not been felt equally. Those who were already experiencing inequalities because of poor health, poverty or because they live in marginalised communities have been hardest hit by the direct and indirect harms of the pandemic and are likely to experience additional disadvantage as we shift to 'recovery.'

Through all of this work the PSB must follow the ‘sustainable development principle’ - ensuring that the needs of the present are met without compromising the ability of future generations to meet their own needs. To apply the sustainable development principle, public bodies must follow the five ways of working:



Long Term



Integration



Involvement



Collaboration



Prevention

This will ensure that we work better together, learn from previous mistakes and use future thinking to tackle some of the challenges we are facing. Further information on applying the five ways of working is seen on page 17.

## How did we undertake the Assessment?

### A Regional Approach

Carmarthenshire PSB has worked collaboratively locally and regionally to produce this assessment. Carmarthenshire, Ceredigion and Pembrokeshire PSB's have worked in partnership to share resources, expertise and capacity in order to reduce the duplication of work. Officers from the three PSBs and Regional Partnership Board (RPB)/West Wales Care Partnership have worked together to develop a consistent methodology and approach which would culminate in three Well-being Assessments (one for each PSB) and a Population Needs Assessment for the RPB. Under this network, the following regional groups were set up at different stages of the assessments' delivery to lead on specific elements of work:

- Joint Methodology Sub-Group
- Engagement Group & Survey Sub-Group
- Data / Writing Group

Working in this way ensured that the assessments' production was collaborative (between public sector partners and the third sector) in terms of data provision, analysis and interpretation.

This Well-being Assessment has drawn together local and national data and evidence and an overview of the findings are included in this report as well as the following supplementary reports:

- Consultation and Involvement report
- A source document for all the evidence and data used in this report
- Environment and Climate Change analysis
- Well-being profiles for each community area
- Case studies from PSB members.

Responses gathered as part of community engagement sessions are considered alongside analysis of various sources of data and research. Clear themes have been identified in our county, which will allow us to target areas of need when we move from the assessment to planning phase over the course of the next year.

### Regional Data

Carmarthenshire, Ceredigion and Pembrokeshire's PSBs worked together on a desktop data gathering exercise to understand well-being in the three local areas. A wide range of local, regional and national sources were considered. The data review exercise helped to build an understanding of the area's context, challenges and priorities to be considered as part of the situation and response analysis. It also began to highlight the areas needed to be prioritised in the Assessment and which were included as part of our futures thinking.

By working collaboratively across the West Wales region, we were also able to identify cross-boundary well-being issues across the three PSB areas, such as climate change, child poverty and housing affordability. The identification of these regional issues will support well-being planning across West Wales following publication of the assessments in 2022.

### The Impact of COVID-19

The COVID-19 pandemic has had an impact on the production of this Well-being Assessment, and in particular the ability to assess well-being. The pandemic has raised some new issues relating to well-being and brought some existing issues to the fore.

In assessing well-being, there is a trade-off between the short-term COVID-19 impact and the longer-term future trends that existed prior to the pandemic. To help to counter the skewing of trends towards the immediate COVID-19 response, the assessment draws reference to the specific impacts of the pandemic separately where they are known. At the time of writing, we are still learning about the impacts, which accounts for one of the largest data gaps in the assessment.

The Hywel Dda Director of Public Health Annual Report (2021) highlights current research on the short and long-term impact of COVID-19, specifically how existing structural inequalities have led to an uneven distribution of suffering in terms of illness, poverty, unemployment, housing an

access to green space. Research by Public Health Wales and Public Health England has found the following disparities in the risk and outcomes from COVID-19:

- Age - those 80 years of age or older being seventy times more likely to die than those under the age of 40
- Sex – risk of dying amongst those diagnosed is also higher in males
- Deprivation - people living in deprived areas have higher diagnosis and death rates than those living in affluent areas
- Ethnicity – death rates are higher among people of Black and Asian ethnic groups
- Learning disabilities - a Public Health England report found that people with a learning disability were between 4 and 6 times more likely to die from COVID than the general population and this disparity was greater for younger age groups
- Disability - data published in September 2020 by the ONS shows that in the period March to July 2020, almost 7 in every 10 COVID related deaths in Wales were disabled people. Evidence also suggests that this death rate was not the inevitable consequence of impairment, as many deaths were rooted in socio-economic factors
- Increases in mental ill health
- Increases in child poverty.

The pandemic has brought health inequalities to the fore and has escalated the need for a wholly different approach to recovery and health improvement. Marmot's COVID-19 Review (Build Back Fairer: The COVID-19 Marmot Review, The Health Foundation, 2020) concluded that inequalities in social and economic conditions before the pandemic contributed to the UK's high and unequal death toll from COVID-19. Health inequalities such as deprivation, low income and poor housing have meant poorer health, reduced quality of life and early death for many people. Rather than create new inequalities the pandemic has exacerbated these existing inequalities causing further hardship to those who were already suffering.

In conjunction with the short and long-term impact of COVID-19 there are other factors that will have an effect on future well-being and should be considered as part of this assessment and the Well-being Plan for the county. According to Public Health Wales (PHW) the short and long-term impact of COVID-19, Brexit and climate change on health, well-being and equity is described as the 'Triple Challenge' (Rising to the Triple Challenge of Brexit, COVID-19 and Climate Change for health, well-being and equity in Wales). The key determinants affected by this challenge are mental well-being, food insecurity, health behaviours, environmental policy and regulation, employment and working conditions. The population groups affected by this are those in rural communities and in agricultural occupations, those on low incomes and children and young people.

As part of its COVID-19 recovery plan Hywel Dda University Health Board undertook an engagement exercise (Building a healthier future after COVID-19) to understand how access to care and overall health and well-being had been affected by the pandemic. Some of the emerging themes to be considered as part of the Well-being Plan include:

- The impact of poverty on transport, food and housing
- A better balance between virtual and face-to-face services
- The impact of the pandemic on mental health and wellbeing, waiting lists and existing health conditions
- The need for care closer to home, support to self-manage conditions and the importance of community activities and support groups.

In addition, the Future Generations Commissioners (FGC) report on 'Inequality in a Future Wales' examines key future trends in relation to the future of work, climate change and demographic change and considers how current and future policy associated with these trends can provide opportunities to reduce inequalities. Priorities for action arising from this report and in the consultations undertaken locally have identified the following:

#### Work:

The pandemic has highlighted entrenched labour market inequalities especially for the young, women, disabled people and ethnic minorities who are more likely to work in low-paid, unskilled jobs and in sectors that were vulnerable to shut down during the first and subsequent waves of the pandemic. According to the findings of the FGC report most of the job growth in the UK during the first part of 2021 was in highly skilled jobs in science and technology; occupations where those aforementioned marginalised groups, are not present in large numbers thereby transposing inequalities from one economic era to the next.

It is clear that pre-existing inequalities in the workforce are being reinforced by policies that do not reflect the changes needed to ensure work is accessible to all with equal pay for equal work. According to the FGC report the Wales we want to work in should include:

- Policies, support and training to increase the number of women, ethnic minorities and disabled people in the digital and green economy to support sector growth and reduce inequalities
- Involve employers and employees in the redesign of jobs to ensure they take account of automation and digitisation
- Incentivise training and re-training/re-skilling.

#### Climate Change:

Climate change not only has an impact on national geopolitical stability, socio-economic security and health but there is also a strong relationship between climate change and inequalities with the poorest and most marginalised groups being most likely to be exposed to the negative effects without the resources to cope and recover (Welsh Government, 2019c).

In addressing climate change in Wales, the Welsh Government have focused on reducing emissions to meet 'low carbon targets' in sectors such as housing, transport, energy and agriculture. The FGC acknowledges in their report on 'Inequalities in a Future Wales,' that there is a lot of uncertainty about what these changes will mean for local communities. National and local policy, therefore, must be clear about how the economic benefits of a low carbon economy will be shared including how new 'green' technologies and strategies for sectors like housing, transport, waste management, agriculture or protecting the natural environment will reduce inequalities and promote future wellbeing.

As part of our local engagement, we will continue to talk to local communities and especially those that are directly affected by climate change to ensure we have a better understanding of their concerns and priorities for action in the future.

#### Demographic Change:

There are several factors that contribute to this priority area, these include an ageing population, a fall in the birth rate, stalling life expectancy and a widening gap in healthy life expectancy between the most and least deprived parts of Wales. In addition, premature death (under the age of 75) is substantially more common in deprived communities, particularly in males who have a 33 per cent excess death rate compared with affluent communities. Deprived area mortality rates were high for a variety of causes of death including cancers (especially lung cancer), heart disease, respiratory disorders (especially chronic obstructive pulmonary disease), injuries and suicide.

An ageing population is likely to increase inequalities in terms of the demand for and the allocation of funding for traditional services such as education, health and social care. In addition, there are growing generational divisions because of the distribution of wealth, home ownership and digital literacy. Key findings from the FGC report include:

- Adopting a life course approach to promote long-term well-being and incorporate into health and care services to reflect changing needs over time
- Increase digital literacy to meet increasing demand
- Design a care system that brings communities of need together putting age equality at the centre of new policy development, particularly for health and social care, mental health, community cohesion, digital inclusion and childcare.

#### Engagement and Consultation

The Assessment was 'engagement led' to ensure that the views of our residents were the main drivers for producing the document, placing them at the heart of the next Well-being Plan. In preparing for the engagement, workshops were held with regional PSB partners in May and June 2021 to explore their ideas on how to conduct the engagement and the actual content of the regional Well-being Survey and stakeholder events. The engagement activities were developed based on these views, some examples of which were the desire to include more open-ended



questions in the Well-being Survey, run the survey in September after the summer holidays and conduct a specific schools survey to record responses from younger people.

Consultation and involvement was carried out over two steps:






Initial engagement – this was carried out to inform the writing of the first draft of the Well-being Assessment. This stage took place from June - October 2021. Regionally this consultation received 1333 responses - Carmarthenshire (609), Ceredigion (405) and Pembrokeshire (319).

Consultation on the draft assessment – a consultation exercise took place on the draft assessment during the winter of 2021/22. The consultation received 26 responses in total, 22 from individuals and 4 responses received from organisations. The organisations that responded were Llanedi Community Council, CYCA (Connecting Youth, Children and Adults), Early Years & Prevention Team, Carmarthenshire County Council and one unknown organisation. The consultation was distributed to all town and community councils, electoral members, partner organisations and many network groups within the county as well as those that had indicated in the initial consultation that they wished to be kept informed of developments. The responses received were positive of the draft well-being assessment and any suggestions for improvement have been incorporated into the final document. Respondents were asked which three themes they thought we should focus on to improve the well-being of local people and communities? The three themes which were mentioned repeatedly were:

- Poverty – which included child poverty, food poverty and in-work poverty as well as creating better paid jobs
- Health – which includes access to GPs, dentists and medical appointments, dementia services and mental health support
- Environment – climate change and access to outdoor leisure and green spaces for all.

## Sustainable Development Principle

To assist in adhering to the sustainable development principle we have applied the five-ways of working through the development of this assessment. The table below provides details of how we have threaded the ways of working into our approach:

 <p>Long Term</p>	<ul style="list-style-type: none"> <li>Continuation of the Public Services Board / Regional Partnership Board Network to build on collaboration and involvement for the future.</li> <li>Futures thinking questions included in the survey.</li> <li>Consideration and analysis of future trends information where available.</li> <li>Development of “Gorwel” – helps bridge the data gaps over the medium and longer-term. The assessment will be updated as new information and statistics is made available.</li> </ul>
 <p>Integration</p>	<ul style="list-style-type: none"> <li>The assessment will be used by a range of partners and stakeholders to plan for future service delivery. It will be essential for those partners to integrate and align their developments and provision to address some of the wider population well-being matters raised in the assessment.</li> <li>On-going engagement between partners will be essential to align and ensure collective action can be taken forward to respond to the assessment findings.</li> <li>Sharing of organisational intelligence to inform local service planning and response will be key going forward.</li> </ul>
 <p>Involvement</p>	<ul style="list-style-type: none"> <li>Demographic mapping was undertaken, seldom heard voices and those with protected characteristics were prioritised for virtual stakeholder events.</li> <li>The Life Stages Model utilised by the PSB's in the region allows us to recognise the interrelationships between the different needs based on the various life stages but also the interdependency. The golden thread of the national well-being goals will also drive this response and on-going involvement will be essential as the revised well-being plan is developed and implemented.</li> <li>The involvement of residents and stakeholders has been extensive and integral to our engagement exercises. This represents the beginning of an ongoing conversation about well-being in Carmarthenshire.</li> <li>More than 1000 residents and stakeholders have been involved in the process with several opportunities for the general public to express their views.</li> <li>The PSB is keen to ensure that this dialogue continues during the next well-being plan and that individual PSB members also share the findings of their involvement work with service users, residents and other stakeholders in order to respond fully to issues raised.</li> </ul>
 <p>Collaboration</p>	<ul style="list-style-type: none"> <li>Assessment undertaken in collaboration with a wide range of PSB partners, local and regional.</li> <li>Worked as a West Wales Cluster to deliver the Assessment under the PSB/RPB Network.</li> <li>Developed Regional Well-being Survey and Regional Stakeholder Toolkit.</li> <li>Close collaboration with Hywel Dda University Health Board and the West Wales Care Partnership.</li> <li>Regional Well-being Co-ordinator employed to oversee the delivery of the assessments and ensure consistency in our approach.</li> </ul>
 <p>Prevention</p>	<ul style="list-style-type: none"> <li>Many of the interventions to respond to the population needs identified in the assessment will need to be driven with a focus on preventative action. The key with many of the challenges identified is early recognition and intervention to stop matters escalating and creating greater demand.</li> <li>We can use the assessment to target areas where preventative work can be undertaken through collective action across PSB partners.</li> </ul>

## Key Themes

The responses gathered from the various forms of engagement for the assessment have been considered alongside analysis of various sources of data and research. Clear themes have been identified in our county which will allow us to target areas of need when we move from the Assessment to Planning phase over the course of the next year.

### New Beginnings

Rates of low birth weight babies have fallen and are lower than the Welsh average.

Birth rates have reduced by 10% over the last 5 years.

Immunisation rates have been increasing yet remain lower than the national average.

An increased number of children have been attending Flying Start placements, the majority of these children are exceeding expected milestones by 2 years of age.

Childcare settings are finding recruitment of staff difficult, particularly for Welsh medium staff.

Breastfeeding rates have risen across Hywel Dda University Health Board region.

### Childhood

Children were impacted by not seeing their friends or extended families during lockdowns.

A quarter of our parents who have English as their first language stated that they would support their children through a Welsh medium education in our regional survey.

There has been an increase in children classified as “children in need” by social services. This is likely exacerbated by pressures exerted on families by the COVID-19 pandemic.

Almost a third of children are living in poverty.

Parents and carers have identified that the cost of childcare can be prohibitive.

Levels of childhood obesity are amongst the worst in Wales.

From engagement with schools young people expressed that they were highly concerned about COVID-19, climate change, jobs, poverty and the environment.

### Youth

Bullying and cyberbullying were key issues raised in engagement with young people.

School closures during the pandemic had a significant impact on the well-being of young people.

Substance misuse by young people roughly follows the national average.

Accessibility to areas to socialise with friends has a positive impact on the well-being of young people.

Carers Trust Crossroads West Wales service support 214 young carers in the county. Young carers disproportionately suffer from anxiety and feelings of isolation.

There has been an increase in the highest grades achieved by pupils undertaking GCSEs and A-Levels.

The gap between attainment of pupils who receive Free School Meals and those who do not has widened.

Access to training and jobs has been identified as a key local issue by young people.

Young people are also concerned about levels of homelessness and domestic violence.

## Adulthood

Over a third of our households continue to live in poverty.

In-work poverty is an increasingly common problem.

The cost of living is rising across the UK, with more working families experiencing poverty.

Levels of reported exercise and physical activity are amongst the highest in Wales.

In most areas of Carmarthenshire levels of smoking have significantly reduced.

We have the fifth worst figure for adults who report fewer than two healthy lifestyle behaviours (not smoking, eating fruit or vegetables daily, never or rarely drink, physically active for an hour every day).

Carmarthenshire has a high number of adults who are overweight or obese.

The percentage of adults who drink more than recommended guidelines has increased and is one of the highest in Wales.

The referrals received for support with alcohol and drug issues has reduced, as a result of the pandemic.

Over 70% of our residents agree that there is good community cohesion in their local area.

Carmarthenshire remains one of the safest areas of the UK.

Engagement with our communities highlighted 'feeling safe' as a key issue in their area.

Outdoor refuse fires have been continuously increasing over the last 5 years.

Road traffic collisions remain high - this is affected by our large network and high traffic flow within the county.

There has been a 27% increase in the average house price between 2016 and 2021.

Levels of homelessness and those at risk of homelessness are high in the county.

Carmarthenshire has the most Welsh speakers in Wales.

Carmarthenshire has one of the highest suicide rates in Wales.

Mental ill health remains a significant concern for many adults.

Referrals for domestic abuse have significantly increased since the pandemic and show no sign of decline.

Climate change and the nature emergency are the significant challenges in our time.

Risk of flooding affects many residential properties in the county.

Water pollution, from nitrates and phosphorus, is affecting water quality.

Carmarthenshire has one of the highest rates of fly tipping in Wales, incidences have increased fourfold over the last four years.

## Ageing Well

The proportion of older adults reporting that they are in good health is the 5th lowest in Wales.

Older people in Carmarthenshire feel the pressures of the loss of public transport systems that many rely upon to maintain independence.

A high percentage of older people volunteer in their local communities.

Contrary to the trend seen across Wales, less over 50s in Carmarthenshire are in paid work.

The move to an increasingly digital world has the potential to leave some feeling left behind and compound issues of loneliness.

The ageing population in Carmarthenshire will require the NHS and the Local Authority to plan for the expected increased demand for health and social care services

Dementia prevalence projected to significantly increase in the next 15 years.

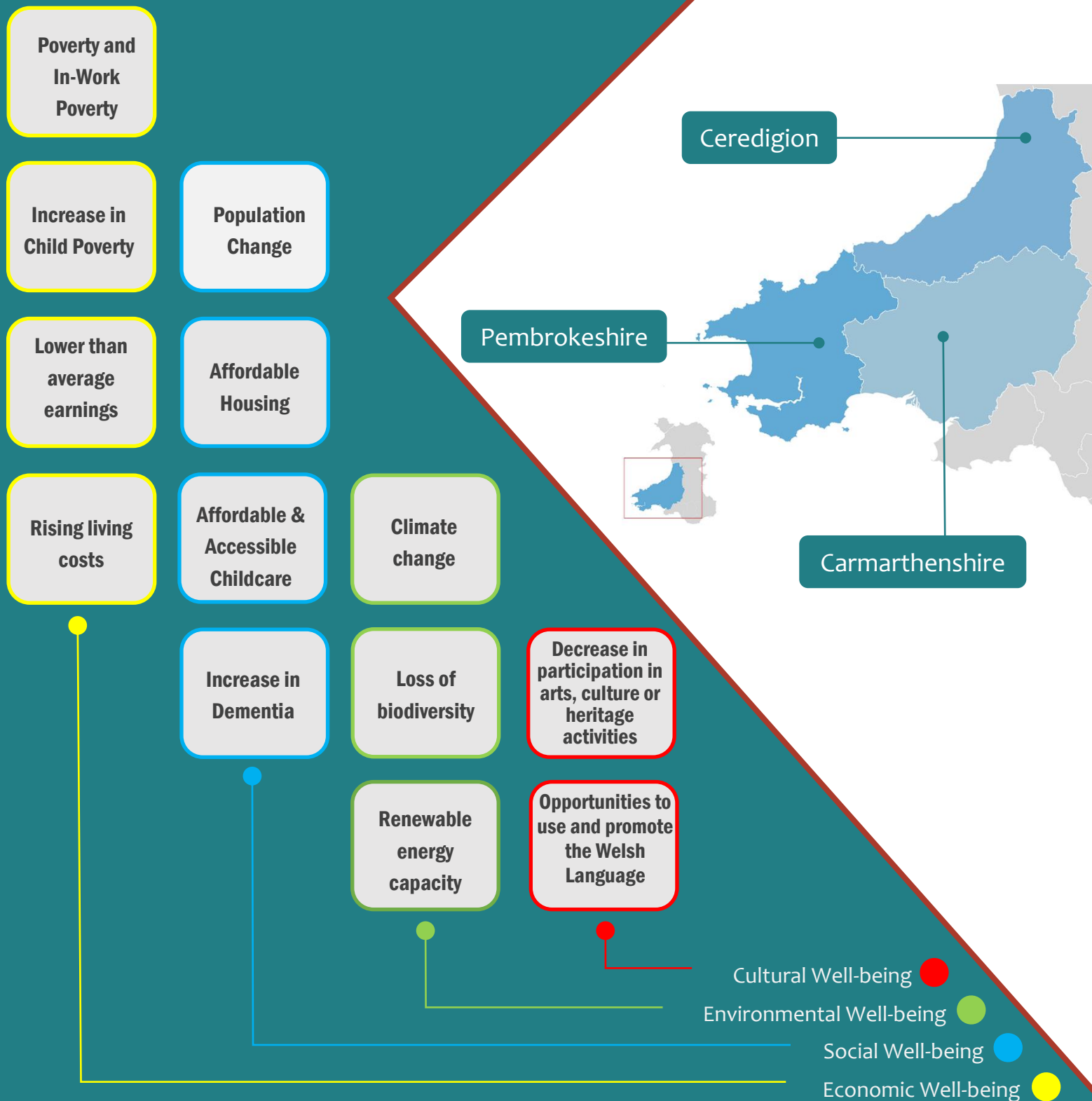
The cost of residential and nursing care is high, approximately £33,500 a year. This creates stress and uncertainty for those who require care.

# KEY REGIONAL WELL-BEING THEMES

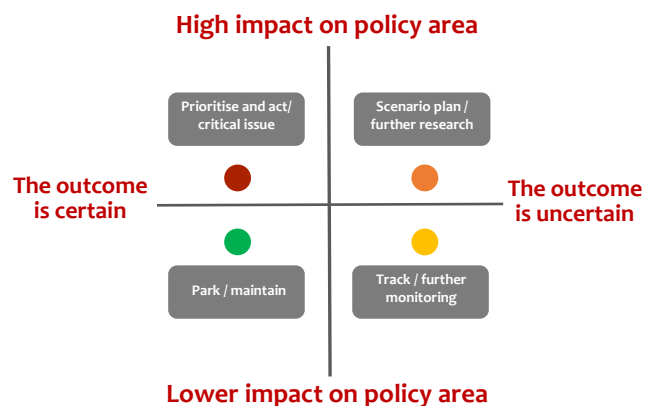
The collaborative working we have undertaken during the production of this assessment with regional partners has given rise to a number of cross-boundary or regional issues affecting the whole of the West Wales Region.

The Regional Data Group, responsible for the analysis and writing of this round of assessments, has identified the following key regional themes based on the data available, the results of the regional well-being survey and the findings of the stakeholder events conducted during the summer of 2021. The aim is to help clarify the collective challenges we face now and in the future.

West  
Wales  
Region



We have used the *PSB Futures Impact/Certainty Matrix* to provide an indicative assessment of the main themes identified in the Assessment. The aim is to provide context to the findings by providing an initial assessment based on the core data set and the engagement conducted during the summer of 2021. The matrix assesses the themes according to the level of **priority** and their **certainty** of happening, as defined in the sample to the right.



Description	Park or Maintain	Track/ Further monitoring	Scenario plan/ Further research	Prioritise/ Critical issue for area
<b>New Beginnings</b>				
Rates of low birth weight babies have fallen and are lower than the Welsh average.	●			
Birth rates have reduced by 10% over the last 5 years.		●		
Immunisation rates have been increasing yet remain lower than the national average.		●		
An increased number of children have been attending Flying Start placements.	●			
Childcare settings are finding recruitment of staff difficult, particularly for Welsh medium staff.			●	
Breastfeeding rates have risen across Hywel Dda University Health Board region.	●			
<b>Childhood</b>				
Children were impacted by not seeing their friends or extended families during lockdowns.		●		
A quarter of our parents who have English as their first language stated that they would support their children through a Welsh medium education.		●		
There has been an increase in children classified as “children in need” by social services.			●	
Almost a third of children are living in poverty.				●
Parents and carers have identified that the cost of childcare can be prohibitive.		●		
Levels of childhood obesity are amongst the worst in Wales.			●	
From engagement with schools, young people expressed that they were highly concerned about COVID-19, climate change, jobs, poverty and the environment.		●		

Youth				
Bullying and cyberbullying were key issues raised in engagement with young people.			●	
School closures during the pandemic had a significant impact on the well-being of young people.		●		
Substance misuse by young people roughly follows the national average.		●		
Accessibility to areas to socialise with friends has a positive impact on the well-being of young people.	●			
Carers Trust Crossroads West Wales service support 214 young carers in the county.		●		
There has been an increase in the highest grades achieved by pupils undertaking GCSEs and A-Levels.	●			
The gap between attainment of pupils who receive Free School Meals and those who do not has widened.			●	
Access to training and jobs has been identified as a key local issue by young people.		●		
Young people are concerned about levels of homelessness and domestic violence.			●	
Adulthood				
Over a third of our households continue to live in poverty.				●
In-work poverty is an increasingly common problem.				●
The cost of living is rising across the UK, with more working families experiencing poverty.				●
Levels of reported exercise and physical activity are amongst the highest in Wales.	●			
In most areas of Carmarthenshire levels of smoking have significantly reduced.	●			
We have the fifth worst figure for adults who report fewer than two healthy lifestyle behaviours.			●	
Carmarthenshire has a high number of adults who are overweight or obese.			●	
The percentage of adults who drink more than recommended guidelines has increased and is one of the highest in Wales.			●	
The referrals received for support with alcohol and drug issues has reduced, as a result of the pandemic.		●		
Over 70% of our residents agree that there is good community cohesion in their local area.	●			
Carmarthenshire remains one of the safest areas of the UK.	●			
Engagement with our communities highlighted 'feeling safe' as a key issue in their area.		●		



Outdoor refuse fires have been continuously increasing over the last 5 years.			●	
Road traffic collisions remain high.			●	
There has been a 27% increase in the average house price between 2016 and 2021.		●		
Levels of homelessness and those at risk of homelessness are high in the county.			●	
Carmarthenshire has the most Welsh speakers in Wales.		●		
Carmarthenshire has one of the highest suicide rates in Wales.				●
Mental ill health remains a significant concern for many adults.		●		
Referrals for domestic abuse have significantly increased since the pandemic.			●	
Climate change and the nature emergency are the significant challenges in our time.				●
Risk of flooding affects many residential properties in the county.			●	
Water pollution, from nitrates and phosphorus, is affecting water quality.				●
Carmarthenshire has one of the highest rates of fly tipping in Wales.			●	
<b>Ageing Well</b>				
The proportion of older adults reporting that they are in good health is the 5th lowest in Wales		●		
Older people in Carmarthenshire feel the pressures of the loss of public transport systems.			●	
A high percentage of older people volunteer in their local communities.	●			
Contrary to the trend seen across Wales, less over 50s in Carmarthenshire are in paid work.		●		
The move to an increasingly digital world has the potential to leave some feeling left behind.		●		
The ageing population in Carmarthenshire will require the NHS and the Local Authority to plan for the expected increased demand for health and social care services		●		
Dementia prevalence is projected to significantly increase in the next 15 years.				●
The cost of residential and nursing care is high, approximately £33,500 a year. This creates stress and uncertainty for those who require care.			●	

# CARMARTHENSHIRE CONTEXT





## Carmarthenshire Context

The 2020 mid-year population estimates (ONS) give Carmarthenshire a total population of 190,073 residents, making it the 4<sup>th</sup> largest local authority in Wales and increasing by 9.5% since 2001.

Carmarthenshire borders Pembrokeshire to the West, Ceredigion to the North, Powys to the East, and both Neath Port Talbot and Swansea to the South-East. The Brecon Beacons National Park covers approximately 9% of Carmarthenshire, with approximately 1% of Carmarthenshire's population estimated to reside within the National Park.

The population of Wales is expected to rise by 2.7% by 2028, with the population of Carmarthenshire projected to rise approximately in line with that of Wales at 2.4% by 2028. Our projected population by 2028 is 192,100.

Although our population growth rate of 9.5% since 2001 now exceeds the national rate, it continues to be lower than neighbouring Pembrokeshire (10.6%) and Swansea (10.3%). However, it retains a higher growth rate than Neath Port Talbot (6.3%), Powys (4.8%), and Ceredigion (-3.2%). Net internal migration continues to be the dominant driver of population change in the county.

Our most recent data on the age profiles of domestic migrants presents a continuing trend of predominantly student populations migrating out of Carmarthenshire, with little evidence of return in the 20-29 young adult age groups. The net inflow is highest in the 30-65 age range and corresponds with an average higher net inflow of 0-14 year-olds. This is likely due to family age migration.

In terms of migration linkages between Carmarthenshire and surrounding areas, the largest positive net exchanges have been with Swansea, Ceredigion and Neath Port Talbot. For the outflow, the dominant net outflow has been to Cardiff, with smaller net outflows to Bristol; both influenced by the annual migration of students to higher education.

In the 2011 Census results, there was a significant decline in the number of Welsh speakers in our county, from 50.3% in 2001 to 43.9% in 2011. This is the first time in the county's history that the percentage has fallen below half of our population.

It should be noted that there is no longer a single ward in Carmarthenshire where over 70% of the population speak Welsh. During the ten years between the Censuses, the wards of Pontyberem, Llannon, Gorslas and Cwarter Bach have fallen below this percentage. The pattern of decline is seen across the county, but the main decrease appears to have been in the Amman Valley between 2001 and 2011.

The highest percentage of Welsh speakers is now seen among the school-age population with the percentage of our older population falling significantly with each decade. The lowest percentage of Welsh speakers in Carmarthenshire is seen in the 25-44 age group. This is pertinent

as it is the age group most likely to raise families and make use of the Welsh language within our workplaces.

2011 Census results show that 76% of Carmarthenshire's population were born in Wales and just 1.9% are from non-white ethnic backgrounds. However, according to the Local Labour Force Survey / Annual Population Survey (2021), 4% of Carmarthenshire's population is from a Black, Asian, and Minority Ethnic background. We do note caution when using this information, as the survey is based on a smaller sample of population and on demographic trends that pre-date the COVID-19 pandemic. To supplement our evidence however, a total of 4,730 EU residents living in our county applied to the EU Settlement Scheme by the 30 June 2021 deadline; this is 2.5% of the current estimated population of Carmarthenshire.

The 2011 Census informs us that, of the 78,820 household in Carmarthenshire, 32% of households had one person with a long-term health problem or disability which is 2% above the Wales average of 30%. Of these, 5% of households have dependent children living there. The Carmarthenshire population is one of the sparsest in Wales at just 78 people per km<sup>2</sup> who live across a diverse county of both urban and rural communities. There are three major towns of Llanelli, Carmarthen and Ammanford which are home to 25% of the population.

Carmarthenshire has a diverse range of scenic and historic attractive landscapes, from open uplands to rolling lowland farmland. These local landscapes contribute to a sense of pride, culture, and local identity. People's experience and interaction with the environment can also positively affect health and well-being.

During 2020, 27,691 households in Carmarthenshire were classed as living in poverty which is a slight increase on the previous year of 27,576. Poverty is defined as when a "household income is less than 60% of the GB median income" (in 2020 less than £19,967).

The 2019/20 National Survey for Wales showed that 11.3% of participating households in Carmarthenshire were classed as living in material deprivation. This is below the Welsh average of 12.9% and a reduction on the previous year's figure of 13.5%. Due to COVID-19, there is no updated data available for the measure.

According to the 2019 Welsh Index of Multiple Deprivation (WIMD) which is the official measure of relative deprivation for small areas in Wales, Carmarthenshire has 3 areas within the 100 most deprived areas in Wales. These are Tyisha ranked as 17th most deprived area in Wales, followed by Glanymor in 68th and Bigyn in 84th position.

For the purposes of this assessment, six community areas have been identified across Carmarthenshire based on Upper Super Output Areas (USOA's), see map below. Where relevant this assessment will highlight key issues affecting community areas and any significant differences between them.

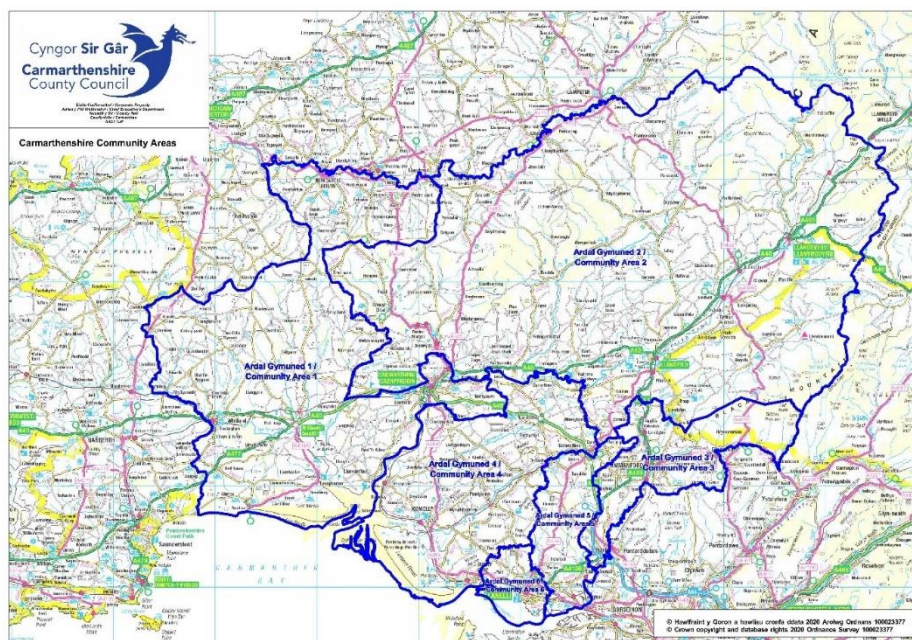


Figure 3: Carmarthenshire Upper Super Output Areas

Table 1: Community Areas broken down by ward

Community Area 1 (Population 32,054)	Community Area 2 (Population 33,840)	Community Area 3 (Population 30,108)
Carmarthen Town North	Abergwili	Ammanford
Carmarthen Town South	Carmarthen Town West	Betws
Cenarth	Cilycwm	Garnant
Laugharne	Cynwyl Elfed	Glanaman
Llanboidy	Cynwyl Gaeo	Hendy
Llangeler	Llandeilo	Llandybie
Llangunnor	Llandovery	Pontaman
Llansteffan	Llanegwad	Quarter Bach
St. Clears	Llanfihangel Ar Arth	Saron
Trelech	Llanfihangel Aberbythych	Tycroes
Whitland	Llangadog	
	Llanybydder	
	Manordeilo & Salem	
Community Area 4 (Population 32,742)	Community Area 5 (Population 30,923)	Community Area 6 (Population 30,406)
Burry Port	Bynea	Bigyn
Glyn	Dafen	Elli
Gorslas	Felinfoel	Glanymor
Kidwelly	Llangennech	Hengoed
Llanddarog	Llannon	Lliedi
Llangyndeyrn	Llwynhendy	Tyisha
Pembrey	Penygroes	
Pontyberem	Swiss Valley	
St. Ishmael		
Trimsaran		

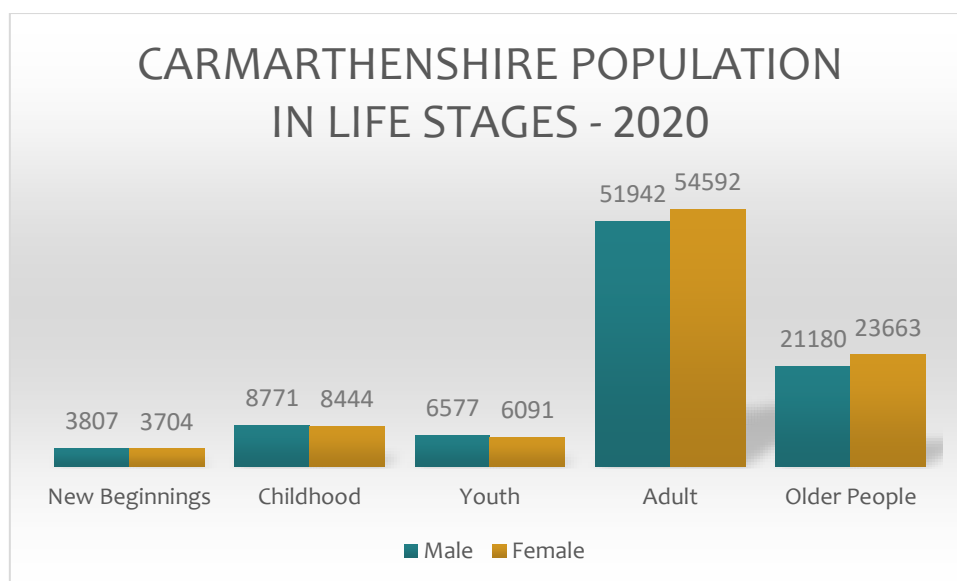


Figure 4: Life Stages

The figures from the 2020 mid-year population estimates shows that, whilst the 6 community areas are rather similar in population for ‘New Beginnings’, ‘Childhood’, ‘Youth’ and ‘Adult’, it shows clearly that there are less older people living in Community Area 6 than any other area - over 32% less than Community Area 2 which has the highest number of older people living in its community.

Table 2: Age profiles of the six Community Areas, showing number and percentage.

	New Beginnings		Childhood		Youth		Adulthood		Ageing Well	
Community Area 1	1,183	3.7%	2,759	8.6%	1,952	6.1%	17,624	55%	8,536	26.6%
Community Area 2	1,139	3.4%	2,873	8.5%	2,289	6.8%	18,738	55.4%	8,801	26%
Community Area 3	1,168	3.9%	2,799	9.3%	2,051	6.8%	16,945	56.3%	7,145	23.7%
Community Area 4	1,126	3.4%	2,720	8.3%	2,221	6.8%	18,025	55.1%	8,650	26.4%
Community Area 5	1,308	4.2%	3,014	9.7%	2,290	7.4%	17,716	57.3%	6,595	21.3%
Community Area 6	1,309	4.3%	2,954	9.7%	2,108	6.9%	18,069	59.4%	5,966	19.6%

## National Well-being Indicators


Welsh Government introduced a suite of 46 National Well-being Indicators to measure progress against the 7 national well-being goals of the Well-Being of Future Generations (Wales) Act 2015. Although these are national measures intended to progress overall levels of well-being across Wales, Carmarthenshire's PSB has undertaken an exercise to assess current performance against these well-being measures where data is available at Local Authority level, to provide clearer insight into levels of well-being in our county. Our Town and Community Councils have their roles to play in assisting us achieve these goals.

The National Well-being Indicators will be featured under the relevant life stages as part our assessment.

As of October 2021, Carmarthenshire have ten measures in the red zone (amongst the worst results in Wales) including 'homeless prevention' and '% of properties with a high or medium risk of flooding'. There are nineteen measures in the green zone (amongst the best results in Wales) including '% adult smokers' and 'Capacity of renewable energy equipment installed'. A number of measures have seen a significant change in year-on-year results, for example the proportion of children aged 4 to 5 years who are overweight or obese has increased from 26.6% in 2017/18 to 30.4% in 2018/19 therefore moving from 12<sup>th</sup> to 18<sup>th</sup> position amongst the worst figures in Wales.



# NEW BEGINNINGS





# Welcome to the world

Children learn and develop more from birth to five years old than at any other time in their lives. A baby's earliest experiences shape their brain development and have a lifelong impact on mental health and well-being, so it is critical that all children get the best start in life. It is therefore vitally important to be born into a healthy environment that has clean water and air, provides local food and strong ecological resilience that can adapt to climate change.

## Birth weight

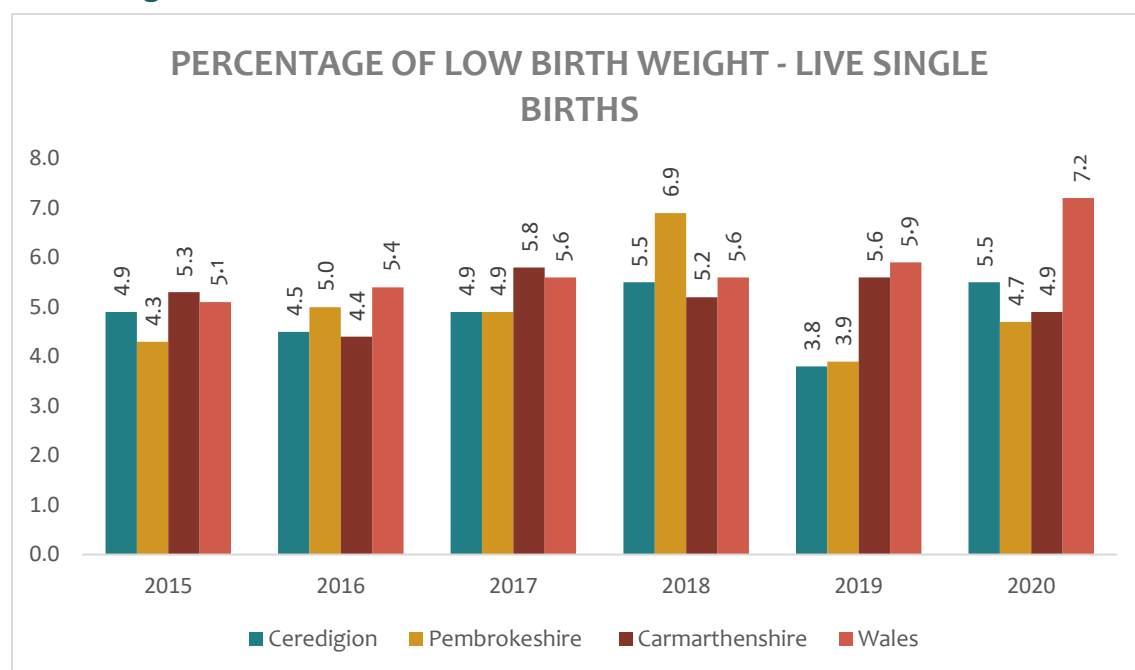


Figure 5: Low birth weight

Low birth weight can result in health and social disadvantages throughout childhood and adult life, it is therefore positive that the number of low-birth-weight babies in Carmarthenshire has remained below the Wales rate since 2018. To expand, Carmarthenshire's rate of low birth weight babies was the 3rd lowest in Wales when it fell to 4.9% in 2020 compared to the Welsh average of 6.1%.

Figures from the Office of National Statistics (ONS) indicate that the birth rate for Carmarthenshire has reduced by over 10% from 2015 to 2019 when it fell to 1,656. This pattern is reflected across the whole of Wales.

## Immunisation Rates

Immunisation rates for children aged 4 and under continue to increase, seeing a rise of 5% between April 2016 and 2019 to 86.5%. However, our rates continue to be below the latest Welsh average of 88%. Areas of lower uptake continue to be targeted and it is hoped that ongoing increases will be seen as people are more aware of the importance of being vaccinated, as a result of the pandemic.

## PERCENTAGE OF ALL CHILDREN UP TO DATE IN THE IMMUNISATION SCHEDULE BY AGE FOUR

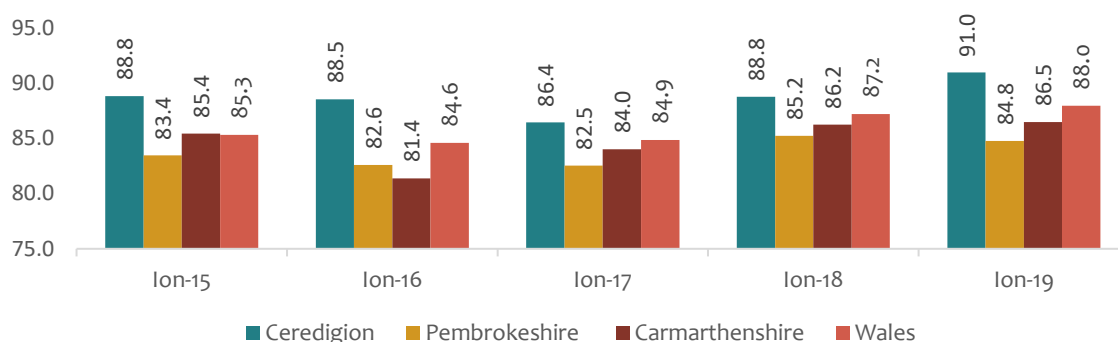


Figure 6: Immunisation rates

### Breastfeeding

Breastfeeding is recommended exclusively for the first 6 months of a child's life and continued until at least 2 years of age. Breastfeeding rates at birth continue to rise throughout the Hywel Dda University Health Board (HDUHB) area. However, a decline in the rate of mothers breastfeeding for longer than six months has been observed. Breastfeeding has been shown to have positive health outcomes for both baby and mother, reducing rates of asthma, infection, types of cancer, obesity and more. Breastfeeding rates are higher amongst older mothers.

## Family foundations

Families are the founding environment that we all experience as individuals and as such the well-being of the family as a unit has a huge influence on the well-being of the individuals within it.

Research has shown that antenatal classes which focus on preparing parents for the changes and challenges of parenthood as well as the birth itself have resulted in more positive outcomes for mother and baby, through improving maternal knowledge and confidence therefore having a positive impact on the families' psychological well-being (Spinelli et al, 2003). This demonstrates the importance of support networks, early intervention, and education in fostering positive family relationships at this early stage.

---

### ENGAGEMENT RESPONSES

---

Conversations held by West Wales Action for Mental Health (WWAMH) have noted that there is an increased need for mental health support for new parent/parents. The impact the last 18 months has had on new parents and babies without access to face-to-face health visiting, new parent groups, family support and social activity, has been significant.

Responses from the Well-being survey from those who were pregnant or had a baby in the last six months indicated that their main concern was not having access to healthcare or other support that they needed as close to home as possible or available through technology.

## Equal and ambitious start in life

The early years in a child's life are known as the 'foundation years' as they create the foundations on which the rest of life is built, and they remain the time when we have most opportunity to make a difference. To ensure that all people in Wales can reach their full potential, they need to have equality of opportunity. This means addressing not only social and economic inequality but also environmental inequality. Environmental inequalities may be defined as the unequal impact of environmental influences on health and well-being or the unequal access to ecosystem services.

These environmental influences include early-years education or care settings, housing, public spaces, environmental planning, travel and transport, access to nature and environmental problems, such as poor air quality or climate change causing increased energy costs. As well as ensuring children have an equal start in life it is also important that families, communities and services work to ensure each child has the best possible start in life, equipping them with the right tools to develop themselves into thriving children, young people and eventually adults.

Not all children have the same start in life and extra support is provided for those disadvantaged by being born in the most deprived areas. Flying Start is the Welsh Government targeted Early Years programme for families with children under 4 years of age in some of the most disadvantaged areas of Wales. It aims to mitigate the impact of deprivation and poverty on families through the delivery of services in the first 1,000 days of a child's life. In Carmarthenshire, there has been a steady increase in attendance levels at our Flying Start establishments which provide free childcare placements for eligible 2–3-year-olds to help them prepare for school. Pre-pandemic figures showed an attendance rate of just under 80% of those eligible to receive flying start support.

## Welsh Language and Culture

Early language acquisition is important in the development of the child. Welsh language development in the early years can encourage feelings of belonging and a path into the cultural aspects relating to being Welsh. Further improving Welsh language provision will be an important step towards seeing an increase in Welsh speakers in Carmarthenshire. As stated in the Wales Centre for Public Policy Culture Briefing - children are more likely than adults to speak Welsh, with 40% showing the ability in 2018.

## Childcare provision

Attendance at a quality pre-school (aged 0-3) is shown to improve outcomes for children throughout their life course. A longitudinal study funded by the Department of Education found benefits of pre-school attendance included more positive attitudes towards education, improved social behaviour, higher attainment and a reduced risk of worried behaviour. The study found this was particularly significant for children from disadvantaged backgrounds, children with Additional Learning Needs and boys aged 11 (Taggart et al, 2015).

In Carmarthenshire there are currently 252 registered childcare providers providing 4,751 registered places. Of these, 134 (53%) of the providers and 2,737 (58%) of the places are Welsh-medium. The table below gives a further breakdown with the figures in brackets showing those registered as Welsh-medium.

Table 3: Childcare provision in Carmarthenshire

Setting type	Registered providers	Registered places
Childminders	105 <b>(36)</b>	791 <b>(295)</b>
Full day care (Day Nurseries)	39 <b>(10)</b>	1,461 <b>(395)</b>
Full day care (Cylchoedd/Playgroups)	29 <b>(27)</b>	560 <b>(525)</b>
Sessional care	35 <b>(29)</b>	602 <b>(513)</b>
Out of school care	44 <b>(32)</b>	1,337 <b>(1,009)</b>
<b>Total</b>	<b>252 (134)</b>	<b>4,751 (2,737)</b>

In 2020-21, the number of registered childcare providers has increased by 3 and childcare places by 155 compared to the previous year which is encouraging when considering the challenges faced by providers during the pandemic.

The number of Welsh-medium childcare settings has decreased by 5 childcare settings with a loss of 91 Welsh-medium places in 2020-21.

The pandemic has had a significant impact on our local childcare sector. Between March and June 2020 many childcare providers had to modify or restrict their childcare services considerably, and in some cases close their doors completely. Despite a short period of recovery between July and the end of the 2020 calendar year, a further peak in the Pandemic during the winter months resulted in further impact on the sector, with many childcare services being affected detrimentally as a result of staff being unable to work, reduced demand for childcare or as a result of being unable to access their normal premises. It is difficult at this stage to predict at this stage what the long-term impact of the pandemic will be on the childcare sector. Each year a number of registered childcare providers de-register for various reasons including retirement, ill health or to pursue other employment opportunities. Maintaining provision is therefore a constant annual challenge. We already know that a number of local childminders and day nurseries including a large Welsh medium nursery, have closed and are in the process of de-registering with the Care Inspectorate for Wales. It is possible we may see a further reduction in the number of registered childcare providers and places within Carmarthenshire. We anticipate the sector will continue to need significant support to bounce back from what has been a very

challenging and uncertain period. Many have experienced significant losses in income due to disrupted services.

A number of childcare providers are currently experiencing difficulties attracting and recruiting qualified staff. Issues in relation to recruitment were seen prior to the pandemic with providers reporting that finding qualified Welsh-medium staff was challenging. There is evidence of staff leaving the sector and starting a new career outside childcare, noting staff fatigue due to Covid regulations, low pay and profile as potential reasons. During the last five years, we have seen high numbers of qualified childcare staff leaving the childcare sector to become Learning Assistants within schools, teachers or nurses. Childcare for many is seen as the beginning of a career progression for individuals.

We saw a reduction in the number of Meithrin playgroups in Carmarthenshire before the pandemic in 2019/20 – 57 compared to the previous year's 60. The number of children attending Meithrin playgroups has continued to reduce steadily and reduced from 1,606 to 1,307 in the same period. These reductions could be due to parents accessing full day care rather than sessional childcare, especially following the introduction of the Childcare Offer for Wales to support working parents by providing fully funded childcare for 3- to 4-year-olds. Increasingly, Cylchoedd have changed their registrations from sessional to Full Day Care providers, responding to the needs of working parents and some are expanding to provide services during the school holidays.

There has been an increasing trend in the number of pupils in Carmarthenshire who transfer from the Meithrin Playgroups to a Welsh language school.

Despite a fall in 2019/20 to just over 93% from 94.5%, there has been an increase from 87% in 2015/16. Several initiatives may have contributed to this – Cymraeg 2020, the Welsh Government target to have 1 million Welsh speakers by 2050, the Carmarthenshire Welsh in Education Strategic Plan and Camau – the Welsh skills programme to support the childcare sector staff to develop and adopt new Welsh language skills to give early years children every opportunity to play through the medium of Welsh.

The last Childcare Sufficiency Assessment (2017-22) identified that there appeared to be insufficient full day care, childminders and out of school care within pockets of the county. The next CSA in 2022 will consider the results of the recent Welsh Government National Parent Survey which received over 800 responses from Carmarthenshire parents. It will look to assess the sufficiency of current childcare provision, ensuring that all needs are catered for in terms of language delivery and location. This has come to the forefront as some parents' needs have changed due to the impact of the pandemic. With more people now working from home, this could change the demand for and desired location of their childcare. The numbers that are bracketed in the table below (Table 4) refer to the Welsh medium figures.

Table 4: Registered Childcare Providers

Setting type	Registered providers	Registered places
Childminders	105 <b>(36)</b>	791 <b>(295)</b>
Full day care (Day Nurseries)	39 <b>(10)</b>	1,461 <b>(395)</b>
Full day care (Cylchoedd/Playgroups)	29 <b>(27)</b>	560 <b>(525)</b>
Sessional care	35 <b>(29)</b>	602 <b>(513)</b>
Out of school care	44 <b>(32)</b>	1,337 <b>(1,009)</b>
<b>Total</b>	<b>252 (134)</b>	<b>4,751 (2,737)</b>

Following numerous consultations with parents/carers of children 0-7 years and professional working within the Early Years services (midwifery, Health Visiting, Speech and Language, education, childcare, education, family support) Welsh Government are investing in the Transformation of Early years services across Wales. Carmarthenshire has been involved in this as a Pathfinder for a number of years and is piloting an integrated way of working across maternity and Early Years services in the Cwm Gwendraeth area.

---

## ENGAGEMENT RESPONSES

---

Evidence from our survey in terms of a Prosperous Carmarthenshire, highlights lack of sufficient and affordable childcare as a key concern. Of those who responded that were expecting or had a baby in the last six months, accessing childcare was a key element in them being able to access a variety of employment opportunities and the possibility of starting a new business, so that they could provide a stable income for their families.

## National Well-being Indicators

Noted below are the National Well-being Indicators and associated local indicators relevant for the New Beginnings life stage;

Ref No	Indicator Definition	Year	Rank out of 22 Authorities	Score, Welsh average and Change since last result	
				Carms	Welsh Avg
1	% of low-birth -weight babies	2020	3 <sup>rd</sup>	4.9% Improved	6.1%
2a	Male life expectancy at birth	2017-19	12 <sup>th</sup>	78.3 years Improved	78.5 years
2b	Male inequality gap in life expectancy Sloped Index of Inequality (SII) in years	2015-17	16 <sup>th</sup>	7.3 years Declined	7.4 years
2c	Female life expectancy at birth	2017-19	12 <sup>th</sup>	82.4 years Improved	82.3 years
2d	Female inequality gap in life expectancy Sloped Index of Inequality (SII) in years	2015-17	5 <sup>th</sup>	3.4 years Improved	6.1 years



# CHILDHOOD





## Strong Foundations

Our childhood years are key to our development and can impact on our well-being in future years, having lifelong effects on many aspects such as obesity, heart disease and mental health, to educational achievement and economic status. Developing Integrated Maternity and Early Years services are important and essential in meeting the needs of families across the county. Engaging with parents to educate and support them during the antenatal stage and throughout the early years will ensure parents are equipped with the knowledge and skills needed to contribute positively to their child's development during pregnancy, to birth and beyond and as a result children will meet developmental milestones, become school ready and will succeed as they progress through life. Effective prevention and early intervention delivered through an integrated model of service delivery will improve children's immediate and future well-being and outcomes, as well as their health, relationships, emotional development, educational achievement, and life chances. They can also reduce the personal, social and economic burden of illness, mental ill-health and social disadvantage.

Giving every child the best start in life is crucial to reducing inequalities across our lives so early intervention is key to long term health and well-being.

It is also paramount that we create school environments that nurture children's behavioural and educational attributes from early on as this can impact well-being across the spectrum for children as they grow. A healthy climate resilient natural environment is key in providing this strong foundation for children now and through their childhood years. It provides clean air and water and enables sustainable local food production. Access to nature for physical health and well-being is fundamental to providing children with the building blocks for life and can help tackle inequalities.

## Welsh-medium Education

The Welsh in Education Strategic Plan (WESP) for Carmarthenshire 2022-2032 aims to ensure significant growth in Welsh-medium education and training, to increase the number of people of all ages who become fluent in Welsh, English and other Languages.

The vision is for Carmarthenshire to be a county where the Welsh language is a living, prosperous and vibrant language in bilingual, strong, and sustainable communities. Welsh-medium education is of course fundamental to the Welsh Government's National Strategy, Cymraeg 2050: A million speakers.

According to annual School Census figures at pupil level, the percentage of 7-year-olds assessed in Welsh (first language) has remained relatively constant between 2016 (54%) and 2021 (58%), with the 2021 cohort at 57%. For 11-year-olds, the percentage has remained constant between 41% and 45%, with the 2021 percentage being 45%. For 13-year-olds (year 9), the percentage has remained constant between 41% and 43%, with the 2021 percentage being 42%.

Welsh language education is an important factor in the culture surrounding the Welsh language in Carmarthenshire. Being educated through the medium of Welsh provides opportunities to experience areas of Welsh culture that are steeped in heritage such as the Eisteddfodau, poetry and Welsh literature. The WCPP briefing paper on Culture tells us that the ability to speak Welsh is associated with higher subjective well-being. Welsh speakers are more likely to participate in arts and sports events, and fluent speakers are far more likely to attend events delivered through the Welsh language.

---

## ENGAGEMENT RESPONSES

---

As part of our involvement work, we met virtually with seven local schools. Many of the pupils were members of School Councils, Eco Councils and were Global Goalkeepers. Our conversations were structured around happiness, things that were important to them and their hopes for the future.

Schools play a key role in supporting pupils through their life journeys. As part of our involvement work, our pupils explained the support that is in place, including the use of Speakr, as an online tool to support them to note their feelings and concerns. Pupils were very clear on where they could access support and the importance of their local school and education through the Covid-19 came through clearly. Our children explained that their schools and the staff had given them a sense of safety and security during the lockdowns.

Our local conversations support the detailed research undertaken by the Children's Commissioner for Wales, *Coronavirus and Me: A nationwide survey of the views and experiences of children and young people in Wales (January 2020)*. Almost 20,000 children and young people took part in the research.

The research outlines how difficult life has been for our children and young people and specific feedback from children aged 3-7 notes how they missed their friends, families, and experiences.

Our young people noted the importance of their local communities, and the majority could see themselves staying in their respective areas in the future.

*“Dwi’n caru fy Ysgol, a dwi eisiau gwneud yn siŵr bod fy mhlant i yn ddisgyblion yma.”*

Climate change was a concern and pupils in our rural areas explained that they had enjoyed seeing nature reappear during the first and second lockdown and that seeing aeroplanes in the sky again had reminded them of the action needed.

# Childhood challenges

## Adverse Childhood Experiences

We need to seek to build healthy relationships, families, and communities. During school years, children experiencing Adverse Childhood Experiences (ACEs) may display a heightened emotional state of anxiety and consequently be distracted from educational pursuits, resulting in poor educational attainment.

Early in 2016, Public Health Wales published the first Welsh ACEs study. Examples of ACEs include physical or sexual abuse or where there is mental health, parental separation or alcohol or drug abuse in the household.

The study revealed that 47% of adults in Wales have suffered at least one ACE in their childhood and 14% suffered four or more. It highlighted the correlation between harmful experiences in childhood and poor well-being outcomes in adulthood.

The study results show that compared to those who experienced no harmful experiences, people who experienced four or more harmful experiences in childhood were four times more likely to experience high-risk drinking in adulthood, be six times more likely to be a smoker and five times more likely to have low mental well-being. ACEs are associated with poor educational achievement and the development of a wide range of other harmful behaviours too, such as risky sexual behaviour, violence and crime. They are also linked to the development of diseases such as diabetes, mental illness, cancer, and cardiovascular disease, and ultimately to premature mortality.

Factors that can reduce the risk of outcomes related to poor well-being in those who suffered four or more ACEs include positive relationships, community support and cultural connections. There is also a strong correlation between sports participation in childhood and lower lifetime mental illness.

Home Office funding from the 'Early Action Together Programme' benefited our county by creating a foundation of understanding across partner agencies including a common use of terms and understanding of resilience factors to counteract the effects of ACEs. This was achieved through multi-agency training events. We have adopted a strengths-based approach when undertaking assessments to ensure that resilience factors feature within any intervention plan.

## Children known to social services

The number of children who are looked after by the local authority in Carmarthenshire is the lowest in Wales. In March 2021, there were 148 Looked After Children, which equates to 40 per 10,000 population compared to the Welsh average of 115. This number has significantly reduced, steadily decreasing year on year since 2014 as more families have been supported to stay together. This has been despite the increased challenges faced due to the COVID-19 pandemic. This is positive news as looked after children are more likely to have been exposed to multiple

risks associated with poor long-term outcomes before entering care and are more likely to report emotional well-being issues and perform less well at a school.

The poorer mental health and well-being outcomes for these young people can be a result of past experiences of abuse, neglect and difficult relationships as well as the potential trauma of the process of being taken into care and experiences such as frequent or short notice moves between placements.

The fall in numbers is a result of our continued focus on preventative work, with robust systems in place to keep children safe in the home, preventing them from being looked after where possible and appropriate.

The number of children on the child protection register was 78 at March 2021, a similar number to the previous two years. It does tend to fluctuate and had increased to 95 at end September 2021, with recent times proving to be very challenging due to the pandemic. Families have faced difficulties in relation to safeguarding issues when under lockdown and adhering to restrictions. Domestic abuse has also increased substantially during 2020/21 and features highly in cases of children on the register. The register is important in monitoring children at risk of harm and maintains a safety plan that keeps them safely at home wherever possible.

A reduction has also been seen in the number of Children in Need – now known as being in receipt of care and support. These children are getting support from the statutory service but remain living at home. In our county, there were 764 on 31 March 2021 compared to 809 on 31 March 2016 when the last Well-being Assessment was completed. The latest figure was an increase from 589 in March 2020 after a period of year-on-year reductions. This is attributable to the pandemic as families have faced increased struggles, including an increase in domestic incidents resulting in more children needing support.

During the pandemic there was also less availability of preventative services providing face-to-face support for families and so there has been a decrease in the number of cases being able to be stepped down from statutory services in 2020/21 to these preventative services. Numbers have also increased as the nature of referrals for support has been increasingly complex so statutory support has been needed and some families opted out of receiving support during the pandemic waiting for restrictions to lift and therefore resulting in an increased number of cases at the end of March 2021.

## Child Poverty

Carmarthenshire is now seeing its highest levels of child poverty in recent years which is a similar pattern across Wales. In 2020, 31.3% of our children aged up to 15 were living in households with less than 60% of the average income before housing costs. This was just above the Welsh average of 30.6%. An increasing trend has been seen over the last six years and our levels have remained higher than the Welsh average each year.

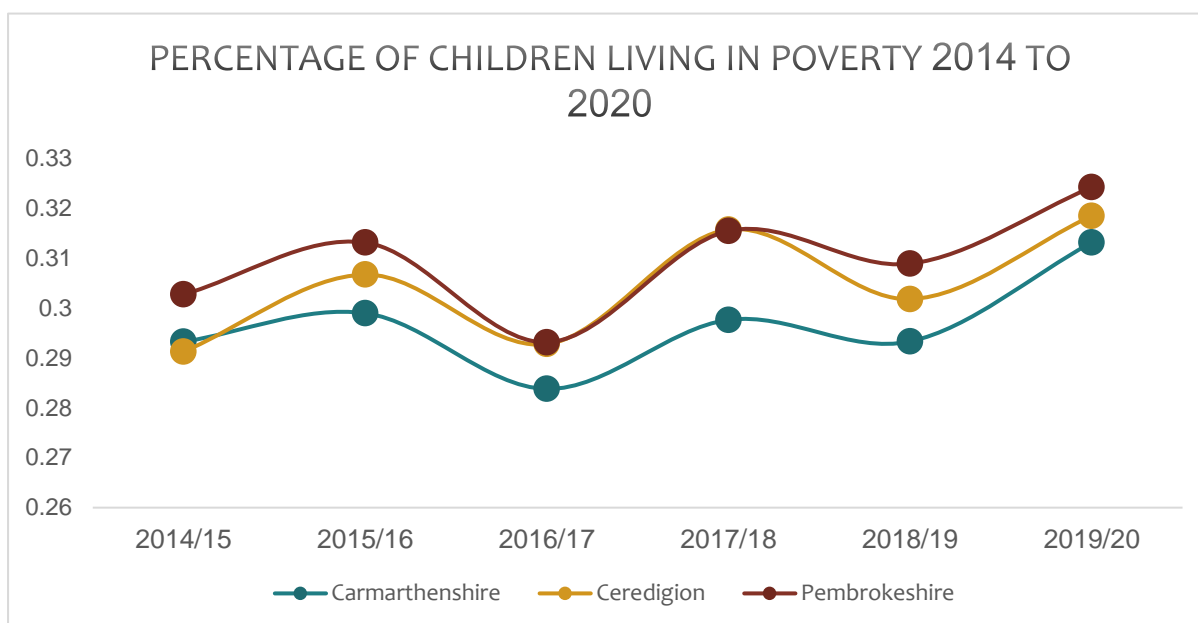


Figure 7: Graph of children living in poverty

Two of our wards – Tyisha and Glanymor – were in the top 20 worst wards for childhood poverty in Wales, both at 41.3%.

The number of children living in workless households is 8.8%; a rate which has seen significant annual reductions in recent years from over 15% in 2015. The county is still ranked 2<sup>nd</sup> lowest and is well below the Welsh average of 13.5. This is a positive trend with more households seeing parents in employment but should not be treated in isolation of the fact that more children are living in poverty within our county, regionally and nationally in Wales.

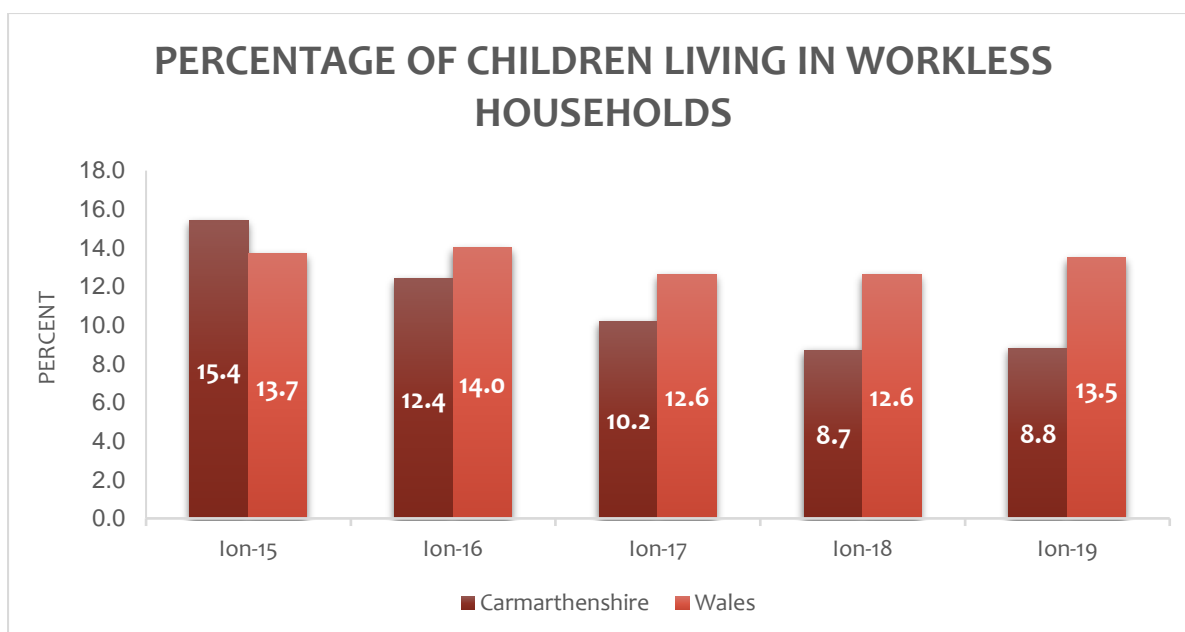


Figure 8: Graph of children living in workless households.

However, it is concerning to see Future Trends Report data to 2020 which shows that the rate of poverty in households, where all working age adults are in work, has increased. This shows a concerning trend that being in work does not necessarily pull households out of poverty.

Research shows that children growing up in workless households experience consistently poorer outcomes in relation to educational attainment and cognitive ability than their counterparts whose parents are always working. Those whose parents had been out of work for two or three years while they were growing up spent more time not in education, employment, or training between ages 15 to 18 than children from households of different employment compositions (Schoon et al, 2012). However longitudinal evidence indicates that there are often several risk factors at play which create negative outcomes and well-being for children from workless households. It is therefore important that we view these issues in context to gain a holistic understanding and therefore develop accurate responses and preventative measures to challenges posed to the well-being of children now and in future.

---

## ENGAGEMENT RESPONSES

---

Poverty was a key issue affecting the well-being of year 7 pupils from Ysgol Bro Dinefwr and was the second highest concern about their local area as they grow up, as seen later in this section.

## Childcare

Our latest Childcare Sufficiency Assessment (CSA) (2017-22) identified that cost was the most important factor (27.8%) identified by the 33% of parent/carers who were not using registered childcare. This number is an increase on the 27% who did not access paid childcare in the 2013 Survey that was undertaken to inform the 2014-17 CSA. Costs have continued to increase, both pre- and post-pandemic with rises in utilities, wages and pensions and additional cleaning and PPE costs needed since 2020.

Family and friends provided informal childcare for those 33% of parent/carers who were not using registered childcare.

However, the CSA 2017-22 consultation carried out with 102 grandparents, highlighted the growing role grandparents are playing in providing informal childcare with 90% providing childcare on a regular basis. 41% are looking after their grandchildren once or twice a week and 33% providing childcare for 3 or 5 days a week. 43% stated they were providing more childcare this year compared with the previous year.

## Growing up healthy

### Play

The 2022 Play Sufficiency Assessment is exploring why families value play, the barriers which prevent children and young people from playing and the impact of the COVID-19 pandemic. In the context of the assessment play is wide reaching and covers leisure and recreational activities.

The parent and carer survey, undertaken in 2021, that supports the assessment found that 61% of families value play more as a result of the pandemic with discussions in focus groups highlighting the important role of play in children's physical health, mental health, and well-being. 61% of survey respondents say that the pandemic has made them value play more. However, 64% say COVID-19 has resulted in their family playing less.

A blend of indoor and outdoor play is popular with families with the top four places for play being 'in a play area with swings, slides and other equipment to play on' (68%), 'in our friends house or garden' (57%), 'in our house or garden' (54%) and 'indoor play centre' (40%).

72% of parents highlight barriers which make it difficult for their children to play, these include; road traffic (49%), litter/dog mess and broken glass (35%) other adults (29%) and the pandemic (28%). Parents and carers are concerned about their children's safety with 36% of survey participants saying, "I often worry and so I sometimes find it difficult to let them play out" compared to 6% who stated "I don't worry, I let them play out all the time."

43% of families want to play more and encouraging children to play and providing high quality play opportunities for all children contributes to developing resilience which in turn will help mitigate the negative effects of ACEs. Play is also a means of reducing the inequalities between children living in families that can afford costly play activities and those that cannot.

## Obesity

Carmarthenshire is the 5<sup>th</sup> worst county in Wales for levels of childhood obesity. The latest figures show a concerning spike in obesity in children, following a downward trend which had been seen since 2014/15. In 2018/19, almost a third of children aged 4 to 5 were overweight or obese. Our figure of 30.4% for this period showed a 4% rise on the previous year and was 3.5% higher than the Welsh average.

Obesity causes ill health including diseases of the heart and circulation as well as some cancers and causes early death. There is an increased rate of Type 2 diabetes among obese children. Evidence shows that 80% of children who are obese at age 4-5 years remain obese into adulthood. This is a particular concern as estimates suggest that being overweight reduces life expectancy by about three years and being obese reduces life expectancy by 10 years. Obesity is more prevalent in deprived areas. A 6.2% difference is seen between the prevalence of obesity in children of this age living in the least deprived quintile compared to those living in the most deprived quintile in Wales and there is evidence that this gap is growing.

One of the primary methods of tackling increasing levels of obesity in children is through encouraging them to engage in physical activity. The Sports Wales School sports survey in 2018 showed an increase in the percentage of children in Carmarthenshire taking part in at least three occasions of activity per week from 46.9% in 2015 survey. We improved our ranking from the 16<sup>th</sup> to the 10<sup>th</sup> highest in Wales. When taking part in team sports, our pupils noted that they felt free and without worry.

## Childhood concerns

---

### ENGAGEMENT RESPONSES

---

Our youth service engaged with 160 year 7 pupils from Ysgol Bro Dinefwr in October 2021 to talk to them about their views on well-being.

When asked about what had affected their well-being, COVID was the issue that had had the most impact with 142 mentions. The young people had felt isolated and very lonely and were affected by not being able to see their friends or leave the house due to lockdown restrictions. They had enjoyed having quality family time but were concerned about future lockdowns.

Climate change was the next highest area of concern (130) with strong views expressed. The engagement was carried out as part of a wider discussion surrounding climate change on that day. We are confident that the views of our young people are well represented but context should be considered in this instance. This was followed by depression and anxiety (102) from being in lockdown and not communicating with others. There were also concerns raised about fitting in with their peers. Other issues raised were bullying and cyber bullying over social media (93), poverty (76) with some saying that their families needed more money for food and clothes and body dysmorphia (67) with boys and girls talking about how they feel about their body or appearance.



Bullying also affects young people's mental health, emotional well-being, sense of self and their ability to connect to society which, if extreme and sustained enough can have lifelong consequences. In addition, the complicated bi-directional nature of mental health and bullying, i.e., some young people are bullied as a result of their mental health issues and some young people develop mental health issues as a consequence of being bullied, means that some of the most vulnerable children are at increased risk of long-term impacts.

When asked what help they needed, getting support was the key suggestion (135) and although they mentioned different people, they could get support from, they were very unsure who to reach out to. It was clear that the young people needed one trusted adult that they could confide in (73).

A concerning issue raised was wanting more money for food (71) as several young people were worried about the effect it was having on their family. Help with bullying (62) was also an issue and stemmed back to having a trusted person to talk to. Outdoor learning (52) was suggested as they felt they could express themselves better and learn more.

When asked what their biggest concerns were about their local area as they grow up, the top issue raised by the young people was jobs (118) followed by poverty (112) and the environment (105). Other concerns discussed were housing (21) and community spaces (12).

The biggest problem facing the world right now was climate change according to the young people (122), followed by nature emergency (20), famine (15) and war (3).

## National Well-being Indicators

Noted below are the National Well-being Indicators and associated local indicators relevant for the Childhood life stage:

Ref No	Indicator Definition	Year	Rank out of 22 Authorities	Score, Wales average and change since last result	
				Carms	Welsh Avg
5a	Proportion of children aged 4 to 5 years who are overweight or obese	2018-19	18 <sup>th</sup>	30.4%	26.9%
				Declined	
5b	At least three occasions per week of extra-curricular and community sport. (Schoolyears 3-11)	2018	10 <sup>th</sup>	47.7%	47.6%
				Improved	
7a	Average "Capped 9" score for all Year 11 Pupils	2019-20	6 <sup>th</sup>	367.2 score	354.4 score
				Improved	
7b	Average "Capped 9" score for non-FSM (Free School Meals) Year 11 pupils	2019-20	6 <sup>th</sup>	384.2 score	376.2 score
				Improved	
7c	Average "Capped 9" score for FSM Year11 pupils	2019-20	6 <sup>th</sup>	315.6 score	298.9 score
				Improved	
7d	% gap between FSM and non FSM pupils on the "Capped 9" score	2019-20	7 <sup>th</sup>	19.6%	22.9%
				Improved	
18b	% of children living in workless households	2019	2 <sup>nd</sup>	8.8%	13.5%
				Improved	



# YOUTH





## Growing independent adults

The transition from childhood to adolescence is a challenging one which brings a number of changes and fluctuations in our experiences and understandings of well-being and its influences. A key part of adolescence is forging our identity and individuality which is influenced by a multitude of relationships, external factors, hormones, hobbies and interests. It is vitally important that an individual has plenty of opportunities to gain new experiences and learn new things throughout adolescence. The importance of understanding the value of our natural environment is key to becoming responsible citizens, while also being aware of the opportunities it can provide and the challenges in tackling the current climate and nature emergencies.

### Broadening horizons

Support for our school children to gain the skills and learning they need to lead happy, healthy, fulfilling lives has continued in difficult circumstances.

### Welsh-medium education

Carmarthenshire continues to develop robustly as a bi-lingual authority with inspiring Welsh-medium education offered to all learners. Schools, families and learners are effectively supported as they progress along the language continuum, with Welsh Language centres providing a high standard of Welsh language immersion support.

### Examinations

Formal examinations for A Level, AS and GCSEs for summer 2021 were cancelled by the Welsh Government. Schools and colleges used their professional judgement to determine learners' grades for qualifications, using a range of evidence from the specification content their students had been taught. As 2021 was a unique year due to the pandemic, this will need to be taken into consideration when comparing results.

In 2021, there was an increase in A Level entries and an upward trend across all grades. An increase in the number of grades being awarded A\* or A was seen with a rise of 8.5% at A\* and 5.3% for A\*-A grades.

Whilst there was a decrease in the number of AS entries in 2021, the level of attainment sees an upward trend in comparison to 2019. Similarly, an upward trend was evident in 2021 across all grades at GCSE.

The last published average score based on the best 9 exam results including English, Welsh and maths, for Year 11 pupils during 2019/20 (2018/19 Academic Year) is 367.2 where girls had an average score of 378.5 and boys 356.4. This is an improvement on the previous year and well above the Welsh average of 354.4

While the educational attainment of children in Wales has improved overall, children living in deprivation show poorer attainment on all performance measures and is particularly prevalent in the attainment of grades A\*-A. The gap is seen to increase as pupils progress through school. The

gap between the average score for best exam results of young people living in deprivation (measured by eligibility for free school meals) and young people who do not receive free school meals is measured. The percentage gap in our county was 19.6, the 7<sup>th</sup> lowest, compared to the Welsh average of 22.9. The work is ongoing to look at how to measure progress and well-being across all our learners and this continues to be a development area.

Compulsory education is changing in Wales. The changes will fully come into force from September 2022 with a new curriculum and it will be interesting to see the impact of this on attainment levels. The new curriculum is being introduced as attainment levels in Wales and levels of achievement do not meet expectations or societal needs. The new curriculum aims to provide young people with the skills they will need in the future. The delivery of this ambitious change will be an opportunity to prepare young people for the world of work through the development of softer skills. The involvement of businesses with schools will be essential going forward and will build on the successful Business Class and Education Business Exchange programmes.

---

## ENGAGEMENT RESPONSE

---

Carmarthenshire school pupils were also comparative to the national average in terms of their general well-being, with an average of 85% of pupils being satisfied with their lives. About three quarters of pupils felt generally supported in terms of their emotional needs, with 35% of pupils reporting having been bullied, which is also directly comparable with the national average. Bullying and cyber bullying over social media was also a key issue raised by 7 pupils from Ysgol Bro Dinefwr when asked about what affected their well-being as part of our engagement work in 2021. More information on the engagement event is available in the childhood section.

### Elective Home Education

During the pandemic, an increase has been seen in the number of children being home schooled in Carmarthenshire. Numbers are currently at 455 (November 2020, up from 284 in November 2018). Welsh Government funding has been utilised to provide additional support for electively home educated learners. Welsh lessons are also continuing to be offered to home educated young people and are split into three groups: Beginners, Intermediate and Advanced. Feedback from parents notes that the pandemic has given them confidence to fully transition to elective home education.

### Not in Education, Employment or Training (NEET)

Work continues towards ensuring all young people are in education, employment or training. Reducing the number of NEET young people reduces the effects of poverty and the wider cost to society of support services, reliance on benefits and offending. It is essential to maximise the life opportunities of children, ensuring that as many young people as possible can progress to school Sixth forms, Further Education Colleges, apprenticeships, training provision or work.

During 2019/20 Academic Year, 32 school leavers (1.8%) were recorded as NEET. While this still remains just above the Welsh average, it is half the number reported in the last well-being assessment of 69 pupils (3.4%). This significant reduction could be attributed to the Youth Engagement and Progression Framework which focuses on the early identification of 'at risk' individuals and promotes targeted support for those that need it.

## First Independence

Throughout adolescence, as curiosity meets opportunity, there are various experiences on offer to young people, not all of which can have positive outcomes or effects on well-being.

### Smoking

Responses from the 2017/2018 School Health Research Network (SHRN) suggest that the Carmarthenshire figures on all school pupils who currently smoke less than once a week were very low, at 2%. The highest percentage was 5% for year 11 pupils.

E-cigarette use was significantly higher with 43% of year 11 pupils noting that they had tried them. Alcohol use was the only behaviour where Carmarthenshire pupils admitted to a slightly higher use than the national average, with 49% of all pupils admitting to drinking alcohol, 3% higher than the national average. This figure is as high as 78% in year 11 pupils, again 3% higher than the national average. Cannabis use was very low with only 3% of all pupils reporting having used cannabis in the last 30 days. However, 18% of all pupils noted that they had been offered cannabis in the last 12 months.

### Substance misuse

The pandemic and resulting lockdowns and schools' closures had a significant impact on numbers getting support for substance misuse due to the reduced access to young people and schools and colleges being one of their main sources of referrals.

During 2020/21, the young person substance misuse service in Carmarthenshire received 45 referrals for young people aged under 18. This was a 37% drop on the 71 referrals received for the same period in 2019-20.

During the same reporting period, there were 37 young person assessments, which was a 40% reduction on the 62 assessments completed in 2019/20.

The two main substances recorded for referrals received by young person services during the same reporting period were cannabis which came top at 52%, followed by alcohol at 28%.

On average our brains keep growing and developing into our mid-20s. Taking drugs and drinking alcohol can affect the development of the brain, particularly the prefrontal cortex, the area of the brain used for decision making. Taking drugs at an early age increases the chances of becoming addicted. There is also an increased chance of developing health problems later in life, such as heart disease, high blood pressure and sleep disorders.



## Sex and relationships

According to the SHRN data from 2017/18, a quarter of the county's school pupils in year 11 reported having had sexual intercourse which was the same as the national average, and the most common age for having had sexual intercourse for the first time being 15 years of age, the same as the national average. 15% of those who had had sexual intercourse reported having had sex for the first time when younger than 14, which is 5% lower than the national average.

While pregnancy and parenthood are positive choices for some young people, for others, unintended pregnancy can have negative social and psychological consequences. Having children at a young age can affect the health and well-being of young women and can limit educational and career prospects. Socio-economic disadvantage can be both a cause and an effect of young parenthood.

The teenage pregnancy rate is decreasing in Carmarthenshire and is currently at 14.8 per 1,000 females aged under 18. This figure is below the Welsh average of 18.9.

## Making Connections

### Young People

Chatting and being with friends is the most popular activity for young people (aged 12 to 17), with 84% of respondents stating that 'play and hanging out' made them happy in the Carmarthenshire Play Sufficiency Assessment Young People Survey 2021. Opportunities to spend time with friends also made young people feel excited (43%), free (42%) and active (43%). 44% of young people say they hang out with friends most days, with popular activities including chatting and being with friends (64%), going to the cinema (38%), exploring (34%) and spending time with family (30%).

Popular places to spend time with friends include local grassy area or field (37%), play area with swings or slides (27%), the beach (29%) and the streets where they live (25%).

The biggest barriers to hanging out with friends are 'there's nothing to do here' (38%), 'I don't go out if it's rainy or cold' (37%) and the pandemic (37%). 57% of young people who took part in the survey think there is not enough for them to do in their community. 62% would like to hang out and play more, with 59% saying 'transport to get there' would help them do this.

---

## ENGAGEMENT RESPONSES

---

A total of 6,436 or 67% of students across 12 schools in our county took part in a School Health Research Network (SHRN) survey in 2017/18. The survey was also underway in our schools during September 2021, with results expected during 2022. Data covered pupils' behaviours in the following areas - food, fitness and physical activity, well-being and emotional health, substance use and misuse and sex and relationships. The data from 2017/18 generally revealed that Carmarthenshire pupils were comparable to the national average in almost all areas surveyed.

The survey found that younger pupils were generally more likely to engage in healthy behaviours regarding food, fitness and physical activity. For example, 65% of year 7 pupils were likely to eat breakfast every day compared to 46% of year 11 pupils. Younger pupils were also more likely to be physically active and less likely to be sedentary. This reflected the national average across the age groups.

## Loneliness and Isolation

According to the WCPP briefing on Loneliness and Isolation and data from the ONS, one in six of the population is lonely. For all age groups, higher deprivation aligns with higher levels of loneliness. Those aged 16-24 living in the 20% most deprived areas of Wales are the loneliest. However, amongst younger people, those with a long-term illness, disability or infirmity are 2.5 times lonelier than the national average. By comparison, for those younger people living in the least deprived areas or in very good health, levels of loneliness are significantly lower. Older age groups are typically less lonely. However, this is not the case for those in very bad health.

Interventions based on age alone, rather than on cohorts within particular age categories, may not reach the people who need them.

Physical activity has positive impacts on lifetime well-being but during COVID, a general decrease has been seen in children's levels of physical activity. The decrease has been comparatively greater for children living in low-income areas.

## Young carers

According to the 2011 Census, 1,803 young people (aged up to 24 years) were providing unpaid care in Carmarthenshire. Research has shown that young carers are more likely to achieve poorer educational outcomes – which is a key determinant of later well-being. Carers aged 16–18 are twice as likely to be NEET compared to their peers. In Wales in 2020, 45% of young carers reported that they were not able to spend enough time on their schoolwork and 58% felt that their education was suffering. 36% of young adult carers said that their education was suffering, impacting on their hopes and opportunities for the future.

In 2019/20, 87 young carers were supported by social services. Figures dropped to 71 in 2020/21, during lockdown, but referrals have significantly increased since April 2021. During 2020/21, the Carers Trust Crossroads West Wales service, who work with young carers referred on to them by social services, supported 151 young people aged under 18 and 63 young adult carers aged up to 25. The service also noted a decline in referrals during the initial stages of the pandemic, but the support required by those already on the service rose significantly and has continued to stay high despite the ease in restrictions. Many have found their caring role to have increased during this time due to the increased isolation and the loss of respite care. This is only being added to as more families are being asked to take on higher caring roles to ease the pressures on hospitals and cover for the lack of social care packages available. These pressures are largely showing themselves in a decline in the mental health of young carers, with them feeling more isolated and a significant number struggling to balance their caring role with their education. Research has shown that almost half (45%) of young adult carers suffer from mental health problems.

Common issues that have been raised by young carers upon referral are anxiety as well as a sense of isolation and a lack of understanding amongst their peers and teachers. In response, Crossroads West Wales recently established a team to visit schools and colleges to educate the staff and pupils about Young Carers and the support that can be offered to them, with the aim of improving knowledge and understanding.

## Migration of young people

The average migration of the population of Carmarthenshire over the last 5 years:

Table 5: Net Migration

Age Range	In	Out	Net
0-15	581	487	+94
16-24	910	990	-80
25-44	1273	1180	+93
45-64	756	565	+191
65+	405	307	+98

The only age range that has had an average net migration over the last five years is in the 16-24 range. Young people often look further afield for education and training as they approach their 20s. Flying the nest is a normal part of becoming an independent adult; however, it is important to attract young people to learn and work in the area. According to the Future Trends Report, it is forecasted that there will be a reduction in the population of under 25s across the country as well as in Carmarthenshire. The ageing population forecast for Carmarthenshire could result in less people available to work across all sectors.

## Involving our Young People

The importance of access to training and jobs was highlighted by the Carmarthenshire Youth Council in Autumn 2020, in the annual 'Make Your Mark' event, the biggest UK youth consultation. Young people voted online to cast one vote for the topic they cared about most in their county and a topic which was the most important for them in the UK. In Carmarthenshire, the local issue with the most votes (21.3%) were access to training and jobs. 'Jobs' was also the top concern raised by Year 7 pupils from Ysgol Bro Dinefwr when asked about their concerns about their local area as they grow up. More information on the engagement event is available in the childhood section.

The second local issue was homelessness with 20.9%, see the adulthood section for further information. Domestic violence was the 3<sup>rd</sup> highest with 17%. The Carmarthenshire Youth Council has also voted for domestic abuse as their priority issue for this year, wanting to research the topic to give a young people's perspective on the issue.

Domestic violence has a devastating impact on the well-being of children and young people that can continue to affect their adult lives. This has been recognised by the recent Domestic Abuse Act, which recognises children as victims themselves.

## Mental Health

Concerns over mental health has also been a key issue raised by young people. In the ‘Make Your Mark’ consultation, supporting their mental health was voted the topic of most importance to the UK, by a third of our Youth Council representatives. During the well-being session held with the Police & Crime Commissioner’s Youth Forum with five young people from Carmarthenshire, mental health featured highly in the comments made. When asked what well-being means to you, two of the four comments made by the young people were around mental health – one about looking after their mental health daily and the other related to the importance of mental health during the pandemic when they had not been able to socialise and interact and learn from others. When asked about concerns for the future, one of the five people spoke about mental health and needing the tools to recognise when things may be going wrong.

Research by the Children’s Commissioner for Wales shows that the COVID-19 pandemic has impacted significantly on the emotional and mental health of young people. When agreeing with the negative statements as part of the survey, 63% of 12–18-year-olds agreed that they were worried about falling behind with learning and 61% agreed that they were worried about how the pandemic could affect their qualifications.

It is also important to highlight that many 12–18-year-olds did not know where to go for help and support for their mental health, beyond their friends and family.

Other than mental health, when asked about future concerns, the other four members of the Police & Crime Commissioner’s Youth Forum, spoke about the environment – beaches, climate change, wildlife and pollution. Taking action on the Climate Emergency was also voted for by the Carmarthenshire Youth Council as their 3<sup>rd</sup> highest topic of most importance in the UK, with 9% of the votes, as noted in the Adulthood section.

---

## ENGAGEMENT RESPONSES

---

The following concerns are reflected in the prosperous section of the 2021 Well-being Survey. Lack of affordable housing (57%) (346 responses) and suitable job opportunities (52%) (312 responses) were the two biggest concerns amongst respondents on the economy in the future. Respondents aged 16-24 stated their concerns were:

- Lack of suitable job opportunities (71%)
- Lack of training and skills that fit the needs of the local economy job/market (71%)
- Lack of affordable housing (71%)

Although the loss of young people from the county was not a specific concern, if the relevant training and skills required in the current economic market is not met along with suitable job opportunities and affordable housing then we will suffer from losing our youth to other areas/countries.

The two biggest concerns in relation to the thriving language and culture of Carmarthenshire is house prices being unaffordable for local people 72% (413 recipients) and young people moving out of the local area/Wales to study/work 56% (322 recipients)

The other key issue for the UK, raised by our Youth Council was ‘free university’ which was second with 23%.



# ADULTHOOD





Our adult years are when we are physically mature and at our physical peak. During adulthood, we start to settle down and become more stable emotionally. As we progress through adulthood, we become more autonomous, further establishing ourselves as an independent person with our own life. We gain a fuller appreciation of our natural environment and both the positive and negative impacts it can have on our lives. The natural environment supports our economy, provides jobs and continuity of essential services and recreational opportunities. Accessible high quality natural resources are essential components of our health and well-being. Improving air and water quality, reducing flood risk and driving forward a Green Recovery is essential to our future resilience as we strive to mitigate against and tackle the nature and climate emergency.

## Well-being

Well-being findings results from the Office of National Statistics (ONS) 2019/20, so pre-pandemic, show that there is an increase in people feeling anxious and a decrease in the number feeling happy and satisfied, levels which are worse than those for across Wales and the UK. The number feeling life is worthwhile has a general upward trend and is currently equal to the scores for Wales.

## Making ends meet

On 31 March 2021, the Socio-economic Duty came into force in Wales. The overall aim of the duty is to deliver better outcomes for those who are living in less favourable social and economic circumstances than others in the same society – this means that they are facing socio-economic disadvantage.

The Duty places a legal responsibility on bodies when they are taking strategic decisions to have due regard to the need to reduce the inequalities of outcome resulting from socio-economic disadvantage.

The WCPP Brexit and COVID-19 briefing tells us that when an individual suffers a loss of income it has a bigger impact on their well-being than if they were to see a gain in income. This is particularly important when considering the dual affect that Brexit and COVID-19 have had on the economy in Carmarthenshire and Wales and the long-term impacts that we are likely to see come from this.

## Income

The median annual household income of £28,186 for Carmarthenshire is below that of the Wales figure of £28,999. Figures in Carmarthenshire are now the 9<sup>th</sup> lowest in the whole of Wales, compared to being the 7<sup>th</sup> lowest when the last Well-being Assessment was completed five years ago. Our gross disposable income per head in 2018 was £16,813, 12<sup>th</sup> lowest compared to rest of Wales but below the Welsh average of £17,100.



Income levels vary across the county, and it is important to note the gap of over 22% between the highest and lowest Community Area figures; from Community Area 2 with £31,455 which is well above Carmarthenshire and Wales figures, to Community area 6 with £25,770. The disparity between levels of poverty across the community areas ranges from 30% of households living in poverty in Community Area 2 compared to 39.5% in Community Area 6.

Of the 10% (190) most deprived Lower Super Output Areas (LSOA) in Wales, 5 are within our county. The top 4 are within Community Area 6 and the 5<sup>th</sup> in Community Area 5:

Table 6: The five most deprived areas in Carmarthenshire

LSOA	Carmarthenshire Ranking	Wales Ranking	Community Area
<b>Tyisha 2</b>	1	17	6
<b>Glanymor 4</b>	2	68	6
<b>Bigyn 4</b>	3	84	6
<b>Tyisha 3</b>	4	144	6
<b>Llwynhendy 3</b>	5	172	5

## Poverty

Over a third of our households continue to live in poverty which is a concern. However, it is positive to note that the percentage of households in Carmarthenshire living in poverty has reduced by 2% in the last five years since the last Well-being Assessment. In 2020, 33.8% (27,691) of Carmarthenshire households were living in poverty, and this continues to be above the Welsh average of 32.9%. This ranges from 30% in Community Area 2 to just under 40% in Community area 6.

Poverty and deprivation have serious detrimental effects, impacting across all aspects of well-being. It limits the opportunities and prospects for children and young people and damages the quality of life for all. Poverty is too often an intergenerational experience which poses a significant threat to experiencing positive well-being both now, and in the future.

Department for Work and Pensions data on the percentage of each age group in Wales living in relative income poverty shows that 22% of working-age adults in Wales (2017-2020) were living in relative income poverty. This percentage remains steady in Wales but is still above that seen for other UK countries.

As food prices, energy bills and general costs continue to rise across the UK it is becoming harder for households to stay above the poverty line. This is compounded by the fact that wages are not rising to meet the extra costs. This means that more working households are experiencing poverty.

An estimated 144,504 households are at risk of being in fuel poverty in Wales, spending between 8% and 10% of their household income on fuel costs. This is equivalent to 11% of households in Wales. Data is not held regarding the estimated levels of fuel poverty by local authority area.

Our conversations with representatives from the Gypsy and Traveller Community have noted concern in terms of fuel poverty amongst the population. Fuel poverty is an area we would like to explore further, especially in context of our protected groups.

## Employability

Increasing employability is fundamental to tackling poverty and reducing inequalities. It has a significant impact on our health and ability to function in our everyday lives.

Information from the Annual Population and Labour Force Survey March 2021 shows the percentage of employment in different occupational breakdowns within the county.

1: Managers, directors and senior officers	10%
2: Professional occupations	19%
3: Associate professional & technical occupations	11%
4: Administrative & secretarial occupations	8%
5: Skilled trades occupations	12%
6: Caring, leisure & other service occupations	14%
7: Sales & customer service occupations	9%
8: Process, plant & machine operatives	7%
9: Elementary occupations	10%

Data from Business Register and Employment Survey (BRES) 2019 indicated that the majority of posts in Carmarthenshire are full-time (63%) and the leading employment industries are human health and social work activities and wholesale and retail trade, repair of motor vehicles and motorcycles and manufacturing.

Commuting patterns from the Annual Population Survey 2020 indicate that 62,600 people live and work within Carmarthenshire, 16,200 commute out of Carmarthenshire for work and 14,900 commute into the area for work. These figures could, of course, have changed dramatically since the pandemic.

According to Stats Wales in March 2021 Carmarthenshire has the third lowest rate in respect of employment compared to the rest of Wales. Employment rates have reduced from 71.7% in March 2020 to 68.6% (year ending March 2021). This is amongst the lowest in Wales and below the national average of 72.2%. However, these figures are not unexpected and demonstrate how challenging this year has been for the labour market, the highest employment rate is recorded in Monmouthshire at 78.3%

The difference between the employment rate of disabled and non-disabled residents in Carmarthenshire continues to be a concern. The employment rate for those without a disability (77.1%) continues to be considerably higher than those with a disability (49.7%). This is a disability employment gap of 27.4 percentage points which is below the national average disability

employment gap of 30.8. This is an improvement on the situation five years ago when the gap in the employment rate was 34.4 percentage points locally.

### Working age population

Carmarthenshire has seen a downward trend of working aged people who are economically active since 2017 from 79% to 74% in 2020. This is opposite to the increase seen across Wales. This decline in our county significantly increased in 2020, which is likely attributable to the pandemic whereby labour force participation has been under significant stress. Perceptions of key sectors and work in general have been detrimentally affected with wider national level research suggesting that Wales will continue to see rising economic inactivity levels through to 2023. The Future Trends Report forecasts a continued decline in the working age population (16-64) in Wales of 2% by 2043.

---

## ENGAGEMENT RESPONSE

---

In our conversations with the Carmarthenshire Disability Partnership, members discussed economic and social well-being and highlighted the fact that many disabled people were continuing to shield and did not have the confidence that public spaces were safe. This was seen as a potential barrier to employment and in accessing services for support to return to employment and training.

### Job creation and retention

On a positive note, we saw an increase of 23% in the number of jobs created in Carmarthenshire between 2001 and 2018 - the third highest increase across Wales and the highest seen in the more rural counties. The main sectors recruiting before 2018 were health and social care, retail, education and tourism and hospitality, what could be classified as the foundational economy sectors. This aligns with the fact that there are less workless households in Carmarthenshire than previously. It should be noted that this has not come with a decrease in levels of poverty as poverty in households has increased even where all working age adults are in work - as noted in the childhood section.

However, challenges have been seen during the pandemic in this area with a cumulative total of 26,900 jobs supported by the Coronavirus Job Retention Scheme at various times since it started. The furlough rate decreased at a consistent rate from January 2021. There were still 2,960 individuals on furlough in the county in August 2021.

Recruitment levels, however, in recent months have exceeded pre-pandemic levels as the period of economic recovery has progressed. Vacancies are concentrated in Health and Social Care, Tourism and Hospitality, Transport and Logistics and Construction. A number of key sectors are reporting that they are currently experiencing acute recruitment challenges with anecdotal

evidence suggesting that attributable reasons include the pandemic, Brexit, perceptions of sectors and unattractive working conditions.

---

## ENGAGEMENT RESPONSE

---

As part of our involvement work, we met with service users and providers from our Armed Forces community. Organisations from across the region noted an increase in contact from Veterans in terms of job retention, furlough and the economic impact on their households. Many service users had faced challenges in terms of their mental health and some situations had triggered Post Traumatic Stress Disorder (PTSD). It also became apparent that even though Veterans want to retrain, the pandemic has had an impact on educational and training opportunities. Service providers highlighted that the full impact of the pandemic had not yet been seen and that the Armed Forces community needs clear and consistent advice through the transition period, as life returns to a level of normality.

There have also been delays in applications for financial support and benefits, which has led to an increase in requests for emergency support for food and basic staples for families. Delays have also been seen across the region in terms of housing benefit which could potentially lead to an increase in homeless Veterans owing to emergency provision in housing coming to an end.

According to the WCPP briefing paper on Brexit and COVID-19 we can expect to see the agriculture and food sector and the tourism sector continue to be affected by Brexit. These industries are large employers of Carmarthenshire residents and play an important role in the economy of the local area. The situation will need monitoring to ascertain the real impact that Brexit will continue to have on people's lives.

### Claimant count

The number of people claiming Job Seekers Allowance in the county has declined in the last 12 months from 0.8% of the working age population in September 2020 to 0.4% in August 2021. The highest rate in that month of 0.8% was located in Felinfoel situated in Community Area 5 and Garnant within Community Area 3.

The Jobseekers' Allowance claimants for the community areas for August 2021 indicates that Community Area 1 had the lowest rate in the county with 0.2% whereas Community Areas 3 and 6 had a higher rate, 0.6% and 0.5% respectively, compared to the figure for Wales of 0.3%.

### Well-being in work

Being happy in work is important for well-being and the latest figures in April 2019 showed that the percentage of people moderately or very satisfied with their jobs was 79% - but this was over

3% lower than both the figure two years previously and the Welsh average. This ranked Carmarthenshire the 6<sup>th</sup> lowest in Wales. A number of factors can affect job satisfaction therefore it is difficult to determine the exact cause of falling rates in the county.

### Qualifications and training

In Carmarthenshire, we have seen an increase in the level of qualification at National Qualification Framework (NQF) Level 3 since 2015 to a figure of over 62% in 2020, which is just above the Welsh average. For those reaching NQF level 4 or above in Carmarthenshire, figures have increased slightly from 33.7% in 2015 to 40.7% in 2020, just below the average in Wales (41.4%). The number with no qualifications is continuously reducing, with Carmarthenshire ranked 10<sup>th</sup> in 2020 with 6.6% compared to the Welsh average of 7.3%.

Increasing qualifications levels will continue to be a key policy area for Welsh Government as skills levels are a key determinant of economic growth. A number of interventions delivered via EU Structural Funds within the county such as ReAct, Cam Nesa and Skills for Industry are focussed on upskilling and reskilling individuals. Additional factors could be possible improved progression routes within education, increased investment in lifelong learning and targeted interventions for young people aged 16-24 at risk of becoming NEET.

## Lifestyle choices

Lifestyle choices impact on our future health and well-being. Carmarthenshire residents compare well to the rest of Wales in some areas such as smoking and physical activity, however, there are a number of lifestyle choices where we compare poorly.

### Exercise and physical activity

We have the 4<sup>th</sup> lowest figure for reporting exercise or physical activity for less than 30 minutes per week – 27.6% compared to the Welsh average of 33%. We rank 6<sup>th</sup> highest at 35.1% for the percentage participating in sporting activity 3 times or more a week but this remains below the Welsh average of 32.2%.

### Smoking

We have seen a year on year reduction in smoking rates since 2013/14 and now rank 6<sup>th</sup> with only 16% of our population smoking in 2019/20. However, there are areas in the Health Board area where rates of smoking have not changed, for example, in parts of Llanelli, 27-31% of the adult population still smoke. Smoking rates are nearly 3 times higher in the most deprived fifth of Wales compared to the least deprived fifth of Wales. The gap has narrowed in the last 8 years.

The reduction in smoking is due to legislation in Wales to reduce access to and the visibility of tobacco products and reduce exposure to tobacco smoke in enclosed spaces and cars carrying children. This is coupled with increased investment in smoking cessation services in both health care and community settings.

A slight reduction has been seen in the use of e-cigarettes by adults to 6.7%. We remain the 7<sup>th</sup> highest in Wales, just above the Welsh average.

We have the 5<sup>th</sup> worst figure in Wales for the percentage of adults who have fewer than two healthy lifestyle behaviours at 12.4% and worse than the previous result of 8.8% and the Welsh average of 10%.

## Obesity

Being overweight and obese has an impact on life expectancy, morbidity, mortality and health and social care costs. According to the National Survey for Wales Carmarthenshire has the 7<sup>th</sup> highest number of adults who are overweight or obese (18/19 & 19/20) of 63.6%, this is an increase of almost 6 percentage points from a result of 57.8% in 16/17 & 17/18. The current figure is well above the Welsh average of 59.9%. When looking at the obesity rates in isolation, we have the 6<sup>th</sup> highest obese adult population – 28.2% (18/19 & 19/20), an increase of almost 6 percentage points since 16/17 & 17/18.

Mild obesity is associated with the loss of 1 in 10 potential disease-free years during middle and later adulthood (40-75), and severe obesity the loss of 1 in 4. This increasing loss of disease-free years as obesity becomes more severe occurs in both sexes, among smokers and non-smokers, the physically active and inactive, and across socio-economic groups.

Studies have also demonstrated a relationship between adverse childhood experiences (ACEs) and adult obesity. Persons who had experienced four or more categories of childhood exposure, compared to those who had experienced none, had 1.4-to-1.6-fold increase in physical inactivity and obesity. As with children, higher incidences of overweight and obesity are also found in adults who live in more deprived areas.

Before the pandemic, national initiatives encouraged more activity and participation in a healthy diet and raising awareness of health risks, such as 'Healthy Weight, Healthy Wales'.

Obesity is an area we would like to research further.

## Alcohol and substance misuse

In 2018/19 & 2019/20, we had the 3<sup>rd</sup> highest percentage of adults in Wales who drink more than the recommended guidelines. This was an increase of 1.5 percentage points to 21.5 since 2017/18 & 2018/19 compared to the Welsh average of 18.6%.

As a result of the pandemic and subsequent lockdowns, a reduction was seen in both the number of referrals received for support with alcohol and drug issues and the number of assessments completed in 2020/21 compared with the figures for 2019-20.

In 2020/21, the number of alcohol referrals was 540, a reduction of 3.75%, with 525 assessments undertaken, 10.5% fewer than in 2019/20. For drug referrals, the figure was 553, 1% lower and 552 assessments were done, a reduction of 2%.



Impacts were also seen on the number of cases where treatment was completed. During the same period, the figure was 431 for alcohol, which shows an 18% reduction, and 389 for drugs, a fall of 12%.

The three main substances clients were referred into adult drug and alcohol services for support with, in 2020/21 were alcohol, which came top at 35%, followed by heroin at 13.4% and cannabis at 10.2%.

## Part of a community

Well-being is affected by the area in which you live and according to the 2020/21 National Survey for Wales almost 90% of our residents are satisfied with their local area as a place to live. Over 90% are satisfied with their ability to get to/access the facilities and services they need which is a significant increase on the previous figure of 75% in 2018/19 now ranking 4th out of the 22 local authorities in Wales.

### Community Cohesion

According to the 2020/21 National Survey for Wales, our residents feel that they live in cohesive communities with almost 70% agreeing that there is good community cohesion in their local area, an improvement on the previous figure of just over 50% in 2018/19 and very close to the Wales average. Almost 80% feel that people in their local area treat each other with respect, higher than the Wales average of 75%.

---

## ENGAGEMENT RESPONSE

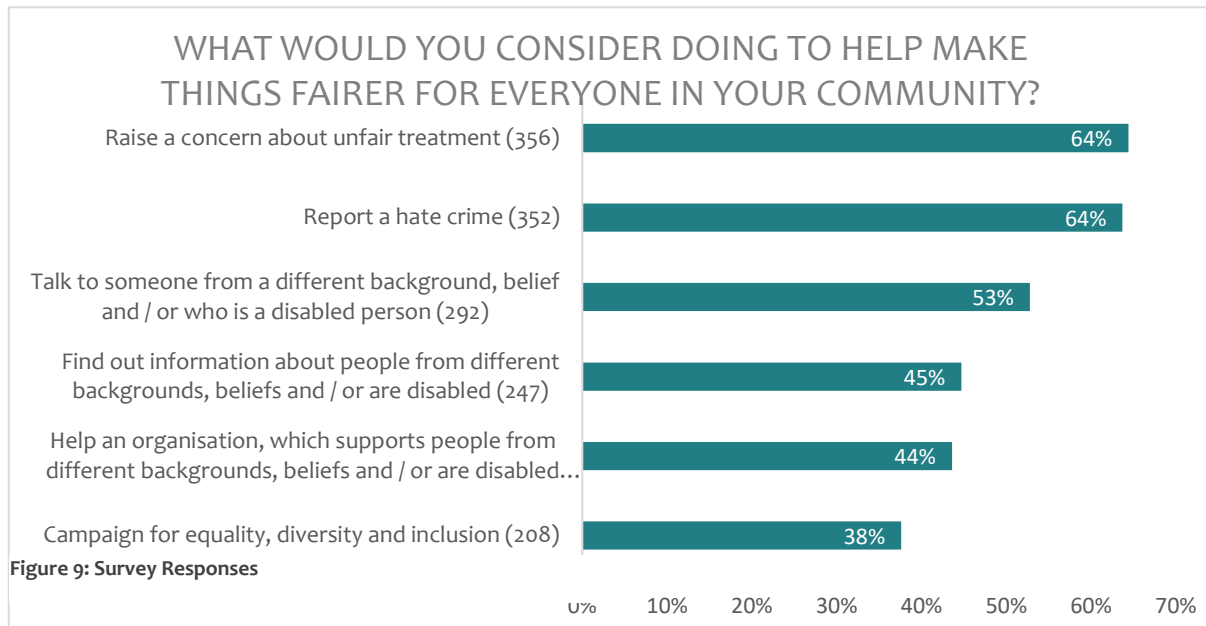
---

Recent consultation in 2020 with representatives from a number of sectors of the community showed overall positive opinions towards current community cohesion in Mid and South-West Wales. Focus groups were held with Black, Asian and Minority Ethnic communities; EU (non-Welsh) citizens, rural and isolated communities, first language Welsh speakers, Gypsy / Traveller Communities, Syrian Refugees, LGBTQ+ people, disabled people and/or people with health conditions and young people. 77% of the interviewees referred to community cohesion as good. It was recognised that there was potential for improvement and perceived “tensions”, or “problems”.

63.7% perceived Brexit as having a negative impact on community cohesion in Mid and South-West Wales. However, positive attitudes were shown towards the impact of COVID-19 on community cohesion although there were concerns about the longevity of the positive impacts, with concerns around different rising negative impacts. 67.3% of survey respondents believed that community cohesion had either improved (40%) or not changed (27.3%) since the beginning of the pandemic.

As part of our Well-being Assessment consultation work, our Black, Asian, and Minority Ethnic residents were equally concerned with threats of extremism, prejudice and hate crime. In terms of community cohesion, our Lesbian, Gay, Bisexual and Transgender community noted concern regarding community resources being closed, prejudice and lack of investment in their local community.

Raising concern about unfair treatment and to Report a hate crime were the top two things that Carmarthenshire residents would consider doing to help make things fairer for everyone in their community when asked as part of the 2021 Well-being Survey.



## Hate Crime

Victim support has seen an 11% increase in the number of people seeking support after experiencing a hate crime during 2020-21 compared to 2019-20. The majority of these incidences were race and nationality related (71%), an increase on the previous year.

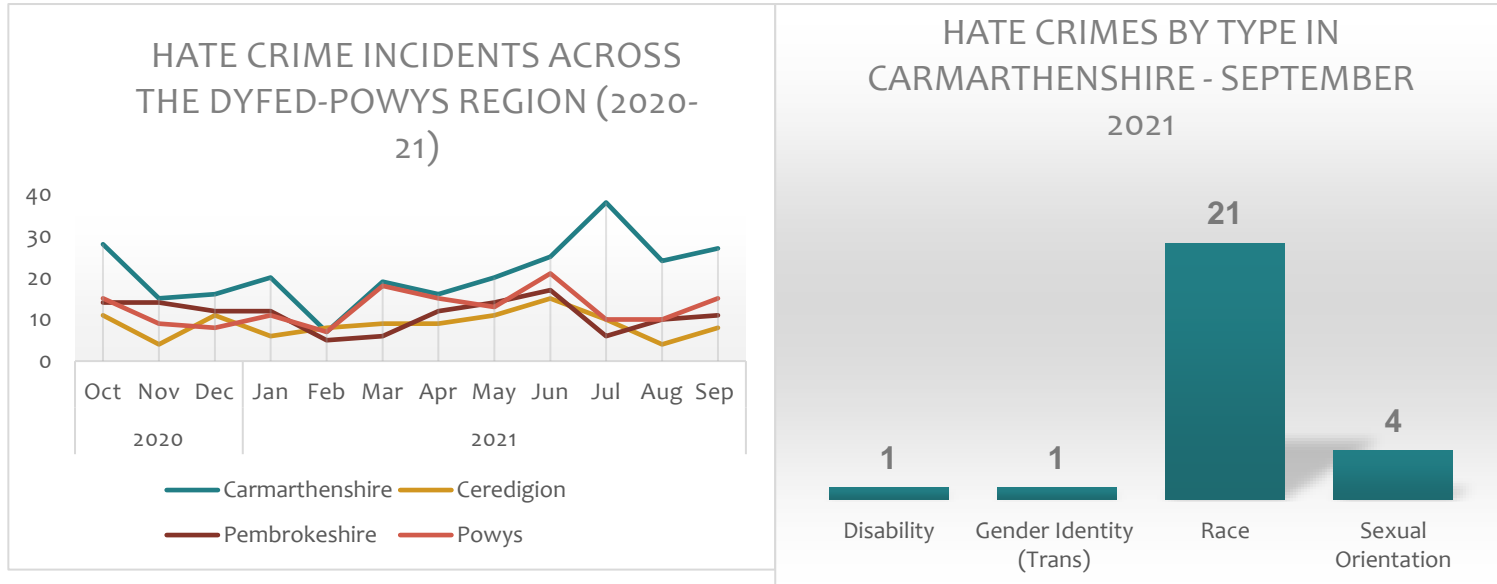


Figure 10: Hate Crime Figures; source Victim Support

## Community Safety

The county remains one of the safest areas in the UK and Dyfed-Powys the safest Police Force area in England and Wales with the lowest crime rates. Of 22 local authority areas, Carmarthenshire ranks 9<sup>th</sup> safest with a rate of 65.18 crimes per 1,000 population.

There were 12,305 crimes reported in the county in 2020/21, a slight increase of 1% on the previous year. Increases were seen in relation to violence against the person – up from 5,147 to 5,770; drug offences – up from 680 to 896; and public order offences – from 852 to 1,211. It is noted that the increase in violence against the person is primarily due to a change in recording of harassment and stalking offences. The increase in drug offences will have been affected by the increased proactivity by the police during the lockdown period.

Of the 10% (190) most deprived Lower Super Output Areas (LSOA) in Wales, six are within Carmarthenshire in terms of Community Safety. This domain considers deprivation relating to living in a safe community and covers actual experience of crime and fire, as well as perceptions of safety whilst out and about in the local area. Not surprisingly these cover the three community areas of our biggest three towns of Llanelli, Carmarthen and Ammanford.

Table 7: Crime Volumes 2020-2021 by Community Area

LSOA	Carmarthenshire Ranking	Wales Ranking	Community Area
Tyisha 2	1	17	6
Carmarthen Town South 1	2	19	1
Elli 2	3	30	6
Ammanford 2	4	43	3
Tyisha 3	5	86	6
Glanymor 4	6	97	6

According to the 2020/2021 crime figures received from Dyfed Powys Police, Community Area 6 has the highest level of recorded crime with violence against a person being the highest of all. The area includes the wards of Bigyn, Elli, Glanymor, Hengoed, Lliedi and Tyisha which are located in some of our most deprived areas within the county.

Crime Volumes by Community Area 2020/2021	Community Area 1	Community Area 2	Community Area 3	Community Area 4	Community Area 5	Community Area 6
Arson & Criminal Damage	207	143	217	174	207	412
Burglary by Dwelling	39	39	48	63	57	143
Burglary by non-dwelling	21	12	15	20	14	40
Drug Offences	188	87	155	77	116	271
Miscellaneous Crimes against Society	58	41	54	34	47	77
Possession of a weapon	21	5	17	3	13	29
Public order offences	236	109	188	157	160	322
Robbery	1	1	1	3	3	14
Sexual offences	56	52	75	59	50	110
Theft	345	139	147	126	187	464
Vehicle offences	26	33	53	29	61	112
Violence against another person	805	601	829	836	1915	1616
<b>Annual Total</b>	<b>2003</b>	<b>1262</b>	<b>1799</b>	<b>1581</b>	<b>2830</b>	<b>3610</b>

In response to their concerns in respect of community cohesion, respondents stated that they were mainly concerned with:

- Lack of investment in their communities (72%)
- Community resources being closed down (66%)
- The voice of local communities not being heard (54%)

Respondents from Community Area 5, those aged 45-54 and those who were expecting or had a baby in the last 6 months were mainly concerned with 'feeling unsafe and afraid of crime'.

### Domestic abuse, domestic violence and sexual violence

Police recorded crime figures note that there were 2,779 victims of domestic abuse between 1st November 2020 and 31st October 2021 in Carmarthenshire. While the reported crime figures remain similar to the previous year, there has been a significant increase in the numbers of referrals to specialist services since the pandemic. This includes a high focus on community-based support and support for children and young people. Numbers have steadily increased throughout the pandemic and show no sign of decline.

This is an area we would like to research further.

The pandemic has had a significant impact on the nature and severity of domestic abuse, domestic violence and sexual violence. Lockdown and restrictions resulted in isolation and cut individuals off from support networks, opportunities for disclosure and access to face-to-face support. We cannot begin to estimate the true impact this has had on the lives of individuals, or the increased levels of abuse suffered. It is evident that throughout the pandemic and during periods following the easing of restrictions, referrals have spiked and continue to rise. It is not known if this a temporary increase in demand or will be a sustained increase in need.

There has been an increased complexity in support needs seen with mental health issues contributing to individuals needing longer and more intense periods of support. Housing has also been identified as a key issue in increasing complexity around support due to a lack of move on and second stage accommodation and a general lack of domestic abuse specific supported accommodation that meets diverse and individual needs of individuals.

The specialist support providers are managing to meet current demand through increased capacity funded by very short-term funding via a variety of sources and the good will of their committed teams. However, this is not sustainable. The impact on the workforce of the increased caseloads and in complexity also needs to be considered. There is a national issue around recruitment into the field with a lack of qualified candidates.

### Feeling safe

However, importantly, in terms of public perception of safety, the National Survey for Wales 2018/19 figures show that the number feeling safe was 76.1%, ranking 7th of the 22 Local Authorities. That figure was lower than the previous survey in 2016/17 of 76.9% when we ranked 6th. Responses from the Well-being survey indicated that people Feeling safe in their home and in their community were the highest things people valued about living in their communities.

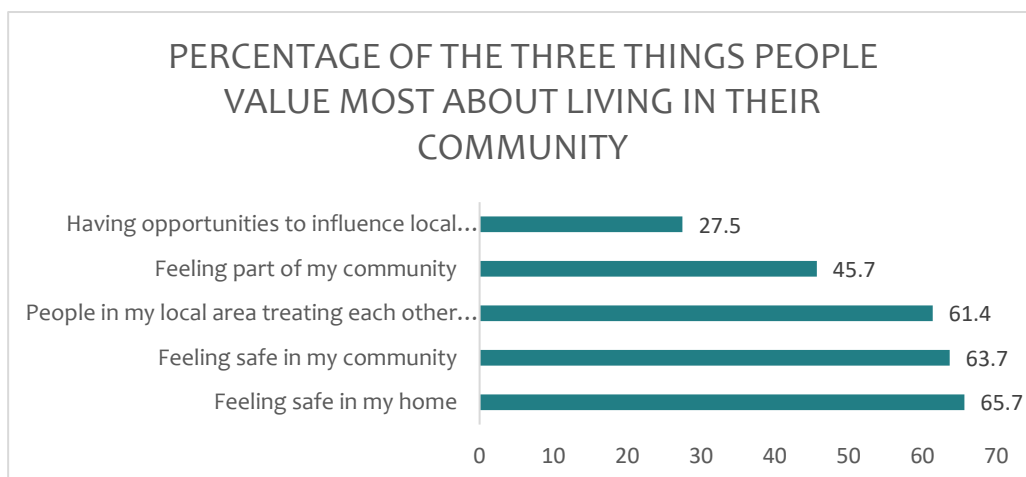


Figure 11: Survey Responses

A slight increase has been seen in the number of incidents of fire with 543 incidents during 2020/21 compared to 530 the previous year. The main incident category was 'outdoor refuse' related with 137 incidents, of which 90 were categorised as deliberate. These outdoor refuse related fires have continuously increased over the last 5 years and are now higher than the number of dwelling fires. The higher number of incidents take place between March and May.

The number of deliberate fires is on the increase in Carmarthenshire with 220 incidents in 2020/21 compared to 143 in 2016/17. The highest number of deliberate fires in Carmarthenshire in the latest figures was in Community Area 6 which consists of Glanymor and Tyisha wards. The areas of Carmarthen Town North, Cynwyl Gaeo, Cilycwm and Llandovery, in Community Areas 1 and 2, have no records of deliberate fires for this period, although the numbers in Community Area 2 are on the increase as shown in the table below:

Table 8: Deliberate Fires

<b>Deliberate Fires by Community Areas</b>	<b>2016/17</b>	<b>2017/18</b>	<b>2018/19</b>	<b>2019/20</b>	<b>2020/21</b>	<b>Total per Community Area over 5 years</b>
Community Area 1	10	18	14	15	10	<b>67</b>
Community Area 2	8	7	15	9	22	<b>61</b>
Community Area 3	24	23	28	29	46	<b>150</b>
Community Area 4	22	20	42	20	27	<b>131</b>
Community Area 5	34	51	47	65	41	<b>238</b>
Community Area 6	45	59	48	58	74	<b>284</b>
<b>Total</b>	<b>143</b>	<b>178</b>	<b>194</b>	<b>196</b>	<b>220</b>	

The number of road traffic collisions in Carmarthenshire have been consistently high at around 200 per year between 2016/17 and 2019/20 but a significant reduction was seen during 2020/21 when the figure was 117. This coincides with the number of people Killed or Seriously injured on Carmarthenshire roads which halved to 55 during 2020/21. COVID-19 lockdown during 2020 has

had a dramatic effect on this data with far less traffic on the roads. However, despite the reduction, we still have the 3rd highest number of people killed or seriously injured on our roads which, at 3468km or 2155 miles, is the second largest network and the third most trafficked in Wales. As the number of vehicles return to pre-pandemic volumes, it is likely that an increase in the number of people killed or seriously injured will be seen.

## Housing

### Affordable housing

Good quality, energy efficient and affordable homes promote health and well-being, helping to build sustainable communities and create places where people want to live.

There is a need for more affordable homes in the county. There has been a 27.1% increase in the average house price for a first-time buyer in Carmarthenshire between 2016 (£112,497) and 2021 (£142,919).

This is an area we would like to research further.

Data published by the ONS (August 2021 in terms of chargeable second homes in Carmarthenshire, indicates that there are 1,087 properties in the county. The highest proportion (19% of properties) being in St. Ishmael, Llangyndeyrn and Llanddarog, followed closely with 18% in the areas of Laugharne, Llansteffan, Llanboidy and Whitland.

### Homelessness

Homelessness, and the risk of homelessness, poses significant risk to a person's well-being, negatively impacting on emotional, mental and physical health as well as indicating poor social and economic circumstances.

The Housing (Wales) Act 2014 implemented new duties on Councils in relation to homelessness. Prior to its implementation, the legal duties for Councils focussed on those priority households who became homeless and then only if they passed a number of 'tests' that would determine if they were legally entitled to assistance. From March 2020, however, the COVID-19 pandemic meant that we would have to treat all households who are homeless or threatened with homelessness as 'priority need' and that we would have a duty to house them.

In Carmarthenshire, 1921 households presented as being homeless or threatened with homelessness during 2020/2021. The main reasons why people contacted us are families will not accommodate them, notices from landlords and relationship breakdowns. From the 380 cases where we were able to carry out prevention work, we were able to prevent 46% of households from becoming homeless. Whilst our prevention has increased this year (50%), preventing homelessness has become more difficult with there being more people with complex housing issues and people leaving it until a point of crisis to contact the Council for help when they are facing housing difficulties resulting in little opportunity to prevent homelessness.



---

## ENGAGEMENT RESPONSE

---

Members of the Carmarthenshire Disability Partnership highlighted the importance of arts and culture during the pandemic. Being able to access digital opportunities supported mental health and well-being and members valued the ReConnecting project through the 50+ Leadership Group. It's also important to note that members were concerned about reintroducing face to face sessions, on grounds of safety but also in terms of venues being inaccessible and lack of transport.

Early intervention and prevention must be our key priority moving forward. We want to ensure that homelessness is rare, brief and unrepeatable. Due to the complexities of the people presenting we will need to continue to work closely with our partners. This is to ensure there is specialist support and services for people with complex needs including mental health and substances misuse conditions, those who have a history of offending and have difficulties in maintaining tenancies. We need to establish what additional resources are required to reduce offending in the County and more collaborative work for young people to help them remain at home until they are ready for independent living, improving access to support and assistance for those fleeing domestic abuse and where necessary sourcing appropriate safe housing.

The number of households successfully prevented from becoming homeless was 23.9 per 10,000 which was the 4<sup>th</sup> lowest in Wales, a similar ranking to the previous two years. This compares poorly with other areas in Wales and the Welsh average of almost 50%.

In the youth consultation, 'Make Your Mark' in 2020, representatives from the Carmarthenshire Youth Council, stated that homelessness was their second highest topic they were concerned about locally. For more information on this consultation, see the youth section.

---

## ENGAGEMENT RESPONSE

---

In our conversations with the Armed Forces community, Housing and Homelessness were key issues in terms of Social Well-being. Quality, affordable housing is a significant issue, especially in the context of Veterans who are ready to move on from supported housing.

### Cultural activities

Enjoying our spare time by doing the things that make us happy is key to ensuring we have positive well-being. Research has shown that, in general, people in Wales who regularly attend or participate in cultural activities are more likely to report higher subjective well-being and potential mental health benefits are seen.

It is interesting to note that participation does vary according to a number of factors and those less likely to participate include those aged over 75, those on low incomes and people from Black or Asian backgrounds. However, Welsh speakers are more likely to participate in arts and sports events.

## Arts, museums and heritage

There are many opportunities to engage in cultural activities in our county. In 2019/20, overall, our residents were active in pursuing such activities across Wales. Some increased levels of activity were seen compared to the last Well-being Assessment figures shown in brackets. 68% (60%) of residents attended art events, 69% (64%) visited historical sites and 42% (42%) visited museums. We rank 10<sup>th</sup> compared to the rest of Wales for participating in arts events and 8<sup>th</sup> for museum attendance. Residents are particularly active in visiting historic places, ranking 4<sup>th</sup> in Wales. The average number of visitors to Council-owned museums and theatres alone are over 250,000 per annum up to 2019/20 prior to the pandemic.

It is noted, however, that when looking at more frequent participation in cultural activities, Carmarthenshire is ranked lower at 19<sup>th</sup> out of the 22 local authority areas. For the overall percentage of people attending or participating in arts, culture or heritage activities at least 3 times in the past year, our figure is 64% compared to the Welsh average of almost 71%.

In Wales, research on the experience of community groups during the pandemic suggests that place and interest-based groups can help alleviate loneliness and provide a sense of purpose.

## Welsh language

We have the most Welsh speakers in our county compared to the rest of Wales. It is interesting to note that the ability to speak Welsh is associated with higher subjective well-being. According to the last Census in 2011, which is the only source that gives a whole population figure, 43.9% (78,000) of our residents can speak Welsh. This was a significant decline from the 2001 Census. During 2013 research was undertaken and analysis of Census data was commissioned, and in March 2014, 'The Welsh language in Carmarthenshire' report was published as an analytical document which identifies the reasons for the decline across the county. Through this work, it became apparent that the factors vary significantly across the county and linguistic planning needs to be tailored for each of our community areas.

As part of the Welsh Language Standards, a Promotion Strategy was drawn up and embedded in the work of the county Strategic Forum. Implementation to fill initial gaps identified was immediately initiated. New mapping was undertaken, the Priority Areas project was collaborated, a new leaflet was produced to promote Welsh-medium education and a questionnaire was produced and administered to ascertain the awareness of the county's residents of the Welsh language.

During 2022-23, the forum is leading on a detailed assessment of the first Promotion Strategy. Information from this assessment, alongside the Well-being Assessment and results from the 2021 Census, will form the evidence base for the second Promotion Strategy. This is also a timely

opportunity for reflection on the revised Welsh in Education Strategic Plan and the Welsh Government 'Cymraeg 2050' policy document and action plan.

In 2019/20, over 30% said they spoke Welsh daily and speak more than just a few words. This was a slight increase on the previous figure and ranked us 4<sup>th</sup> in the data available from 11 local authority areas, three times higher than the average.

The number of Welsh speakers, in Wales, aged 3 and over is projected to increase from around 562,000 when the last Census took place to approximately 675,000 in 2049.

Welsh speakers report higher life satisfaction than non-Welsh speakers. The reason why is not clear, however, it may be that geography plays a role, as areas with higher proportions of Welsh speakers tend to have higher average well-being scores and somewhat lower well-being inequality than less Welsh-speaking areas. Rural areas tend to have higher numbers of Welsh speakers and higher average well-being.

When analysing our surveys responses, it is interesting to note that respondents who noted that their first language was English, also had various Welsh language skills. Of those, 21% could speak Welsh, 41% could understand Welsh, 18% could read Welsh and 13% could write Welsh.

Of these respondents, 53% would consider learning or improving their Welsh language skills and 24% would support their children through a Welsh medium education.

## Mental Health

### Mental Health

Mental ill health is something that one in four adults will experience in the course of their lifetime. Our mental health affects how we think, feel and act. Looking after our mental health is as important as our physical health, the link between the two factors of health is becoming increasingly better understood. Poor psychological and emotional well-being can act as a barrier to full participation in society. Issues such as confidence, anxiety, fatigue and stigma can limit an individual's capacity to interact with others or to find work for example.

The number of admissions to mental health facilities in Hywel Dda University Health Board is between 750-900 admissions annually. During 2019-20, the number of admissions to HDUHB health facilities dropped by 20.5% to 717, from the previous year. This drop in admissions is likely due to service changes as opposed to a decrease in demand.

Data from Public Health Wales is gathered from the National Survey for Wales and analysed according to the Warwick-Edinburgh Mental Well-being Scale. "The Warwick-Edinburgh Mental Well-being Scales were developed to enable the measuring of mental well-being in the general population and the evaluation of projects, programmes and policies which aim to improve mental well-being." Prof Sarah Stewart-Brown.

Well-being in Carmarthenshire has improved in line with the rest of the country. The Carmarthenshire score is representative of the average for Wales and the highest in the HDUHB region.

Table 9: Warwick-Edinburgh Mental Health Scores

Area	2016-17	2018-19
Carmarthenshire	50.2	51.1
Wales	50.9	51.4

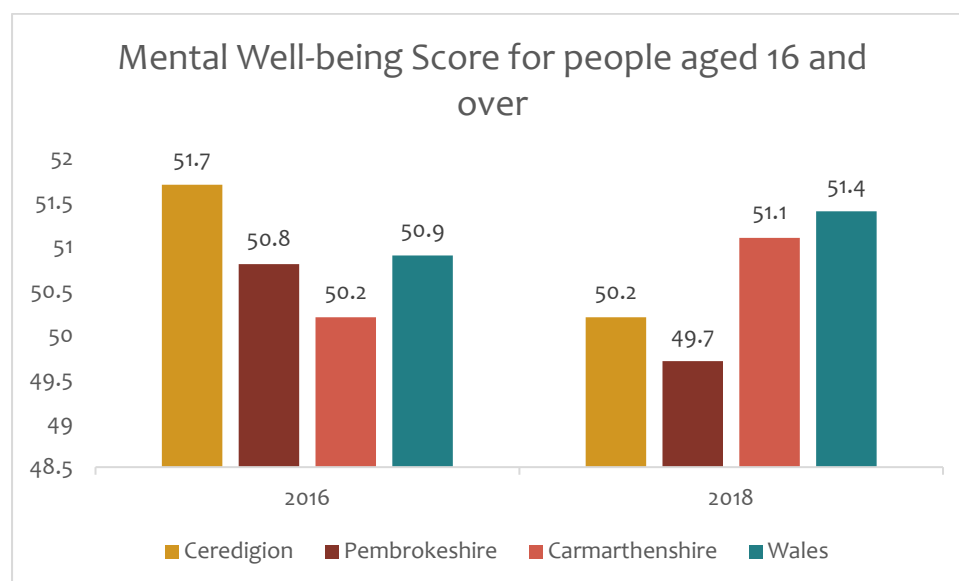


Figure 12: Mental Well-being

Source: National Survey for Wales (Data Unit Cymru)

While the proportion of adults worrying ‘a lot’ about their mental health and well-being increased across the board during the COVID-19 pandemic (from 13% in May 2020 to 31% in January 2021), those living in more deprived areas, women and younger people showed higher levels of worry.

## ENGAGEMENT RESPONSE

As part of the preparation of the Well-being Assessment and the Population Needs Assessment, WWAMH have facilitated many discussions with voluntary organisations, people with lived experience of mental health and carers.

Carers/families are often excluded from the support planning and discussions but are often the main source of crisis and acute support. Some families/carers have felt the impact of many face-to-face mental health services being closed and having to cope on their own without any direct support. It has been difficult for carers and families to be separated from family members due to lack of visiting on mental health hospital wards over the last 18 months and some of the wards and individuals have struggled with access to video calls.

People with lived experience of mental health have struggled with limited face to face support options and accessing services via phone and video call. Some of the reasons given for struggling with video calls, telephone calls etc is for some people who are hearing voices, seeing things, having delusions. It can be very difficult to work out what is real and what is not. Some people struggle with paranoia and feel people are talking about them, some struggle with the technology and lack confidence to use it.

Another barrier is access to IT equipment and/or poor internet connection. Some people do not have the financial means for a telephone and internet connection and many places with free Wi-fi have been closed over the last 18 months. There are also concerns that these locations may not be a safe, confidential place. However, others have reported that the use of video meetings and calls has helped increase access to mental health and social activity support and they have learnt new skills. Some people have reported that for them due to their anxiety about leaving the home that video calls have helped with accessing things that would previously have been inaccessible.

Conversations also highlighted difficulty in accessing face to face GP appointments over the last 18 months for mental health support and difficulty of being able to discuss mental health needs over video or phone.

There has been an increase in the complexity and intensity of the support needs of people coming forward for mental health support, so often a range of issues such as mental health and drug and alcohol issues, homelessness and mental health, and mental health and autism will be presented.

Some people feel that social mobility and equality are worse over the last 18 months and the inequalities that have previously been identified have widened significantly.

Suicides

We have one of the highest suicide rates in Wales – the fourth highest number of suicides per county with 22 deaths in 2019. There is a general upward trend in male suicide rates, in the over 65’s and in children in young people. It is believed that rates are increasing, however we are awaiting more current data. We know from recent data published by the Mental Health Foundation that there has been an increase in suicidal ideation during the pandemic.

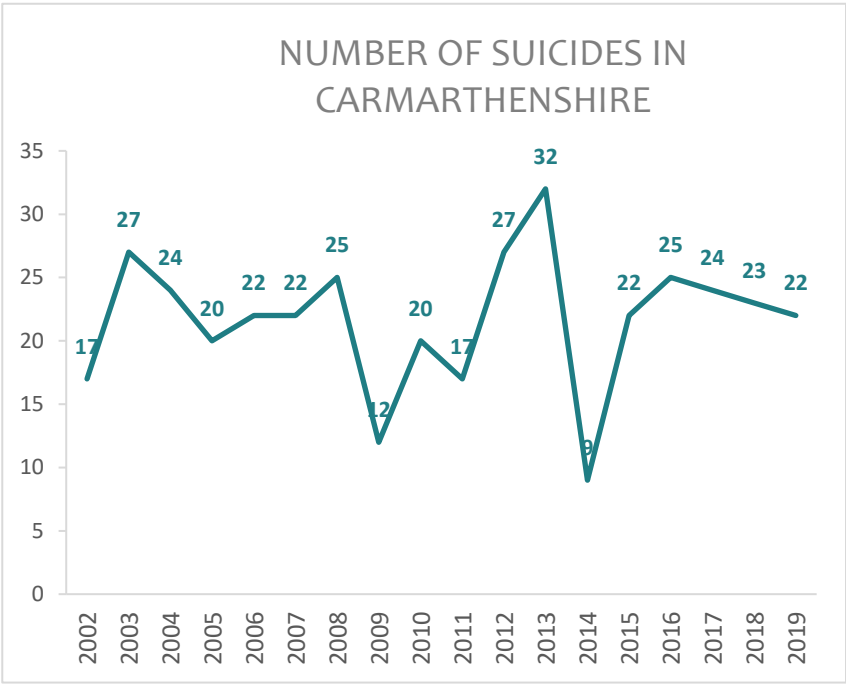


Figure 13: Suicide Rates

Suicide prevention is a priority for social care and safeguarding in Carmarthenshire.

Further feedback from WWAMH, in terms of Crisis support and support out of hours (9am-5pm) is reported by some to be very difficult to access at times and others report poor response as a result of going to A and E due to suicidal thoughts and feelings and no aftercare support. Difficulties with Crisis and Home Treatment Teams at times and some people reporting not meeting criteria for any ongoing mental health support, assessed by CRHT but no follow up. Although some people report excellent support and care during the last 18 months with face-to-face support and follow up support and calls.

## Carers

The Census 2011 identified 23,989 unpaid adult carers living in Carmarthenshire – 13,390 were providing up to 20 hours of care per week, 3,485 were providing between 20-49 hours per week and 7,114 carers were providing care for more than 50 hours per week. Research suggests an increase in the number of unpaid carers in Wales from 1 in 6 people to 1 in 4 people.

The demands of caring can place significant pressures on carers impacting both their physical and mental health and well-being. 72% percent of carers in the UK report mental ill health as a result of caring, and 61% report suffering from physical ill health. Carers in the UK also report being twice as anxious as the general population, are seven times more likely to be always or often lonely compared to the general population; and report a level of happiness at one-third of that of the general UK population. The relationship between caring and well-being differs, depending on, among other things, the type, frequency and duration of care being provided.

Carers have been disproportionally affected by the pandemic with disruption to vital services and respite care. Lockdown restrictions have also meant that carers have been unable to rely on wider family members, friends and community support to help with caring responsibilities and to alleviate some of the pressures of providing significant amounts of care for their loved ones.

Since the pandemic, the local support service has witnessed more carers reaching out for support and presenting with high levels of anxiety and stress. This increase has placed significant demands on services, with figures from October to March 2020-21 compared to the same period the previous year, showing the Carers Information Service seeing a 114% increase in referrals to 537 and the Carers Outreach Service a 141% increase to 227.



Our involvement conversations were structured on the four domains of Well-being - economic, social, cultural and environmental. In discussion with our Welsh Language Strategic Forum, members highlighted the importance of the relationship between the economy and the Welsh language.

To attract and retain our future generations, there needs to be a variety of employment opportunities and we must prepare our young people in terms of digital skills. Carmarthenshire has a good platform on which to build those opportunities and with developments such as Yr Egin, the future is promising in terms of building digital skills through apprenticeship and graduate opportunities.

Members noted that we are over-dependant on public sector employment and that further investment is needed in the private sector and in social enterprises to ensure a variety of career paths. The importance of digital connectivity across the county was also highlighted.

### Survey Responses:

Respondents that stipulated they provided caring duties stated that their main concerns were:

- Continued cuts to public services 77% (100)
- House prices being unaffordable for local people 76% (95)
- Lack of investment in our communities 73% (92)
- Families facing food poverty and concerned about affording food 69% (85)
- Not having access to healthcare or other support that I need, as close to home as possible or available through technology 62% (81)
- Loss of green spaces 57% (75)'Talent drain' to other areas/countries 46% (61)

Respondents of a working age 16-64 stated that their main concerns for the county were:

- Poor digital infrastructure
- Ability to adapt and be resilient to climate change
- People feeling threatened by those who may be different from them
- Not being able to stay living in my own home
- Lack of respect
- Lack of Welsh education schools/colleges
- Referrals of potential victims of modern slavery in Wales increasing

## Environment

Carmarthenshire is celebrated for its natural environment, including magnificent coastal sand dunes, quiet estuaries, steep wooded valleys and rugged uplands. Natural heritage – including the countryside, a particular geographical situation, and the interaction between people and nature throughout history – is an important component of cultural well-being. Evidence suggests that participating in outdoor recreational activities is associated with better subjective well-being. The County has a rich network of ‘designated’ (protected) sites; protected at a national or international level, these include our Special Protection Areas and Ramsar sites, our National Nature Reserves, and Sites of Special Scientific Interest.

The UK Climate Risk Independent Assessment (CCRA3) Summary for Wales assesses the actions that need to be taken on the 61 areas of risk and opportunity outlined in the technical report. Of these, it is advised that 32 require immediate action. These are spread across every section: Natural Environment and Assets, Infrastructure, Health, Communities and the Built Environment, Business and Industry and International Dimensions.

From the report “Inequality in a Future Wales: Areas for action in work, climate and demographic change” it is clear that we must address the potential for widening inequalities particularly when it comes to the impact of climate change. The impacts will be most felt by the poorest and most marginalised in our population.

### Natural Resources

Areas of focus for our county from the South West Area Statement are ensuring sustainable land management, reversing the decline of and enhancing biodiversity, reducing health inequalities and adapting to changing climate. Areas of focus from the Marine Area Statement are building resilience of marine ecosystems, nature-based solutions and adaptations at the coast and making the most of marine planning.

Natural Resources Wales (NRW) published the second State of Natural Resources Report (SoNaRR2020) last year, in this they assess to what extent Wales is achieving the Sustainable Management of Natural Resources (SMNR). SoNaRR2020 concludes that the four long-term aims of the SMNR – stocks of natural resources are safeguarded and enhanced, resilient eco-systems, healthy places for people and a regenerative economy – are not yet being met.



Figure 14 The four aims and the linkages of sustainable management of natural resources.

The natural environment is a huge part of what makes our county such a special place to live and work, it is our most precious inheritance but addressing the climate and nature emergencies presents us with one of the greatest challenges of our time.

Both the climate crisis and nature emergency are interwoven challenges which cannot be solved in isolation. Climate change places our habitats and wildlife at risk, but if helped to recover, healthy natural habitats can store carbon, reduce flood risk, help prevent coastal erosion, improve people's health and well-being, as well as maintain healthy soils, clean water and the pollinators needed for our crops – and therefore sustain us.

The way we interact with our natural resources is vital to the social, economic and cultural well-being of people living in Carmarthenshire today and the generations to come. We need to manage our natural resources sustainably because natural resources that are healthy and thriving are also healthier for people, their communities and for the economy.

## Sustainable Land Management

Agriculture is a main land use in Carmarthenshire. Sustainable land management is hugely important for farmers, the environment, the local economy, our culture and communities. Intensive agricultural practices can damage soil structure which may then contribute to water pollution. This also has a negative impact on the status of our rivers and coastal waters. It is important to reduce any negative impacts of poor land management for the well-being of our residents. A key concern identified in SoNaRR2020 is new ammonia sources associated with the rapid expansion of the intensive poultry developments.

It is important to consider the different impacts that farms can have on the landscape according to how they farm the land. A significant proportion of Carmarthenshire and Welsh farms are family owned and non-intensive in nature. While work can still be done to support all farmers on decreasing their impact on the land and climate a focus should be on reducing the impacts from intensive farming techniques and promoting sustainable practices which produces local foods to the highest quality and environmental standards. Agriculture is of great importance for Carmarthenshire in terms of the environment, economy, culture, language and communities.

The WCPP briefing on 'The Implications of Brexit for Agriculture, Rural Areas and Land Use in Wales' notes that rural Wales has strong and weak points in terms of its economic and social position. The public sector, tourism; SME manufacturing and food businesses are key sectors. Studies suggest that approximately 60% of registered businesses in remote rural market towns were associated with farming. There is also evidence that a lack of medium-sized firms in rural areas is linked to poor infrastructure and services.

Carmarthenshire has a balance of farm types within the county with the main sector being dairy but with a good balance of sheep, beef, general cropping, pigs, poultry. and horticulture. This diversity could be a benefit to the agricultural sector in Carmarthenshire compared to other areas which are more dependent on certain types of farms. Business adaptation and survival going forward will be dependent on this diversity.

The connections between people, environment and culture will be vital for the future of our rural communities and ensuring a partnership approach across sectors will be to the benefit of all parties going forward.

### Air Quality

Clean air is a critical natural resource and is essential in protecting not only our health, well-being and enabling greater physical activity, but also protecting Wales' environment. Air pollution affects both urban and rural areas. No levels of air pollution are 'safe'. Although air pollution has declined in recent decades, nitrogen-containing air pollutants continue to cause significant environmental harm.

Air quality monitoring in Wales is primarily undertaken by local authorities and, through several national networks, managed by the Welsh Government.

The effects of air pollution disproportionately affect those in deprived areas.

Local authorities are responsible to declare Air Quality Management Areas (AQMAs) if national air quality objectives are not likely to be met. In Carmarthenshire, we have three such areas – Llandeilo (declared in 2011) and Llanelli and Carmarthen (both declared in 2016.)

Encouraging the use of the cleanest modes of transport for freight and passengers, active travel and the creation of good quality urban green space, are likely to be key in reducing emissions in the future.

## Wildfires

Wildfires continue to be a problem, as noted in the section on Community Safety, and the areas most affected in our county by deliberate wildfires are: Brynaman, Y Garnant and Glanamau, Llanelli South and Bynea & Llwynhendy. Incidents of wildfires in our county have been more or less steady over the past five years. The environmental harm caused by arson is significant, including affecting water and air quality and damaging or destroying habitats, vulnerable plants, wildlife and grazing.

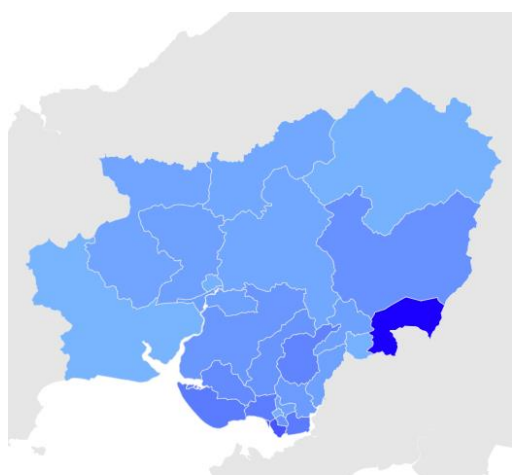


Figure 15: Deliberate grass, woodland and crop fires recorded by MSOA

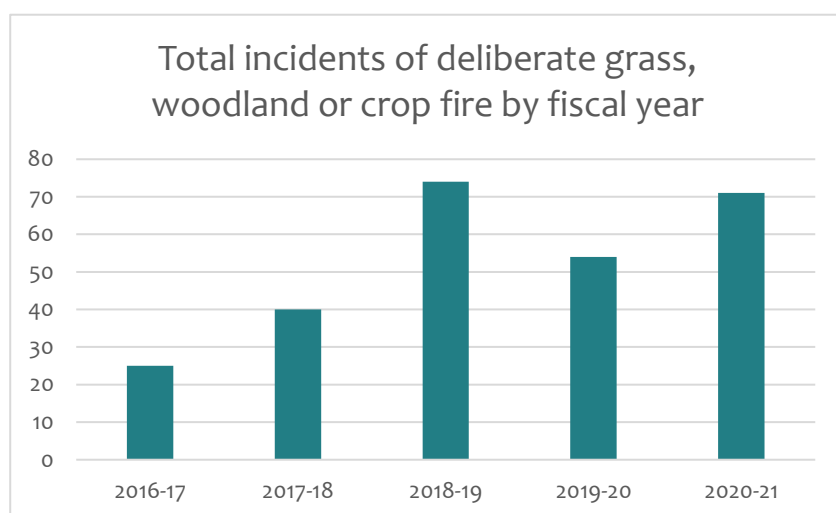


Figure 16: Deliberate grass fires reported by Mid and West Wales Fire and Rescue Service

## Flooding

Just over 15,000 properties in Carmarthenshire are currently at some level of flood risk from river or surface water flooding or coastal overflow. 3,151 properties are at high risk, 2,292 at medium risk and 9,713 properties are at low risk. Of these the vast majority are residential properties. Climate change will increase the number of properties, infrastructure and key services at risk of flooding. Places which do not currently flood will become at risk of flooding and those already known to be at risk will see the level of that risk become greater. Welsh Government have worked on an update to Technical Advice Note 15 (TAN15) which provides guidance for local planning authorities to reduce flood risk and develop away from high risk areas - this will have far reaching consequences on planning and comes into force in 2023.

Extreme weather events will become more common. Three key climate change impacts relative to flood risk are extreme rainfall events, river flood flows and sea level rise.

NRW Communities at Risk Register (CaRR) identifies the 5 Carmarthenshire communities most at risk. Llanelli is considered a 'Significant Flood Risk Area' as it falls within the top 33 communities at risk in the country. Other communities most at risk are Ammanford, Ferryside, Llwynhendy and Dafen.



## Waterways

Our waterways provide us with important natural benefits, many of which contribute to the well-being of local communities and the wider population. These benefits include providing clean fresh water for people to drink, for industry and for agriculture and clean rivers and seas for recreation and enjoyment.

The waterways in Carmarthenshire are being impacted by several significant risks. The water quality is being affected by pollution from nitrates, phosphorus and sediments from agriculture and sewage. Between 2016-2020 there were 507 proven incidents of environmental pollution in Carmarthenshire. 86% were low impact events and 14% were high impact. Agriculture is the primary cause of environmental pollution, contributing to 135 of the totals; followed by oils and fuels, contributing to a further 67 events.

The demand for water must be balanced with the importance of protecting water resources for a healthy environment. Water is taken from rivers in Carmarthenshire for public water supply, agriculture, industry, power generation and amenity use. 90% of the water taken in Carmarthenshire is for public water supply.

Demand for water is increasing as the local population increases and tourism numbers increase. The impacts of COVID led to an even greater increase in tourist numbers but whether this increase will continue in future is unknown.

## Waste

Living in a 'disposable' society where waste is continually generated increases pressure on the use of our natural resources. Once waste is generated it requires treatment at facilities that require land, consume energy and water and produce emissions to the environment. If waste is not handled and treated properly it can be harmful to ecosystems, biodiversity and the well-being of the population.

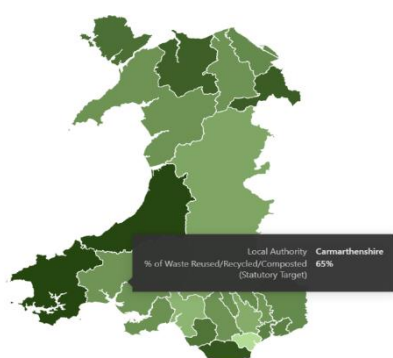


Figure 17: Percent of all waste recycled

Wales is transitioning to a high recycling nation which is a necessary component of a circular and regenerative economy. However, more needs to be done to prevent waste from being generated if we are to achieve zero waste and one planet living.

Residents in our county have contributed to an excellent level of recycling, at 65% of waste. This figure can still be improved, and we now need to meet Welsh Government's 70% recycling target by 2025.

Fly tipping occurs at a significant level, with the total number of recorded instances in our county being the second highest in Wales, only after Cardiff. Fly tipping has seen a large rise in recent years, after previously reducing up until 2016, the figure has now quadrupled. This is the opposite of the trend seen in our neighbouring counties of Ceredigion and Pembrokeshire where they have seen a significant decrease in fly tipping instances.

## Ecosystem Resilience

Ecosystem resilience is the capacity of ecosystems to deal with disturbances, either by resisting them, recovering from them, or adapting to them, whilst retaining their ability to deliver services and benefits now and in the future. Disturbances include (but are not limited to): habitat and species loss and deterioration; climate change; pollution and invasive non-native species.

Ecosystem Resilience is essential to the people and communities in Carmarthenshire, allowing us to benefit from clean air and water, provision of food, allowing us to be more adaptable to climate change and extreme events such as drought or flooding or simply through the value of landscapes.

Overall ecosystem resilience in Carmarthenshire is generally higher in the north east and south east of the county which reflects a greater diversity of semi-natural habitats in these areas. Resilience is lower in areas where the diversity, extent and connectivity of habitats is poorer. As part of the production of a State of Nature Report for the county by the Carmarthenshire Nature Partnership – and by building existing information - a map of the county will be produced that considers the Diversity, Extent and Connectivity attributes of ecosystem resilience. This will help inform where future action should be focused.

There are 81 Sites of Special Scientific Interest (SSSI) in the county (excluding the area within the Brecon Beacons National Park), one of these also make up the three Special Protection Areas and eight Special Areas of Conservation, sites of international importance. The Brecon Beacons National Park also encompasses a further 15 SSSIs. Carmarthenshire has six Local Nature Reserves (LNRs).

Carmarthenshire is also home to 35 priority habitats and approximately 230 priority species representing 40% of priority species in Wales.

The condition of Carmarthenshire's terrestrial, freshwater and marine SACs and SSSIs was assessed in a recent 'baseline assessment' (2021). This showed that the condition of the features within designated sites was largely unfavourable or unknown. The majority of these protected sites are in unfavourable condition which means that they could be improved.

Significant pressures impacting on the resilience of ecosystems in Carmarthenshire include:

- Climate change - there is clear evidence of climate change in Wales. It will impact life in Wales at every level.
- Agriculture - intensification of farming and an increased use of chemicals has put pressures on the surrounding environment.
- Development – of houses, roads, and industry is a big driver of biodiversity loss, through direct habitat loss and fragmentation.
- Pollution – sourced from air, land or water causes significant environmental harm.
- Invasive non-native species – from plants or animals drives the loss of native species and changes the landscapes in our county.

It is clear that we need to gather more data on the condition of our designated features. Data on the condition of a broad habitat network is lacking. More detailed mapping will help us better

understand our environment and improve upon previous areas of work such as in the connectivity and extent of habitats. A centralised approach and database will help improve this area of research.

## Climate Change

If climate change continues along the path that we are currently experiencing, then we can expect significant changes in the next 30 years. Data presented in the Future Trends Report detail that by 2050 we are forecasted to see average summer temperatures rise by 1.34°C. This could cause an increase in rain by 5% throughout the year, concentrated more in winter as summers experience longer periods of drought. Sea levels are forecasted to rise by up to 24cm in some areas of the country. Carmarthenshire will see the impact of these changes in all areas of life. If the trend continues to worsen the Wales we know could be significantly different by 2080. Addressing these issues now will ensure the future of our future generations in Carmarthenshire and Wales.

The Carmarthenshire Nature Partnership and the work of the partners and the projects they undertake, deliver outcomes that help to conserve and enhance our natural environment and often deliver multiple benefits that improve the well-being of the people that live here. Local Nature Partnerships are a key delivery mechanism that can help provide local focus and delivery of action for priority species and habitats.

In addition, the Environment (Wales) Act 2016 puts into place a duty to plan and manage our natural resources. This includes a duty to require all public bodies, when carrying out their functions to seek to 'maintain and enhance biodiversity' where it is within the proper exercise of their functions and seek to 'promote the resilience of ecosystems'.

## National Well-being Indicators

When considering the national well-being indicators in Carmarthenshire that relate to the environment there is a mixed picture. Levels of nitrogen oxide pollution in Carmarthenshire is considerably below the average level across Wales. The capacity of renewable energy equipment installed compares favourably to other LAs. The rivers in Carmarthenshire are some of the highest quality in Wales (as of 2015).

Areas that need significant improvement include the high number of businesses and homes at a high risk of flooding, as well as the high levels of domestic CO<sub>2</sub> emissions per capita.

Please see below the National Well-being Indicators and associated local indicators relevant for the Adulthood life stage

Ref No	Indicator Definition	Year	Rank out of 22 Authorities	Score, Wales average and Change since last result	
				Carms	Welsh Avg
<b>3</b>	% of adults who have fewer than two healthy lifestyle behaviours	2018-19 & 2019/20	<b>18<sup>th</sup></b>	12.4% <b>Declined</b>	10.0%
<b>3a</b>	% of adult smokers	2018-19 & 2019/20	<b>6<sup>th</sup></b>	16.2% <b>Improved</b>	17.4%
<b>3b</b>	% of adult e-cigarette users	2018-19 & 2019/20	16 <sup>th</sup>	6.7% <b>Improved</b>	6.4%
<b>3c</b>	% of adults who are overweight or obese (BMI 25+)	2018-19 & 2019/20	16 <sup>th</sup>	63.6% <b>Declined</b>	59.9%
<b>3d</b>	% of adults who are obese (BMI 30+)	2018-19 & 2019/20	17 <sup>th</sup>	28.2% <b>Declined</b>	24.1%
<b>3e</b>	% of adults who eat the recommended guidelines of fruit and vegetables	2018-19 & 2019/20	13 <sup>th</sup>	21.7% <b>Improved</b>	24.3%
<b>3f</b>	% of adults who drink more than the recommended guidelines	2018-19 & 2019/20	<b>20<sup>th</sup></b>	21.4% <b>Declined</b>	18.6%
<b>3g</b>	% of adults who reported exercise or physical activity for more than 150 minutes	2018-19 & 2019/20	10 <sup>th</sup>	56.6% <b>Improved</b>	53.2%
<b>3h</b>	% of adults who reported exercise or physical activity for less than 30 minutes	2018-19 & 2019/20	<b>4<sup>th</sup></b>	27.6% <b>Improved</b>	33.0%
<b>4</b>	Levels of nitrogen oxide (NO <sub>2</sub> ) pollution in the air	2019	<b>6<sup>th</sup></b>	5.9 <b>Improved</b>	8.9
<b>8a</b>	% of adults with no qualifications	2020	10 <sup>th</sup>	6.6% <b>Improved</b>	7.3%
<b>8b</b>	% of adults who are qualified to below NQF level 2 and no higher	2020	8 <sup>th</sup>	11.1% <b>Improved</b>	11.8%
<b>8c</b>	% of adults who are qualified to at least NQF level 2 and above	2020	10 <sup>th</sup>	82.3% <b>Improved</b>	80.9%
<b>8d</b>	% of adults who are qualified to at least NQF level 3 and above	2020	10 <sup>th</sup>	62.7% <b>Improved</b>	62.3%
<b>8e</b>	% of adults who are qualified to at least NQF level 4 and above	2020	10 <sup>th</sup>	40.7% <b>Declined</b>	41.4%
<b>9</b>	Gross Value Added (GVA per hour worked (relative to UK average)	2019	9 <sup>th</sup> Available for 12 "areas"	75.9% <b>Improved</b>	84.1%
<b>10</b>		2018	12 <sup>th</sup>	£16,813	£17,100

	Gross Disposable Household Income per head (£)			Improved	
12	Capacity (in MW) of renewable energy equipment installed	2019	3 <sup>rd</sup>	316 MW Improved	4059 MW
14	Ecological footprint - Global hectares per person	2011	13 <sup>th</sup>	3.36 No previous data	3.28%
15	Amount (kg) of waste generate that is not recycled, per person	2019-20	8 <sup>th</sup>	155 Kg Improved	173 Kg
17a	Median Gross Weekly Full-time Earnings (£)	2020	3 <sup>rd</sup>	£572.10 Improved	£541.70
17b	Pay gender difference Difference (£p) between Male and Female median Gross Hourly Pay	2020	11 <sup>th</sup>	£1.56 Declined	£0.62
18a	% households living in poverty Household income is less than 60% of the GM median income	2020	13 <sup>th</sup>	33.8% Declined	32.9%
19	% living in households in material deprivation	2019-20	8 <sup>th</sup>	11.3% Improved	12.9%
20	% people moderately or very satisfied with their jobs.	2019-20	17 <sup>th</sup>	78.9% Declined	82.1%
21	% of people aged 16-64 in Employment	2020-21	20 <sup>th</sup>	68.6% Declined	72.2%
23	% who feel able to influence decisions affecting their local area.	2018-19	10 <sup>th</sup>	18.8% Declined	18.7%
24	% of people satisfied with their ability to get to/ access the facilities and services they need	2020-21	4 <sup>th</sup>	91.0% Improved	86.6%
25	% of people feeling safe (at home, walking in the local area, and travelling)	2018-19	7 <sup>th</sup>	76.1% Declined	71.0%
26	% of people satisfied with local area as a place to live	2020-21	10 <sup>th</sup>	88.6% Improved	87.4%
27	% of people who agree that there is good community cohesion in their local area	2020-21	13 <sup>th</sup>	68.6% Improved	69.4%
27a	% who feel they belong to their local area	2018-19	16 <sup>th</sup>	70.4% Constant	72.4%
27b	% who feel people in the local area from different backgrounds get on well	2016-17	16 <sup>th</sup>	67.7% Declined	72.0%
27c	% who feel people in the local area treat each other with respect	2018-19	8 <sup>th</sup>	79.0% Improved	75.6%
28	% of people who Volunteer	2019-20	11 <sup>th</sup>	27.2% Declined	26.1%
29	Mental Well-being of adults (Average Score out of a maximum 70)	2018-19	12 <sup>th</sup>	51.1 score out of 70 Improved	51.4
31	% of dwellings (those that are assessed by LA) which are free from hazards	2018-19	1 <sup>st</sup>	90.5% Improved	60.9%
32a	Number of properties (homes & businesses) with a high or medium risk of flooding from rivers	2019	18 <sup>th</sup>	1,481 properties New measure	20,518 properties
32b		2019	19 <sup>th</sup>	868 properties	9,792 properties



	Number of properties (homes & businesses) with a high or medium risk of tidal flooding			New measure	
<b>32c</b>	Number of properties (homes & businesses) with a high or medium risk of Surface Water flooding	2019	17 <sup>th</sup>	3,094 properties New measure	53,938 properties
<b>34</b>	Number of households successfully prevented from becoming homeless per 10,000 households.	2019-20	19 <sup>th</sup>	23.9 Declined	49.3
<b>35</b>	% of people attending or participating in arts, culture or heritage activities at least 3 times in the last year	2019-20	19 <sup>th</sup>	70.8% Declined	82.1%
<b>35a</b>	% Who have attended any arts events in Wales (in last 12 months)	2019-20	10 <sup>th</sup>	68.3% Improved	70.4%
<b>35b</b>	% Who have visited a museum in Wales (in last 12 months)	2019-20	8 <sup>h</sup>	42.1% Improved	42.5%
<b>35c</b>	% Who have visited any historic places in Wales (in last 12 months)	2019-20	4 <sup>th</sup>	68.7% Improved	62.5%
<b>36</b>	% adults who speak Welsh daily and can speak more than just a few words	2019-20	4 <sup>th</sup>	30.4% Improved	10.4%
<b>37a</b>	Number of people who can speak Welsh. (Based on the Census)	2011	1 <sup>st</sup>	78,048 Declined	562,016
<b>37b</b>	% of people who can speak Welsh. (Based on the National Survey for Wales)	2019-20	4 <sup>th</sup>	37.4% Declined	16.0%
<b>38</b>	% of people participating in sporting activities three or more times a week	2019-20	6 <sup>th</sup>	35.1% Constant	32.2%
<b>41a</b>	CO2 emissions per capita	2019	13 <sup>th</sup>	5.7 Improved	7.6
<b>41b</b>	Industry CO2 emissions per capita	2019	15 <sup>th</sup>	1.6 Constant	3.5
<b>41c</b>	Domestic CO2 emissions per capita	2019	20 <sup>th</sup>	1.8 Improved	1.5
<b>41d</b>	CO2 emissions of transport per capita	2019	16 <sup>th</sup>	2.2	2.0

# AGEING WELL





The Welsh Government strategy published in October 2021 gives a clear vision of an Age Friendly Wales that upholds older people's rights and promotes intergenerational society. Our aim is to support and promote age friendly communities where people can age well and that we celebrate the positive contributions of older people to society, as, for instance, volunteers, employees and unpaid carers. Age friendly communities that include access to green and blue spaces for health and well-being, but also embrace the circular economy and energy efficiency, will help ensure that we live within our environmental means for future generations.

## Population projections

Welsh Government indicate via their population projections on Stats Wales that the population will continue to grow. Figures show that from 2018 to 2043 there will be over 5% increase in the total population for Carmarthenshire, slightly lower than the Welsh average. Whilst predictions for the under 15 and under 64 age group indicate a decline in population, there is an indication of an increase of over 32% for the people aged over 65 for the same period.

The effects of an ageing population are being felt across Wales, from 2018 to 2028 it is projected that there will be less children in Carmarthenshire and significantly more of the population will be over 65. The healthy life expectancy of the population in Wales has remained relatively stable over the Civic Participation and Employment last decade (Future Trends Report). Considering the healthy life expectancy aids us in projecting the level of healthcare services that will be required in the future.

Table 10: Projected Population Changes

	Base Year	Projection years			2018-2028		2018-2038		2018-2043	
	2018	2028	2038	2043	number	%	number	%	number	%
Children (0-15)	33,220	32,281	31,401	31,980	-939	-2.8%	-1,819	-5.5%	-1,240	-3.7%
Working age (16-64)	110,337	109,067	106,159	106,991	-1,270	-1.2%	-4,178	-3.8%	-3,346	-3.0%
65+ age group	44,011	50,769	57,846	58,248	+6,758	+15.4%	+13,835	+31.4%	+14,237	+32.3%
Total	187,568	192,117	195,406	197,219	+4,549	+2.4%	+7,838	+4.2%	+9,651	+5.1%

Everyone in our community has the right to age well. The World Health Organisation has created a framework to assist in ensuring the creation of age friendly communities. Within this there are eight domains to focus the assessment and planning of the creation of an age friendly community. The following sections cover these domains and lay out the situation as it currently stands in Carmarthenshire.

## Life Expectancy

Life expectancy in Carmarthenshire is in line with the average in Wales, (Males - Carmarthenshire 78.3 years: Wales 78.5 years and Females 82.4 years: Wales 82.3 years 2017-19), the inequality gap in healthy life expectancy is one of the lowest in Wales for both males and females.

There has been no substantial change in the gap between male and female life expectancy and healthy life expectancy during the period 2009-11 to 2015-17. The life expectancy deprivation gap widened for both males and females from a difference of just over 5 years for females in 2002-04 to just over 6 years in 2015-17. The pattern is similar for males with the difference in life expectancy between the most and least deprived fifth being just over 6.5 years in 2002-04 to approximately 7.5 years in 2015-17.

## Deaths and Causes

Some of the largest causes of deaths are heart disease, cancer and dementia. Carmarthenshire currently has a lower rate of deaths due to heart disease and cancer than the Welsh average. The total number of deaths in Carmarthenshire has seen an incremental increase, with a distinct peak in 2020. A total of 185 deaths due to COVID-19 were recorded in the over 50s in Carmarthenshire in 2020, the age distribution of these deaths follows an expected trend of an increase up to the age of 90, and then slightly less. The total number of deaths due to COVID-19 in this age range was still less than the traditional causes of death of heart disease, cancer and dementia.

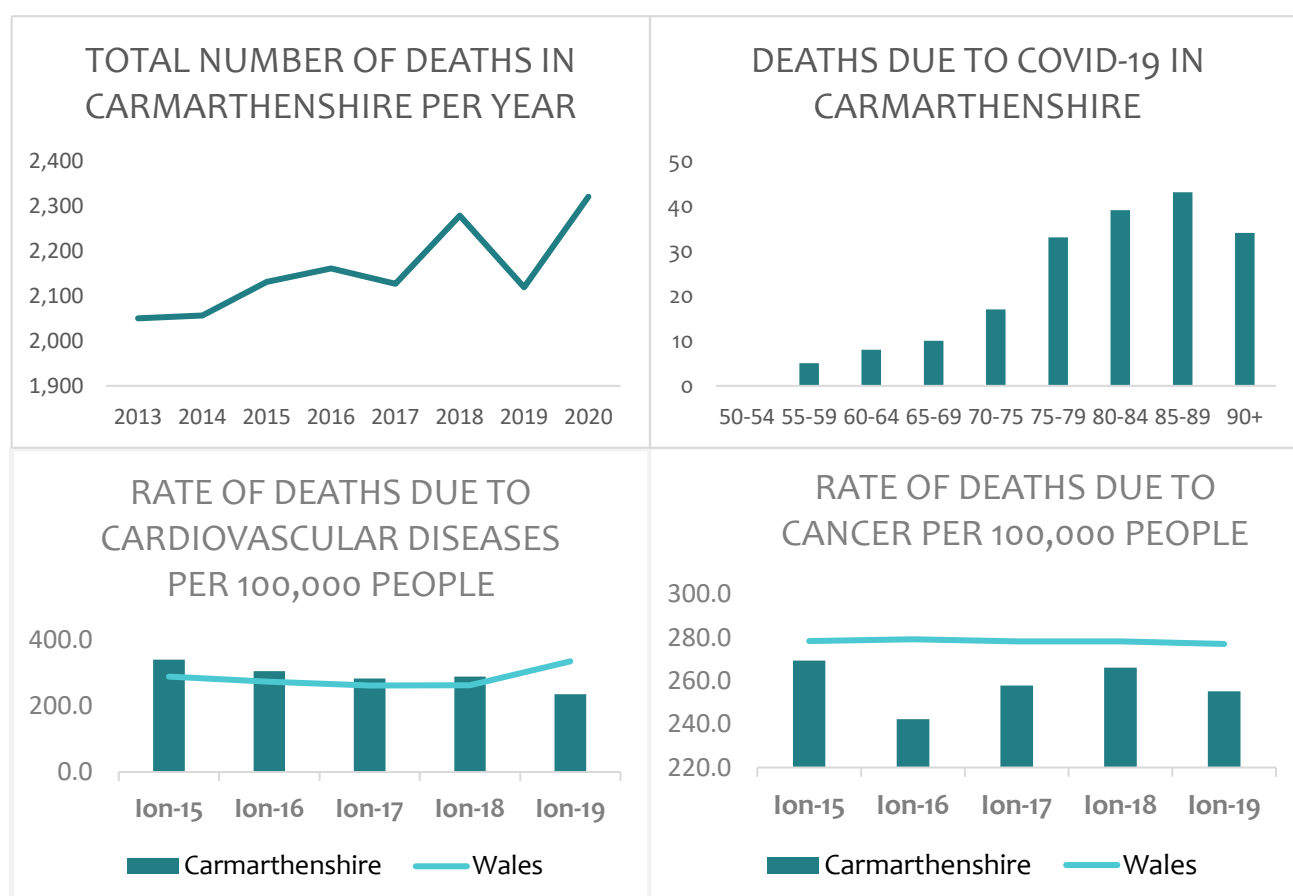


Figure 18: Series of charts detailing causes of deaths in Carmarthenshire

## Outdoor Spaces and Buildings

Access to an outside environment and accessible public buildings have an impact on the quality

**52%** concerned if they were not able to spend time outdoors or in nature and green spaces

**62%** valued access to nature and green spaces

of life of many older people. As people age it is important that there are outdoor spaces where older people can access to walk, with consideration given to potential mobility issues, availability of seating and access to public toilets.

Access to outdoor spaces and nature has been proven to boost the well-being of all people, this is also true for the elderly. Studies have shown that regular time spent outdoors can particularly benefit people suffering from dementia, helping to lower stress levels and blood pressure.

For residents aged 65 and over completing our 2021 Well-being survey **52%** said that ‘Not being able to spend time outdoors or in nature and green spaces’ to stay physically and/or mentally well concerned them and **62%** said that ‘Access to nature and green spaces’ was the thing they most valued in their local environment.

Participation in activity can help older people to sustain their health and well-being, living as well and as independently as possible within supported networks, focused around their own homes and localities. 51.3% of older adults in Carmarthenshire report they are in good health, below the all-Wales average of 56.1%. Carmarthenshire is the 5th lowest in Wales. Only 34.1% of older adults in Carmarthenshire are a healthy weight.

Health Care services working alone can have as little as 10% influence on population health. Leisure services in Carmarthenshire are prioritising older people in their strategic planning.

## Transport

### Transport Links

Private transport fulfils an often-essential function, particularly in rural areas. It is notable that of 23,274 Carmarthenshire residents who do not have access to a car or van, 50% are aged 50 or over (2011 Census). Furthermore only 55% of those aged 80 or over have access to a car or van therefore public transport and community-based services are important support mechanisms to enable people to continue to live within their communities. Such services can mean the difference between a person staying independent at home or entering residential care.

Availability of public transport was already a challenge for older people before the pandemic and that has been exasperated by loss of more services and fear of catching COVID-19 on buses and trains. One Carmarthenshire resident told Age Cymru:

*“Trying to visit my 85 year old father who lives in Kent. I do not drive so would have to travel by coach to go and see him. I panic just at the thought of the idea. (Female, 55-59)”*

The lack of transport was the highest concern (56%) for over 65's when asked about prosperity in the County as part of the Well-being Survey. Followed by lack of affordable housing (55%) and lack of suitable job opportunities (47%).

Well-being survey question 19 - Looking ahead, what concerns you the most about prosperity in the county? (190 respondents aged 65+)

- Lack of transport 56% (107)
- Lack of affordable housing 55% (105)
- Lack of suitable job opportunities 47% (89)

## Housing

### Housing stock suitability

As we age, we require our housing to be warm, accessible and free of trip hazards. In Wales, 28% say that they will need help adapting their home as they get older. In the UK, more than 80% of homeowners aged 65 and over state that they want to stay living in their own home. Housing is an area that we would like to research further. This will include the adoption of green technologies and incorporating energy efficiency into design or retro-fitting to benefit our ageing communities and the planet for future generations. Critical incidents, such as hospital admission and falls, often can lead to admission to residential care. Alternative forms of housing can offer older people choices to maintain their independence and delay or avoid residential care.

## Social Participation

### Communities

The following community based project was suggested as part of our Well-being Survey:

**Trigolion yr ardal yn rhannu sgiliau, a chyd-ddysgu sgiliau garddio, coginio ac ailgylchu.**  
*People in the Community sharing their skills and learning new skills together such as gardening, cooking and recycling*

### Loneliness

Loneliness and social isolation have the same effects on mortality as smoking 15 cigarettes a day. 17% of Carmarthenshire residents report being lonely and just 50.6% report feeling a sense of community. Social networks and friendships not only have an impact on reducing the risk of early death and illness but can also help individuals to recover when they do fall ill.



The WCPP briefing on Loneliness and Isolation highlights that other factors such as long-term illness or disability, poor health and living in deprived areas also coincide with higher levels of loneliness. Individuals from ethnic minority backgrounds and those who do not identify with heterosexuality are also more likely to be lonely, highlighting the importance of considering intersectionality in our work.

It is doubly important for us to consider the impact isolation and loneliness has had over the course of the COVID-19 pandemic. While many of us have seen a return to some sense of normalcy it is important to remember that some of the most vulnerable in our society will still feel the need to shield.

A quote taken from the Age Cymru report on the experiences of people aged 50 or over in Wales during the winter COVID-19 lockdown, and the road to recovery says:

Mixing with other people. [...] I have been on my own for over a year and not gone into a shop or other home. Going inside I find very difficult. Being in a crowd - too many people around me - I avoid. (Shielding female, 55-59)

## Respect and Social Inclusion

### Volunteering

Promoting full economic and societal participation for older people is essential to the Welsh economy, as over 65-year-olds contribute over £1billion annually. Currently, 33.7% of Carmarthenshire adults' volunteer.

During the pandemic some of the opportunities for volunteering became more challenging, leaving some older people without a valuable and social part of their lives.

Across Wales 30% of people aged 65-74 volunteer, more than those in the 24-44 age cohort, of which 24% volunteer. It is clear that older people are active and valued members of their communities. Those who responded to our regional survey contributed thousands of hours of voluntary work to their communities.

Older people who volunteer are less likely to experience loneliness and communities where there is good volunteer activity show good community cohesion.

# Civic Participation and Employment

## Working

Over the last 5 years we have seen a trend of over 50s working across Wales, this is not true of our over 50s community in Carmarthenshire. We are unsure of the reasons behind this; however, the Ageing Well Network will look into this further.

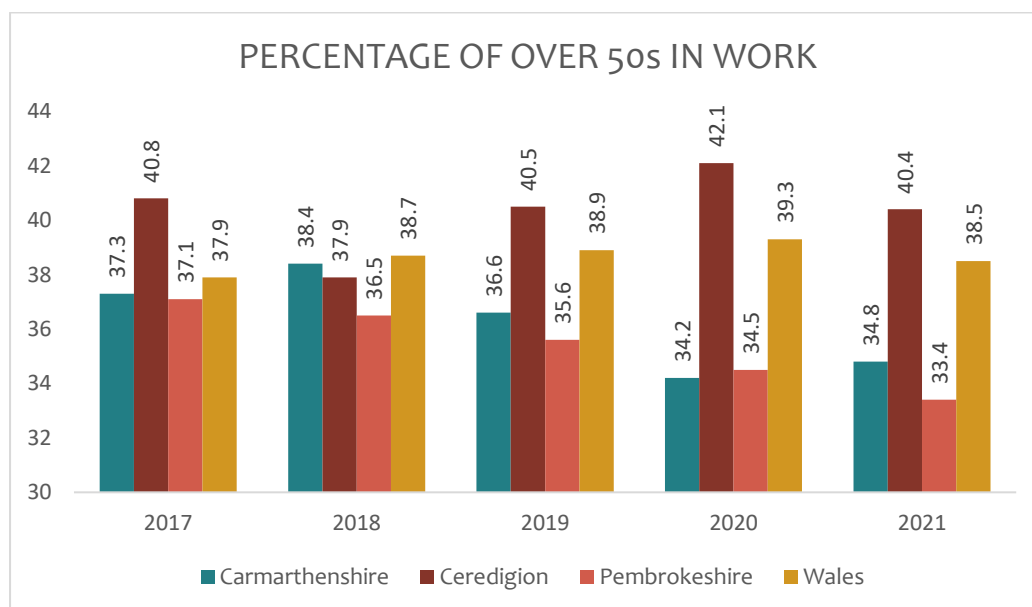


Figure 19: Over 50s in work

Our older generations provide us with a wealth of knowledge, expertise and experience. Harnessing the skills gained through both working and life experiences are significant attributes that older people can share with society. Sharing this knowledge and experience provides opportunities for intergenerational connectivity therefore building community cohesion as well as improving the emotional and social well-being of older people who may otherwise feel outcast and undervalued by society.

---

## ENGAGEMENT RESPONSE

---

In our Well-being Survey, almost half (47%) of the 65+ respondents said that they would like to use their skills/knowledge/experience to help others in their community.

Those who responded also noted their concerns about

- How to reduce waste and improve recycling
- A lack of affordable public transport on which everyone feels safe to travel
- Not being able to stay living in their own home
- The voice of local communities not being heard
- Not being able to use the Language of their choice
- Our key natural resources are being depleted faster that they can be replenished

## PERCENTAGE OF WHAT RESPONDENTS 65+ VALUED MOST IN THE COMMUNITY THEY LIVED



Figure 20: Survey Responses

## Communication and Information

We are living in an increasingly digital age with a growing number of services transferring to digital platforms. The growth in digital communications has been a positive fall back for many families who otherwise would have had little to no contact with each other during the pandemic. This change has the potential to leave older people more secluded.

The WHO Age-friendly Cities Guide states that: "No matter how developed the city; word of mouth is the principal and preferred means of communication for older people". Many older people value personal communication which can be overlooked in the digital age. Oral communication is particularly important for those with visual impairments or low levels of literacy.

Feedback from Age Cymru Dyfed notes that many older people were not confident in using IT and had to quickly learn how to use technology to speak to family, friends, pay for shopping, attend social groups etc. Age Cymru Dyfed delivered a Think Digital project until end of May 2021, which helped over 350+ people get online. The move to digital during the pandemic was a step too far for some people leaving them cut off from services and interaction.

## Community Support and Health Services

### Health

As significantly more of the population of Carmarthenshire is forecast to be aged 65 and over, it is important that we support our communities to stay as healthy as possible to improve healthy life expectancy. It is expected that the growth in this age group will result in increased demand for health and social care services. These are the two main areas of concern our Well-being Survey respondents aged 65+ when asked "Thinking ahead over the next ten years, what concerns you the most about being able to stay physically and/or mentally well?"

## Adult Social Care

A recent report to the Social Care and Health Scrutiny committee, notes that since Spring 2021, we have seen a significant increase in the volume and complexity of new referrals to adult social care both from within the community and from those admitted to hospitals. This appears to be delayed demand following the pandemic as a result of people not being monitored and receiving treatment for ongoing chronic health conditions, not having access to the usual forms of respite, and making active choices to not access services until critical due to understandable fears of contracting Covid. As a consequence of the above, we have seen a very high increase in the number of people requiring assessment and consequently a significant increase in demand, particularly for domiciliary care.

A report by the Statutory Director of Social Services on the Impact of National Social Care Pressures in Carmarthenshire and an additional report on Domiciliary Care, Social Work Workforce and Market Pressures (October 2021) highlights the current pressures and challenges:

- That significant pressures are now more profound and wide ranging than at any time during the management of this COVID-19 pandemic.
- There are growing workforce challenges in the domiciliary care sector leading to increased waiting lists and decreased customer satisfaction.
- This situation is starting to limit our ability to support some of our most vulnerable people in the community.
- Social care and health are under significant pressure and the demand continues to grow exponentially in comparison to capacity.
- Moreover, the added complexity of those presenting to social care services is unique and unprecedented.
- The growing number of Social Worker vacancies, combined with increase in demand for services has seen our allocation waiting list for assessments grow to unacceptable levels. This position is worsening and poses a significant risk to the authority's ability to meet its statutory responsibilities.

## Dementia

The dementias are a group of disorders, characterised by a continual and progressive dying of brain cells, that leads to a deterioration in physical and cognitive functions that are beyond what might be expected from the usual consequences of biological ageing. It affects memory, attention, sensory changes, language, thinking and problem-solving skills. It is projected that there will be a significant increase in people diagnosed with dementia over the next 15 years.

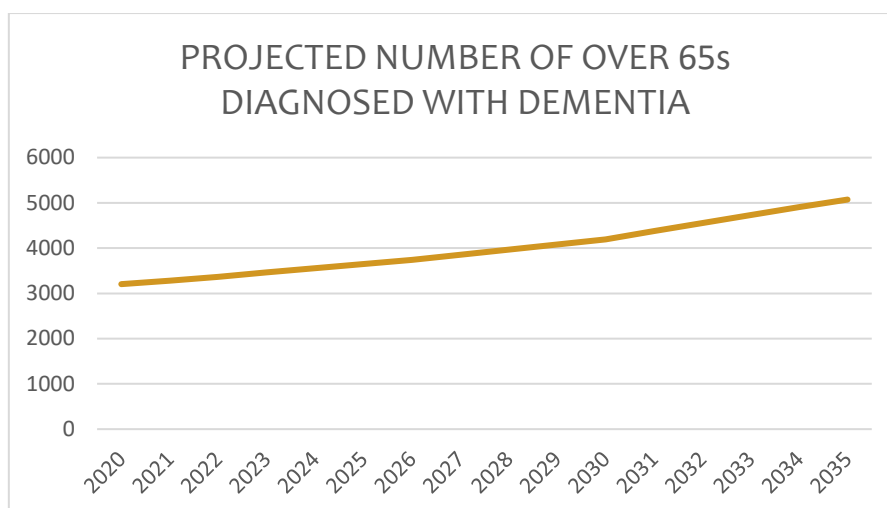


Figure 21: Projected number of dementia prevalence in Carmarthenshire

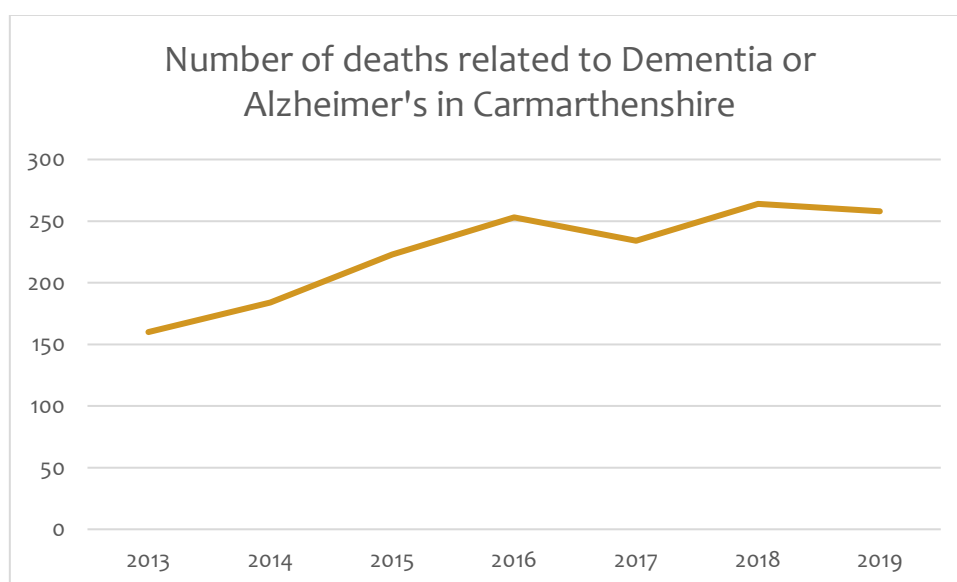


Figure 22: Recorded deaths related to dementia or alzheimer's in Carmarthenshire

The Dementia Action Plan for Wales (DAP) 2018 – 2022 sets out a clear vision for “Wales to be a dementia friendly nation that recognises the rights of people with dementia to feel valued and to live as independently as possible in their communities.”

The PSB will continue to work with the West Wales Care Partnership on creating a safe and inclusive community for those living with a dementia or alzheimer's diagnosis.

## Mental Health

Research by Age Cymru Dyfed highlighted: “Mental health issues have increased. People have become anxious, frustrated, and depressed and some cases angry. There has been no face-to-face grief counselling which has left many depressed and some feeling suicidal. Many people have suffered anxiety about leaving the house. People who have had loved ones in care homes have been unable to visit causing an effect on their mental health.”

## Falls

Falls are the second leading cause of accidental injury or death world-wide and the largest preventable cause of hospital admissions in Wales and across the UK. Falls cost the NHS £2.3 billion per annum. Falls reduction services have been proven to reduce the risk of falling by between 15% and 30%. It is essential that we enhance the availability of services that promote and support ongoing well-being and independence for our frail older adult population. A network of activity programmes can delay dependencies for those with long term needs and provide ongoing specialist help. By developing and investing in high quality, accessible and sustainable facilities we can grow our physical activity provision for high-risk older adults.

## National Well-being Indicators

Noted below are the National Well-being Indicators and associated local indicators relevant for the Ageing Well life stage

Ref No	Indicator Definition	Year	Rank out of 22 Authorities	Score, Welsh average and Change since last result	
				Carms	Welsh Avg
2e	Male healthy life expectancy at birth	2010-14	15 <sup>th</sup>	65 years	65.3 years
				Improved	
2f	Male inequality gap in healthy life expectancy Sloped Index of Inequality (SII) in years	2010-14	5 <sup>th</sup>	10.6 years	18.7 years
				Improved	
2g	Female healthy life expectancy at birth	2010-14	15 <sup>th</sup>	66 years	66.7 years
				Improved	
2h	Female inequality gap in healthy life expectancy SII in years	2010-14	7 <sup>th</sup>	12.5 years	18.2 years
				Improved	
30	% of people who are lonely	2019-20	19 <sup>th</sup>	17.3%	15.4%
				Declined	



# NEXT STEPS



# The Carmarthenshire Well-being Plan

The Well-being Assessment will be the foundation and evidence on which to prepare our Well-being Plan for the county.

The Carmarthenshire PSB has a statutory responsibility to improve the economic, social, environmental and cultural well-being of our county by contributing to the achievement of the seven national Well-being Goals. This includes our work on setting local objectives to maximise our contribution to meeting those goals and demonstrating how we use the Sustainable Development Principle and Five Ways of Working in everything we do.

Our Plan will set out the short, medium and long-term actions to be achieved by the PSB over the next five years up to 2028.

## Regional working

We will work with our colleagues in Ceredigion and Pembrokeshire to continue with the assessment of well-being in our area. The “Gorwel” platform, developed by the region will support this work, in providing well-being data and involvement information.

There is an on-going commitment by the PSB to embrace the principles of continuous engagement, and this is reflected regionally in Ceredigion and Pembrokeshire.

# Carmarthenshire

---

## 2021-22 Well-being Consultation and Involvement Report

### **Report on Involvement activity:**

- Regional well-being survey: results for Carmarthenshire
- Virtual Focus groups / workshops
- Consultation on the draft Assessment
- Feedback from statutory partners

# Contents

---

Contents.....	2
Introduction & Context .....	4
Outline of Approach and Involvement Methods .....	4
Survey.....	4
Toolkit .....	5
Regional Well-being Survey: Carmarthenshire Results .....	6
Demographic Profile of Respondents .....	6
A Prosperous Carmarthenshire.....	8
A Resilient Carmarthenshire .....	12
A More Equal Carmarthenshire.....	18
A Healthier Carmarthenshire .....	25
A Carmarthenshire of Cohesive Communities .....	34
A Carmarthenshire of vibrant culture and thriving Welsh language.....	40
A Responsive Carmarthenshire.....	46
Qualitative evidence collated at events .....	53
Welsh Language Strategic Forum.....	53
Healthy Environment Delivery Group .....	55
Armed Forces Community Stakeholders .....	56
Armed Forces Services Provider Group.....	59
Carmarthenshire Disability Partnership.....	63
Dyfed Powys Police & Crime Commissioner Youth Forum .....	65
West Wales Action for Mental Health, Mental Health & Well-being Network.....	66
Ysgol Gynradd Llanybydder .....	69
Youth Support Service – Ysgol Bro Dinefwr.....	71
Ysgol Gymraeg Brynsierfel .....	75
Ysgol Gynradd Llandeilo / Llandeilo Primary School .....	76
Ysgol Gynradd Drefach.....	77
Ysgol Gynradd Llangynnwr .....	78
Ysgol Gynradd Pen Rhos .....	79
Carmarthenshire Assessment of Local Well-being .....	80

Stakeholder Online Event Toolkit .....	80
Consultation on the draft Well-being Assessment .....	88
Carmarthenshire Draft Well-being Assessment Consultation responses .....	89
Welsh Government response to the consultation on the draft assessment of local well-being for Carmarthenshire, required by the Well-being of Future Generations (Wales) Act. ....	97
<b>Overall Thoughts.....</b>	<b>98</b>
<b>Comments on particular aspects of the Assessment Statutory Requirements.....</b>	<b>98</b>
<b>Structure and Format .....</b>	<b>99</b>
<b>Engagement .....</b>	<b>99</b>
<b>Balance and Comprehensiveness.....</b>	<b>99</b>
<b>Reflective and Critical Approach.....</b>	<b>100</b>
<b>Quality of Analytical Approach .....</b>	<b>100</b>
<b>Future Trends .....</b>	<b>101</b>
<b>Feedback from other policy areas .....</b>	<b>101</b>
Areas for development .....	102
Feedback and advice from the Office of the Future Generations Commissioner for Wales .....	103

## Introduction & Context

---

The Well-being of Future Generations Act requires each of the 22 Public Service Boards to develop and publish a Well-being Assessment. The Assessment will serve as a statement of well-being for each respective county area. In addition to the importance of reflecting quantitative data (e.g., from the Census and other official sources), the guidance stresses that significant engagement with people is critical in adequately making the assessment of well-being.

This report brings together the substantial body of engagement work undertaken in Carmarthenshire to help understand what really matters to people and so guide the development of a Well-being Plan for the County

## Outline of Approach and Involvement Methods

---

In the interests of collaboration and making best use of scarce resources, the Public Service Boards of Ceredigion, Carmarthenshire, and Pembrokeshire have taken the decision to work together on their wellbeing assessments. This consistent, regional approach also assists organisations, who are part of the Public Service Board, but whose remit extends beyond Carmarthenshire.

The key components of the regional approach are:

- A survey directed at residents
- An agreed toolkit for undertaking direct involvement work through focus groups virtually or in less formal settings across the region

### Survey

A survey was developed, and a series of questions were formulated under the 7 National Goals of prosperous, resilient, equal, healthier, cohesive, vibrant culture and thriving Welsh language and a responsive Carmarthenshire.

The survey was available in Welsh, English, Polish, Romanian, and Arabic. An Easy Read version of the survey was also available in Welsh and English.

The approach taken in Carmarthenshire was to develop a campaign, targeting potential respondents in the following ways:

- Hosted survey on the Carmarthenshire County Council consultation webpage
- Promotion through all Public Service Board partners and their employees



- Bilingual Facebook and Twitter posts and press releases
- Virtual conversations with local primary schools
- Conversations with young people through Youth Services and the Police & Crime Commissioner Youth Forum
- Mail-out and electronic newsletter to Carmarthenshire's Ageing Well Network (c. 2100 members)
- Liaison with partnerships such as the Carmarthenshire Disability Partnership and Community & Town Councils
- Due to the restrictions in place because of the COVID19 pandemic the promotion of this survey was mostly done virtually. All Town and Community Council clerks received emails regarding the consultation and the elected members were also asked to promote it within their communities.

Alongside the wider communication, specific efforts were made to involve the following seldom heard voices / networks:

- Carmarthenshire Disability Coalition and local representative groups
- Carmarthenshire LGBTQ+ Forum
- Llanelli Multi Cultural Network
- Carmarthenshire Carers Forum and young carers
- Local Authority Tenants
- Family service organisations and family centres
- Support groups for young families
- Leisure, recreation, and sports groups
- Local nature and conservation partnerships
- Organisations who represent rural areas, via the Local Action Group
- Students through University of Wales, Trinity St David
- Local businesses
- Network of organisations who have accessed funding through our Community Bureau

Extensive analysis of the survey features later in this report.

## Toolkit

A regional toolkit was prepared, including a county based and regional presentation, key areas of Well-being for the county, key questions, and a feedback form for sending back to a single point of contact in Carmarthenshire County Council.

The toolkit was used as part of the following involvement activities:

- CAVS Community Centres Network (25.08.2021)
- CAVS Food Producers Network (25.08.2021)
- Welsh Language Strategic Forum (20.09.2021)
- Healthy Environment Delivery Group (22.09.2021)
- Armed Forces stakeholders (22.09.2021)
- Armed Forces service users (29.09.2021)
- Carmarthenshire Disability Partnership (29.09.2021)
- Black, Asian, and Minority Ethnic focus group (28.09.2021)
- Community & Town Council Liaison Forum (30.09.2021)
- CAVS Volunteer Organisers Network (5.10.2021)
- Dyfed Powys Police & Crime Commissioner Youth Forum (5.10.2021)
- West Wales Action for Mental Health, Mental Health & Well-being Network (6.10.2021)
- Youth Support Service – Ysgol Bro Dinefwr (13.10.2021)
- Primary schools

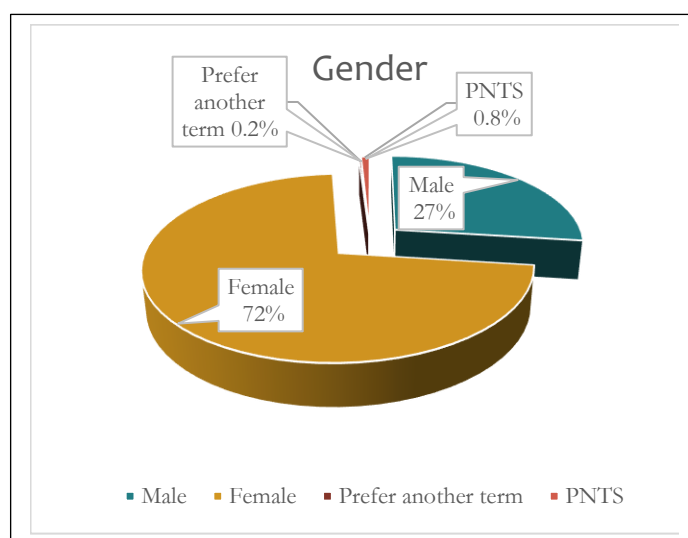
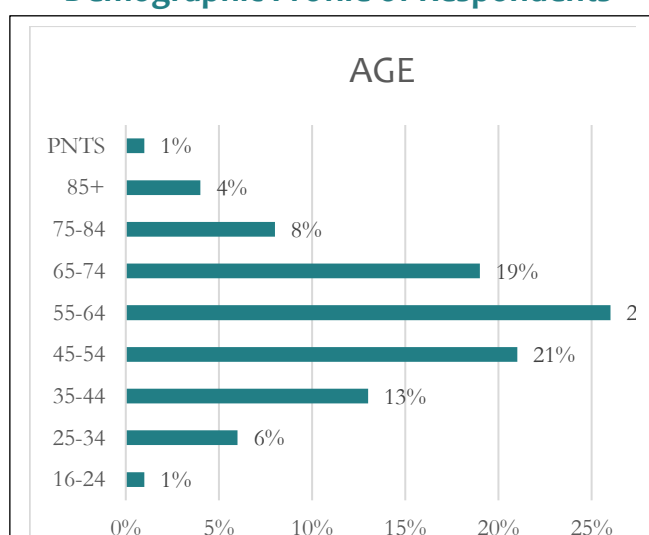
The approach to engagement was underpinned by an extensive media campaign which included press releases, social media posts etc.

## Regional Well-being Survey: Carmarthenshire Results

This section is structured by considering each survey question in turn. The ‘domains’ used within the survey have been retained for the purposes of this report.

Mention will be made of the views of different categories of respondent, to enable comparisons to be drawn. This process is known as the disaggregation of survey data: examining trends by age, gender and other demographic variables to enrich the analysis. Accordingly, proper weight has been given to the views of all those consulted and, in particular, ‘due regard’ given to free text (literal) responses.

### Demographic Profile of Respondents



The regional well-being survey attracted 1333 responses across Carmarthenshire, Ceredigion and Pembrokeshire.



A total of **609 Carmarthenshire residents** responded to the regional well-being survey. A fifth reside in each of Community Area 2 (22%) and Community Area 4 (23%). 19% are residents of Community Area 1, with fewer respondents from CA3 (12%), CA5 (12%) and CA6 (11%).

Two of the most important demographic characteristics for public policy are the age and sex structures. The age breakdown indicates that respondents are from an older age distribution: over half of survey respondents were of working age: 67% aged 16-64, with 32% of pensionable age (65 and over). In respect of age, the highest number of responses received were from the 55-64 cohort (26%), followed by 45-54 (20%) and 65-74 (19%). Finally, there is a significant female: male disparity, with 72% female respondents, 27% male (1% PNTS).

Results from other demographic questions are tabulated below.

Demographic Characteristic	Overall %
<b>Gender</b>	
Male	27%
Female	72%
PNTS	1%
<b>Age Groups</b>	
<16	0%
16-24	1%
25-34	6%
35-44	13%
45-54	21%
55-64	26%
65-74	19%
75-84	8%
85+	4%
PNTS	1%
Aged 16-64	67%
Aged 65+	21%
<b>Transgender</b>	
Yes	6%
PNTS	1%

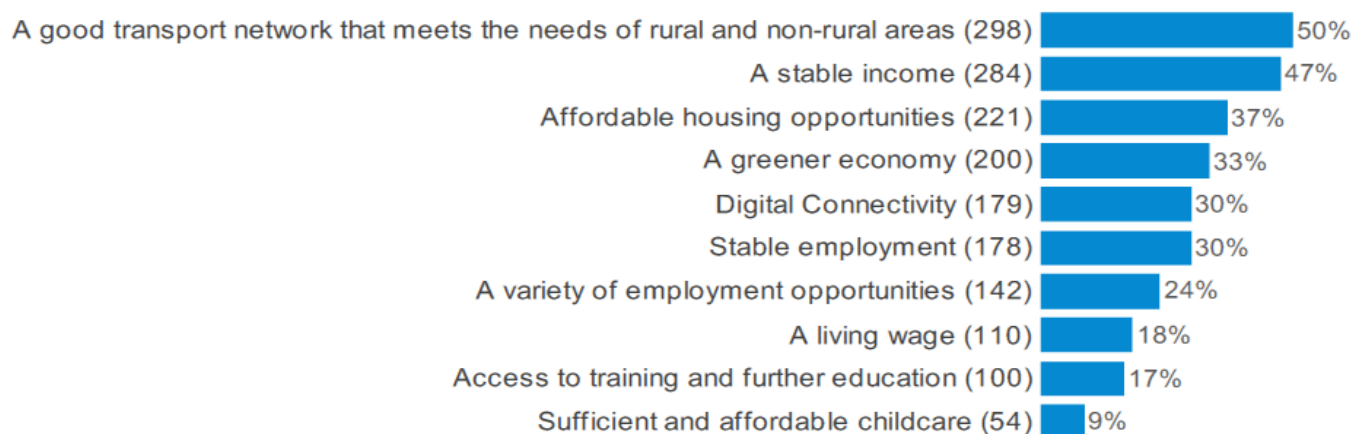
Demographic Characteristic	Overall %
<b>Relationship</b>	
Single	16%
Married	59%
Civil Partnership	3%
Divorced/Separated	11%
Widowed	8%
PNTS	4%
<b>Sexual Orientation</b>	
Straight	91%
LGB	3%
Other	2%
PNTS	4%
<b>Ethnicity</b>	
White	97%
BME	1%
Other	1%
PNTS	1%
<b>Carers</b>	
Caring responsibilities	22%
PNTS	2%

Demographic Characteristic	Overall %
<b>Disability</b>	
Disabled	25%
PNTS	3%
<b>Religion</b>	
Yes	60%
PNTS	3%
<b>Income</b>	
less than £15k	17%
£15-£30,000	28%
£30-£45,000	17%
over £45,000	25%
PNTS	13%
<b>Welsh Language</b>	
Understand spoken Welsh	48%
Speak Welsh	37%
Read Welsh	34%
Write Welsh	30%
None of these	42%
<b>First Language</b>	
Welsh	22%
English	77%
Other	1%

## A Prosperous Carmarthenshire

### Q18) Which **three** things do you value most in a prosperous community?

The **three** main options that were chosen for Carmarthenshire are listed as follows: A good transport network that meets the needs of rural & non rural areas **50%**, A stable income **47%** and Affordable housing opportunities **37%**.



Probing the results of Q18 by demographic variable uncovers a variance on the basis of locality (community area).

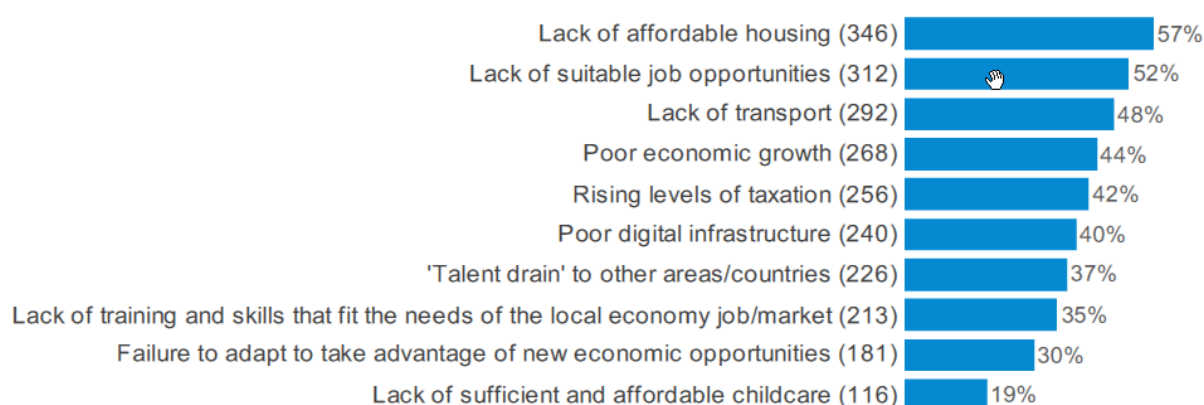
Community Area 1		Community Area 2		Community Area 3	
A living wage	26%	Sufficient and affordable childcare	28%	A living wage	16%
A Greener economy	22%	Affordable housing opportunities	26%	Stable employment	14%
Good transport links that meets the needs or rural & non rural areas	21%	Access to training and further education	25%	A stable income	13%
Community Area 4		Community Area 5		Community Area 6	
Digital Connectivity	27%	Access to training and further education	16%	Access to training and further education	18%
Good transport links that meets the needs or rural & non rural areas	26%	A stable income	15%	Variety of employment opportunities	13%
Sufficient and affordable childcare	24%	Greener economy	12%	Greener economy	12%

In the county, for those aged 16-64 having ‘a variety of employment opportunities’ scored highest (83%) whilst those aged 65+ thought it was more valuable to have a ‘good transport network that meets the needs of the rural and non-rural areas’ (43%). Females however noted that they would value ‘sufficient and affordable childcare’ (83%) whilst the males felt that a ‘greener economy’ (30%) would be of more value. Respondents on a higher income of

£45k+ valued 'sufficient and affordable childcare' (42%) whilst those on the lower income of under £15k valued 'a living wage' (27%).

### Q19) Looking ahead, what concerns you the most about prosperity in the county?

What concerned respondents most about prosperity in the county was 'lack of affordable housing' (57%) which was followed by 'lack of suitable job opportunities' (52%) and 'lack of transport' (48%). The response to score least responses was 'lack of sufficient and affordable childcare' (19%).



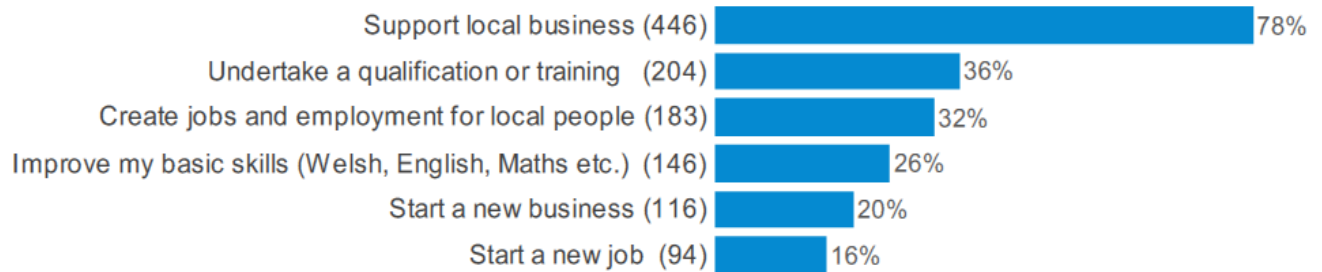
There was a variance in responses from the Community Areas regarding their concerns about prosperity in their county:

- Community Area 1 concerned about 'lack of sufficient and affordable childcare' (24%)
- Community Area 2 'poor digital infrastructure' (27%)
- Community Areas 3 'failure to adapt to take advantage of new economic opportunities' (15%)
- Community Area 4 'talent drain to other areas/countries' (24%)
- Community Area 5 'poor growth' (16%)
- Community Area 6 'failure to adapt to take advantage of new economic opportunities' (15%)

Respondents aged 16-64 were more concerned with 'a poor digital infrastructure' (72%) whilst those aged 65+ stated their concerns were 'lack of transport' (37%). Females however noted that their biggest concern was 'sufficient and affordable childcare' (80%) whilst the males felt that a 'poor economic growth' (31%) was the main concern for them. Respondents on a higher income of £45k+ also stated that 'poor digital infrastructure' was their main concern (30%) whilst those on the lower income of under £15k were most concerned with 'lack of training and good skills that fit the needs of the local economy job/market' (20%).

**Q20) What would you consider doing to improve your own or your community's economic circumstances?**

Most respondents felt that they were best placed to 'support local businesses' (78%) in order to improve their own or their community's economic circumstances.



There was a variance in responses for what they would consider doing to improve their own or their community's economic circumstances from the Community Areas.

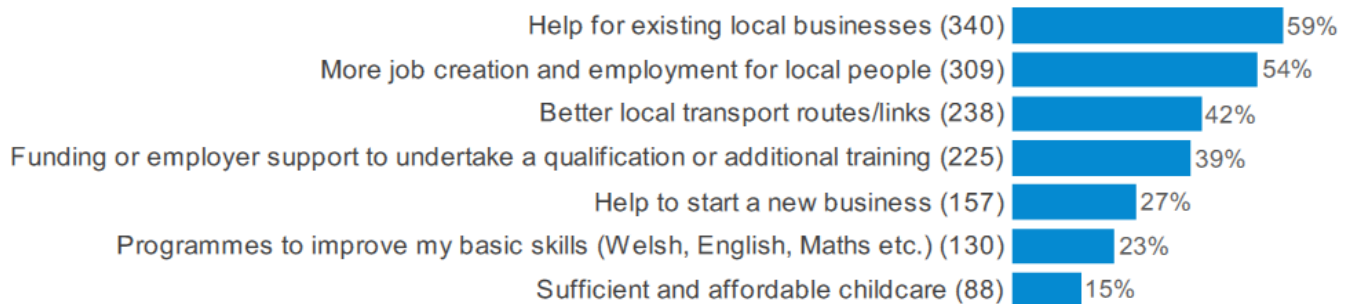
- Community Area 1 giving a higher % of responses for 'improving my basic skills' (22%)
- Community Area 2 'start new job' (24%)
- Community Area 3 'create jobs and employment for local people' (16%)
- Community Area 4 'start a new business' (26%)
- Community Area 5 'undertake a qualification or training' (15%) and
- Community Area 6 also stating 'improve my basic skills' (16%) was their biggest concern in relation to prosperity.

In order to improve their own or their community's economic circumstances respondents aged 16-64 stated that they would consider 'starting a new job' (95%) whilst those aged 65+ would consider 'supporting a local business' (32%). Most females however noted that would be prepared to 'undertake a qualification or training' (77%) whilst the males felt that they could 'create jobs and employment for local people' (34%) to improve their own or their community's economic circumstances. Respondents on a higher income of £45k+ stipulated that 'starting a new job' (34%) was the main consideration for them whilst those on the lower income of under £15k interestingly enough stated 'create jobs and employment for local people' (22%) was the way to improve their own and their community's economic growth.



## Q21) What support would need to be in place to do these things?

Most respondents felt that they would need support such as ‘help for existing local businesses’ (59%) in order to improve their own or their community’s economic circumstances.



Once again there was a variance in responses for what support would be required in order to support respondents to improve their own or their own or their community’s economic circumstances from the Community Areas.

- Community Area 1 giving a higher % of responses for ‘funding or employer support to undertake a qualification or additional training’ (25%)
- Community Area 2 ‘better local transport routes/links’ (25%)
- Community Area 3 ‘more job creation and employment for local people’ (15%)
- Community Area 4 ‘help to start a new business’ (24%)
- Community Area 5 ‘sufficient and affordable childcare’ (18%) and
- Community Area 6 also asked for support in ‘programmes to improve my basic skills’ (15%) as their main support for improving their own and their community’s economic circumstances.

In order to improve their own or their community’s economic circumstances respondents aged 16-64 stated that they would consider ‘starting a new job’ (95%) whilst those aged 65+ would consider ‘supporting a local business’ (32%). Most females however noted that they would ‘undertake a qualification or training’ (77%) whilst the males felt that they could ‘create jobs and employment for local people’ (34%) to improve their own or their community’s economic circumstances. Respondents on a higher income of £45k+ also stated that ‘starting a new job’ (34%) was the main consideration for them, whilst those on the lower income of under £15k interestingly enough stated ‘create jobs and employment for local people’ (22%) was the way to improve their own and their community’s economic circumstances.

## Q22) Any other comments on 'A Prosperous Carmarthenshire'?

Total of **53 comments** received, here are a few recurring or possibly useful comments

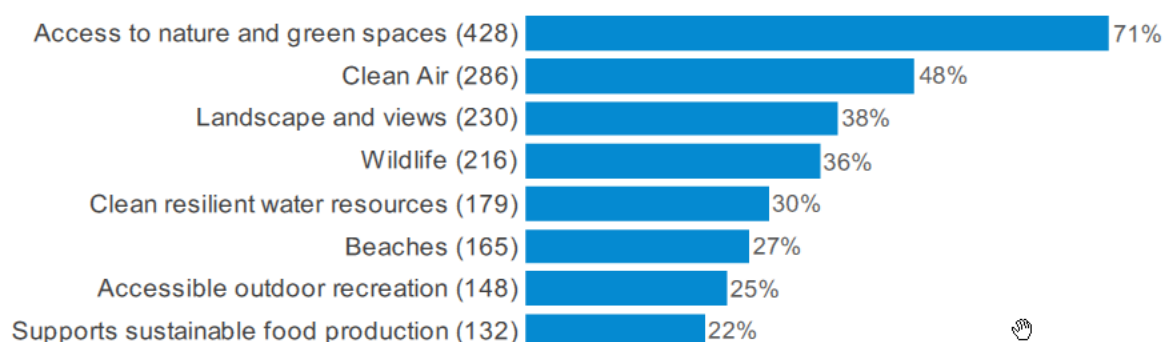


- Need for good public local transport
- Bypass for Llandeilo
- Support and encourage small businesses
- Better accessibility – transport and job opportunities
- Relaxation and different approach to planning permission for rural based businesses
- Subsidise villages to be self-sustaining
- Support young people to stay in the area
- Skilled jobs
- Improved Rural Broadband
- More affordable and eco-friendly homes
- More use of Welsh language in the community and jobs
- Too much Welsh language discrimination in jobs

## A Resilient Carmarthenshire

### Q23) Which **three** things do you value most about your local environment?

The **three** main options that were chosen for Carmarthenshire are listed as follows: Access to nature and green spaces **71%**, Clean Air **48%** and Landscape and views **38%**.



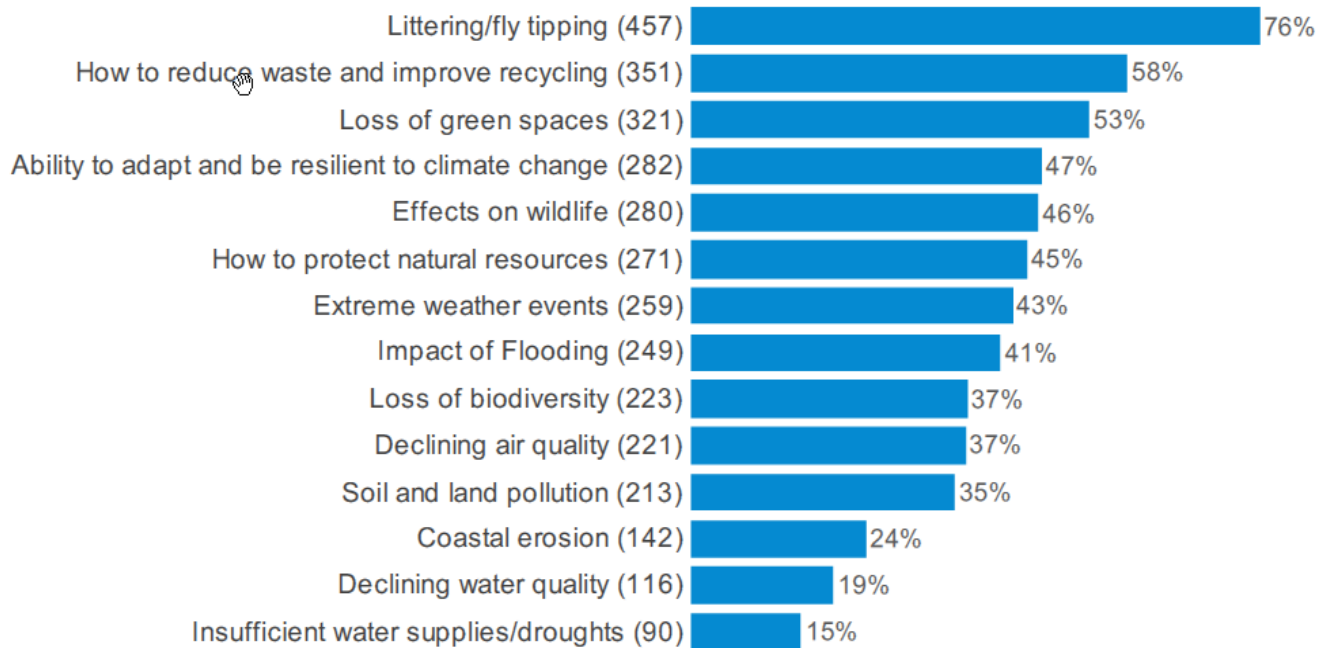
Probing the results of Q23 by demographic variable uncovers some similarities in responses but there is a variance on the basis of locality (community area).

Community Area 1		Community Area 2		Community Area 3	
Support sustainable food production	28%	Landscape and views	27%	Landscape and views	16%
Clean resilient water resources & wildlife	23%	Support sustainable food production	23%	Access to nature and green spaces	13%
Access to nature and green spaces	20%	Access to nature and green spaces	23%	Wildlife	12%
Community Area 4		Community Area 5		Community Area 6	
Clean Air	27%	Access to nature and green spaces	13%	Beaches	22%
Wildlife	26%	Beaches	13%	Accessible outdoor recreation	15%
Beaches	24%	Accessible outdoor recreation	12%	Clean resilient water resources	11%

In Carmarthenshire, ‘beaches’ (77%) was the highest scoring for those aged 16-64 whilst respondents aged 65+ thought it was more valuable to have a ‘clean resilient water resources’ (41%). Female respondents also noted that they would value ‘beaches’ (81%) whilst male respondents felt that ‘landscape and views’ (35%) would be of more value. Respondents on a higher income of £45k+ valued ‘accessible outdoor recreation’ (30%) whilst those on the lower income of under £15k valued ‘wildlife’ (22%). Respondents that stated they were carers valued ‘clean air’ (27%) most about their local environment and those who stipulated they had a disability valued ‘supporting sustainable food production’ (31%). ‘Clean air’ and ‘water resources’ was valued by all age groups.

#### Q24) Looking ahead, what concerns you the most about your local environment?

Carmarthenshire residents were mostly concerned with 'littering/fly tipping' (76%) in their local environment.



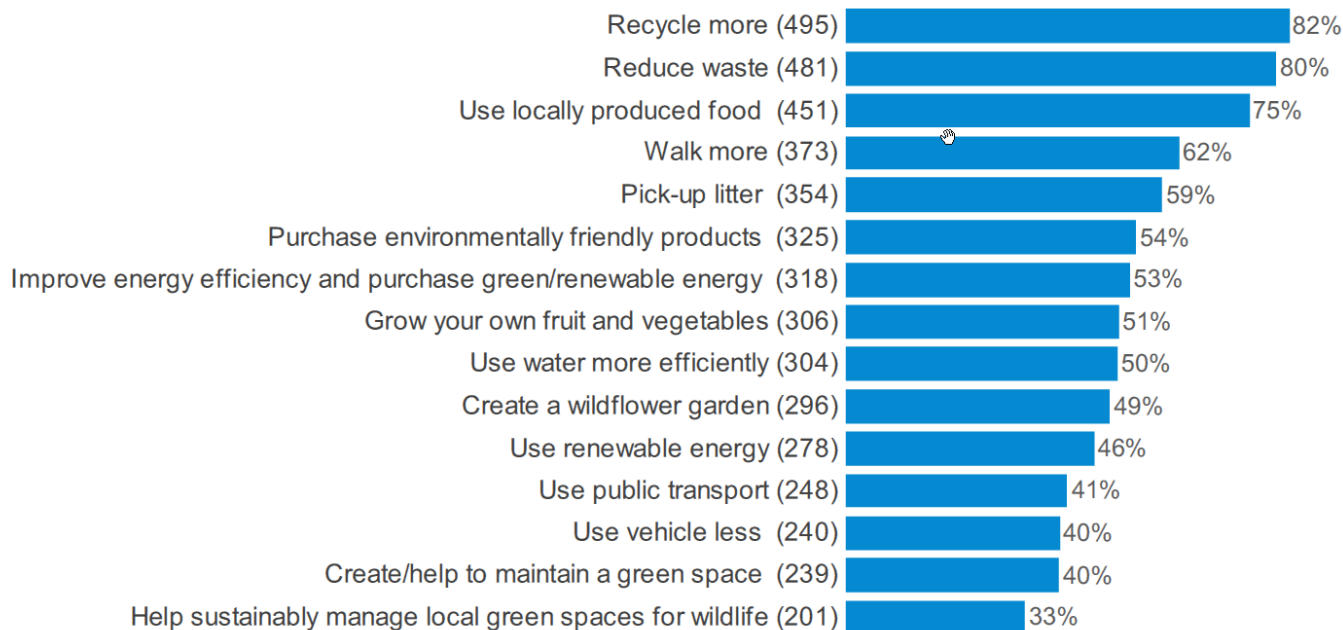
However, in the Community Areas there was a variance from the responses received.

- Community Area 1 were concerned with 'extreme weather events' (25%)
- Community Area 2 'impact of flooding' (29%)
- Community Area 3 'littering/fly tipping' (15%)
- Community Area 4 'declining water quality' (27%)
- Community Area 5 were also declined with 'declining water quality' (17%)
- Community Area 6 (20%) were both concerned mostly about 'coastal erosion'.

Respondents aged 16-64 were more concerned with the 'ability to adapt and be resilient to climate change' (74%) whilst those aged 65+ stated they were more concerned with 'how to reduce waste and improve recycling' (36%). Females were also concerned with 'ability to adapt and be resilient to climate change' (74%) whilst the male gender were mostly concerned with 'declining air quality' (32%). Respondents who had caring responsibilities main concern was 'coastal erosion' (25%) and those with disabilities were more concerned with 'insufficient water supplies/droughts' (30%). Respondents on a higher income of £45k+ stated that 'declining air quality' was their main concern (37%) whilst those on the lower income of under £15k were most concerned with 'effect on wildlife' (22%).

## Q25) What would you consider doing to improve your local environment?

Most Carmarthenshire residents would consider 'recycling more' (82%) to improve their local environment.



There was a variance in the Community Areas as to what they would consider doing to improve their local environment.

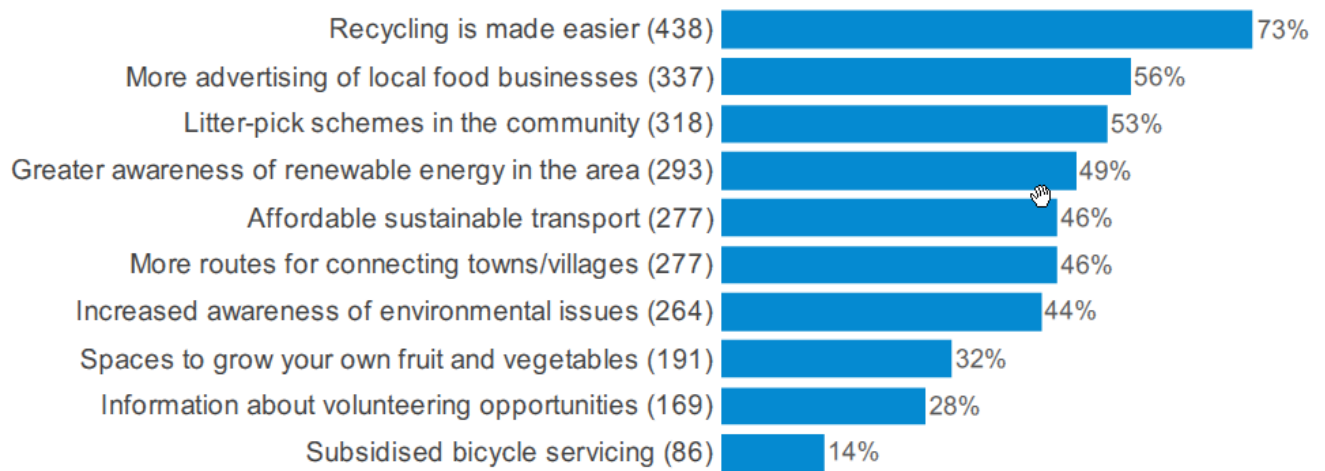
- Community Area 1 would consider 'create/help to maintain a play space' (25%)
- Community Area 2 'grow your own fruit and vegetables' (22%)
- Community Area 3 'help sustainably manage local green spaces for wildlife' (14%)
- Community Area 4 'use water more efficiently' (30%)
- Community Area 5 'walk more' (14%)
- Community Area 6 'cycle more' (15%).

Respondents aged 16-64 would consider 'cycling more' (86%) whilst those aged 65+ stated they would prefer to consider 'use public transport more' (42%). Female respondents would consider 'create/help to maintain a play space' (78%) whilst the male gender would consider 'cycling more' (33%) to improve their local environment.

Respondents with caring responsibilities would also consider 'create/help maintain a play space' (27%) and those with disabilities would consider 'use public transport' (29%). Respondents on a higher income of £45k+ stated that they would consider 'cycle more' (37%) to improve their local environment whilst those on the lower income of under £15k would consider 'use public transport' (23%).

## Q26) What support would you need to be in place to improve your local environment?

Most respondents stated that to help support them to improve their local environment they would need support for 'recycling is made easier' (73%).



There was a variance in the Community Areas as to what they would support they needed to improve their local environment.

- Community Area 1 required support 'more advertising of local food businesses' (22%)
- Community Area 2 'more routes for connecting towns/villages' (23%)
- Community Area 3 'subsidised bicycle servicing' (15%)
- Community Area 4 'recycling made easier' (24%)
- Community Area 5 'litter-pick schemes in the community' (14%)
- Community Area 6 'information about volunteering opportunities' (16%).

Respondents aged 16-64 would like more support on 'information about volunteering opportunities' (80%) whilst those aged 65+ stated they would like the support with 'affordable sustainable transport' (36%) to improve their local environment. Female respondents would like support on 'information about volunteering opportunities' (78%) to help improve their local environment whilst the male gender would like support on 'greater awareness of renewable energy in the area' (29%).

Respondents with caring responsibilities would like support with 'spaces to grow your own fruit and vegetables' (26%) and those with disabilities would like support for 'affordable sustainable transport' (31%). Respondents on a higher income of £45k+ (30%) and those on a lower income of £15k or less (24%) stated that support for 'subsidised bicycle servicing' would help them to improve their local environment.



Q27) Any other comments on 'A Resilient Carmarthenshire'?

Total of **75 comments** received, here are a few recurring or possibly useful comments



- Multi-user routes for including horse-riding, too much emphasis currently on walkers and cyclists
- Better maintained footpaths and byways and accessible to all
- A park and walk scheme
- Doorstep recycling is now easy – no excuse
- More accessible recycling centres
- More local bottle banks and green waste disposal
- Shortage of allotment spaces in some areas – introduce a ‘garden share’ scheme
- People are happy to volunteer to litter pick
- Anti-litter campaigns to help reduce litter
- Improve access to public transport
- More wildflower meadows in green spaces
- Improve areas with poor air quality
- Managing pollution from farming and industry

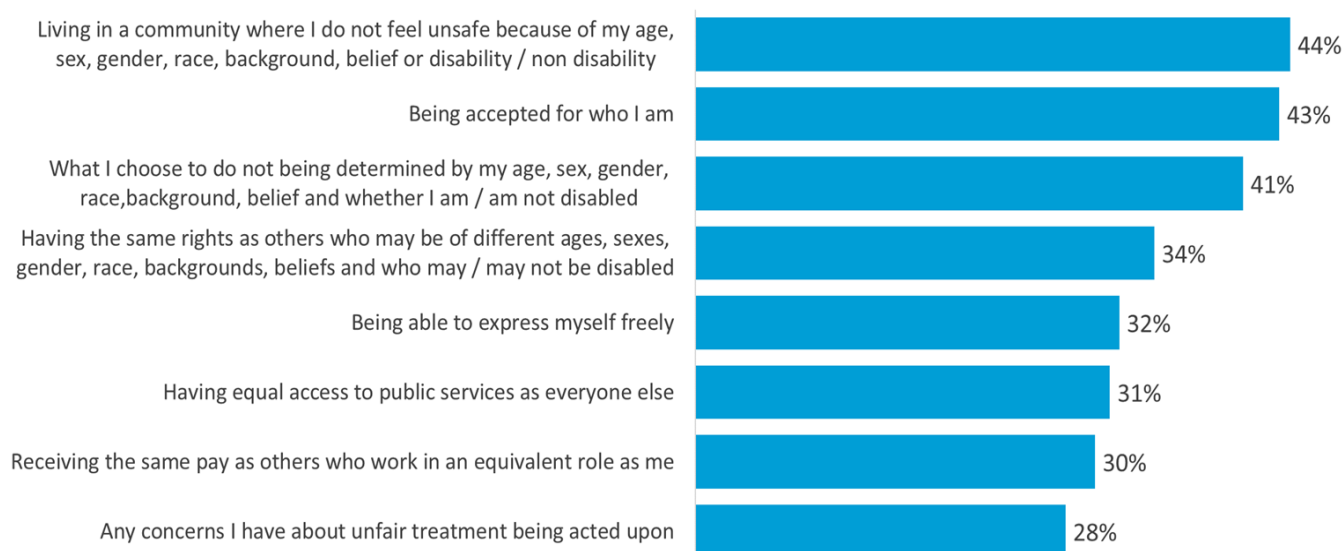
## A More Equal Carmarthenshire

Q28) Which **three** things do you value most about living in a society that strives to be equal for all?

The **three** main options that were chosen for Carmarthenshire are listed as follows: *Living in a community where I do not feel unsafe 44%, Being accepted for who I am 43% and What I choose to do not being determined by my age, sex, gender, race, background, belief and whether I am/am not disabled 41%.*

Community Area 1		Community Area 2		Community Area 3	
What I choose to do not being determined by my age, sex, gender, race, background, belief or whether I am/am not disabled.	23%	Being able to express myself freely	27%	Being able to express myself freely	15%
Being accepted for who I am	22%	Having equal access to public services as everyone else	24%	Any concerns I have about unfair treatment being acted upon	14%
Having equal access to public services as everyone else	22%	Being accepted for who I am	23%	What I choose to do not being determined by my age, sex, gender, race, background, belief and whether I am / am not disabled	13%
Community Area 4		Community Area 5		Community Area 6	
Living in a community where I do not feel unsafe	28%	What I choose to do not being determined by my age, sex, gender, race, background, belief or whether I am/am not disabled	13%	Having the same rights as others who may be of different ages, sexes, gender, race, backgrounds, beliefs and who may / may not be disabled	16%
Receiving the same pay as others who work in an equivalent role as me	25%	Having the same rights as others who may be of different ages, sexes, gender, race, backgrounds, beliefs and who may / may not be disabled	13%	Any concerns I have about unfair treatment being acted upon	15%
Having equal access to public services as everyone else	24%	Being accepted for who I am	13%	What I choose to do not being determined by my age, sex, gender, race, background, belief or whether I am/am not disabled	12%

Probing the results of Q28 by Community Areas and demography uncovers some similarities as well as a variance in responses.



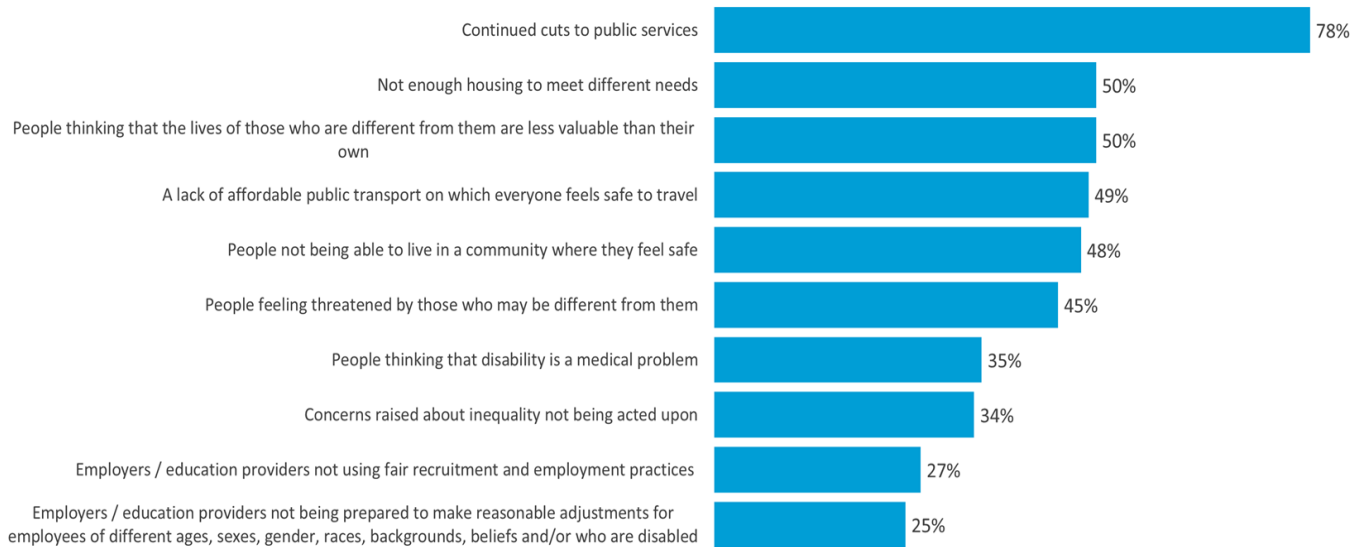
In Carmarthenshire, ‘receiving the same pay as others who work in an equivalent role as me’ (44%) was the highest scoring for those aged 16-64 whilst respondents aged 65+ put more value on ‘living in a community where I do not feel unsafe because of my age, sex, gender, race, background, belief or disability/non-disability’ (40%).

Female respondents also noted that what they would value most about living in a society striving to be equal for all would be ‘receiving the same pay as others who work in an equivalent role as me’ (83%) whilst male respondents felt that ‘being able to express myself freely’ (41%) would be of more value.

Respondents on a higher income of £45k+ also stated that what they valued most about living in a society that strives to be equal for all was ‘receiving the same pay as others who work in an equivalent role as me’ (32%) whilst those on the lower income of under £15k valued ‘being accepted for who I am’ (22%). Respondents that stated they were carers valued ‘living in a community where I do not feel unsafe because of my age, sex, gender, race, background, belief or disability / non disability’ (25%) and those who stipulated they had a disability valued ‘being accepted for who I am’ (30%). All respondents with Welsh language skills stated that they valued ‘receiving the same pay as others who work in an equivalent role as me’ as did all respondents aged 54 and under.

## Q29) Looking ahead, what concerns you the most about your community becoming fairer for everyone?

Carmarthenshire residents were mostly concerned with ‘Continued cuts to public services (78%).



However, in the Community Areas there was a variance from the responses received of what concerns residents had about their community becoming fairer for everyone.

- Community Area 1 were mainly concerned with ‘Employers / education providers not being prepared to make reasonable adjustments for employees of different ages, sexes, gender, races, backgrounds, beliefs and/or who are disabled’ (22%)
- Community Area 2 ‘Not enough housing to meet different needs’ (25%)
- Community Area 3 ‘A lack of affordable public transport on which everyone feels safe to travel’ (15%)
- Community Area 4 ‘People thinking that disability is a medical problem’ (29%) and
- Community Area 5 (15%) and Community Area 6 (14%) were both concerned about ‘People not being able to live in a community where they feel safe’.

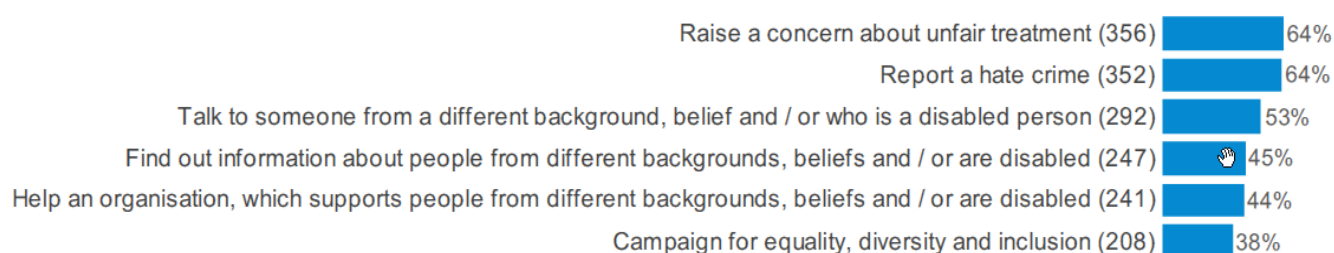
Respondents aged 16-64 were more concerned with the ‘People feeling threatened by those who may be different from them’ (75%) whilst those aged 65+ stated they were more concerned with ‘A lack of affordable public transport on which everyone feels safe to travel’ (35%). Females were concerned with ‘people thinking that disability is a medical problem’ (79%) whilst the male gender were mostly concerned with ‘continued cuts to public services’ (28%). Respondents who described themselves as LGB had concerns regarding ‘Employers / education providers not being prepared to make reasonable adjustments for employees of different ages, sexes, gender, races, backgrounds, beliefs and/or who are disabled’ (6%) whilst those who described themselves as BME had concerns regarding ‘people thinking that

the disability is a medical problem’ and ‘concerns raised about inequality not being acted upon’ (2%) for both responses.

Respondents who had caring responsibilities main concern was ‘Employers / education providers not being prepared to make reasonable adjustments for employees of different ages, sexes, gender, races, backgrounds, beliefs and/or who are disabled’ (28%) and those with disabilities were more concerned with ‘people thinking that the disability is a medical problem’ (38%). Respondents on a higher income of £45k+ stated that ‘people feeling threatened by those who may be different from them’ (27%) was their main concern whilst those on the lower income of under £15k were more concerned with ‘people thinking that the disability is a medical problem’ (25%).

### Q30) What would you consider doing to help make things fairer for everyone in your community?

In order to make things fairer for everyone in their community most Carmarthenshire residents would consider ‘raising a concern about unfair treatment’ and ‘report a hate crime’ (64%).



There were some similarities in responses and some variance in the Community Areas as to what they would consider doing to make things fairer for everyone in their community.

- Community Area 1 ‘Help an organisation, which supports people from different backgrounds, beliefs and / or are disabled’ (24%)
- Community Area 2 ‘Help an organisation, which supports people from different backgrounds, beliefs and / or are disabled’ and ‘talk to someone from a different background, belief and/or who is a disabled person’ (20%)
- Community Area 3 ‘talk to someone from a different background, belief and/or who is a disabled person’ (13%),
- Community Area 4 ‘talk to someone from a different background, belief and/or who is a disabled person’ (26%)
- Community Area 5 ‘find out information about people from different backgrounds, beliefs and/or who are disabled’ (14%)

- Community Area 6 'Talk to someone from a different background, belief and / or who is a disabled person' (12%)

In order to make things fairer for everyone in their community respondents aged 16-64 would consider 'Find out information about people from different backgrounds, beliefs and / or are disabled' and 'Help an organisation, which supports people from different backgrounds, beliefs and / or are disabled' (78%) equally whilst those aged 65+ stated they would consider 'Talk to someone from a different background, belief and / or who is a disabled person' (30%). Most female respondents would consider 'Find out information about people from different backgrounds, beliefs and / or are disabled' (81%) whilst the male gender would consider 'raise a concern about unfair treatment' (26%) to make things fairer for everyone in their community.

Respondents with caring responsibilities stated that they would also consider 'Talk to someone from a different background, belief and / or who is a disabled person' and 'raise a concern about unfair treatment' (24%) whilst respondents with disabilities would consider 'campaign for equality, diversity and inclusion' (32%).

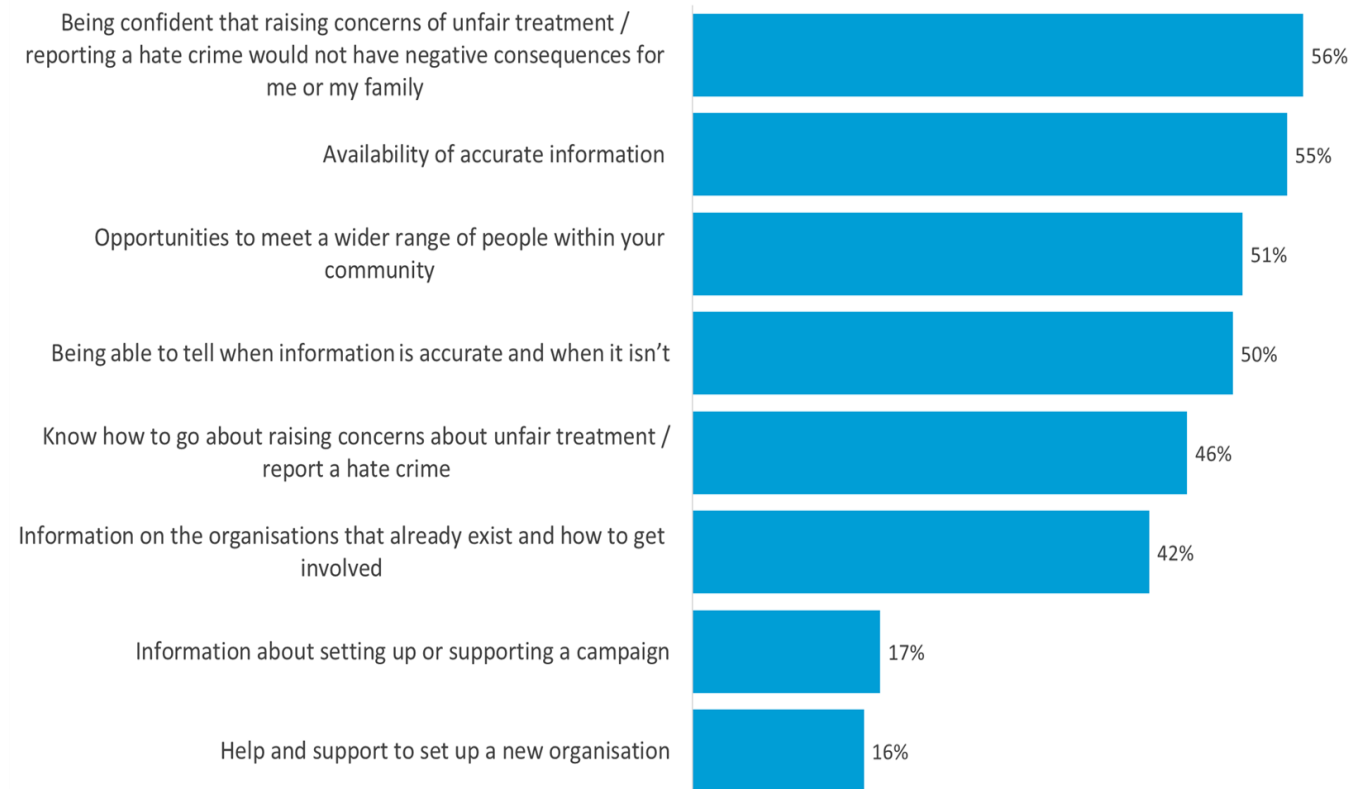
Respondents who were LGB stated that they would consider 'Helping an organisation, which supports people from different backgrounds, beliefs and / or are disabled' (6%) as did residents who stipulated they were BME (2%).

Respondents on a higher income of £45k+ stated that they would consider 'Helping an organisation, which supports people from different backgrounds, beliefs and / or are disabled' (28%) to make things fairer for everyone in their community whilst those on the lower income of under £15k would consider 'Find out information about people from different backgrounds, beliefs and / or are disabled' (19%).



### Q31) What support would you need to be in place to make things fairer for everyone in your community?

Most respondents stated that to help support them to make things fairer for everyone in their community they would need support in 'Being confident that raising concerns of unfair treatment / reporting a hate crime would not have negative consequences for me or my family' (56%).



Once again there were similarities as well as a variance in the Community Areas as to what they would support they needed to make things fairer for everyone in their local community.

- Community Area 1 required support on 'Information on the organisations that already exist and how to get involved' (22%)
- Community Area 2 'Opportunities to meet a wider range of people within your community' (21%)
- Community 3 (15%) 'Opportunities to meet a wider range of people within your community' (22%)
- Community Area 4 'Information on the organisations that already exist and how to get involved' (27%)
- Community Area 5 'Information about setting up or supporting a campaign' (19%)
- Community Area 6 'Being confident that raising concerns of unfair treatment / reporting a hate crime would not have negative consequences for me or my family' (13%).

Respondents who were LGB (7%) and transgender (13%) stated that they would need 'Help and support to set up a new organisation' as did residents who stipulated they were BME (4%).

Q32) Any other comments on 'A More Equal Carmarthenshire'?

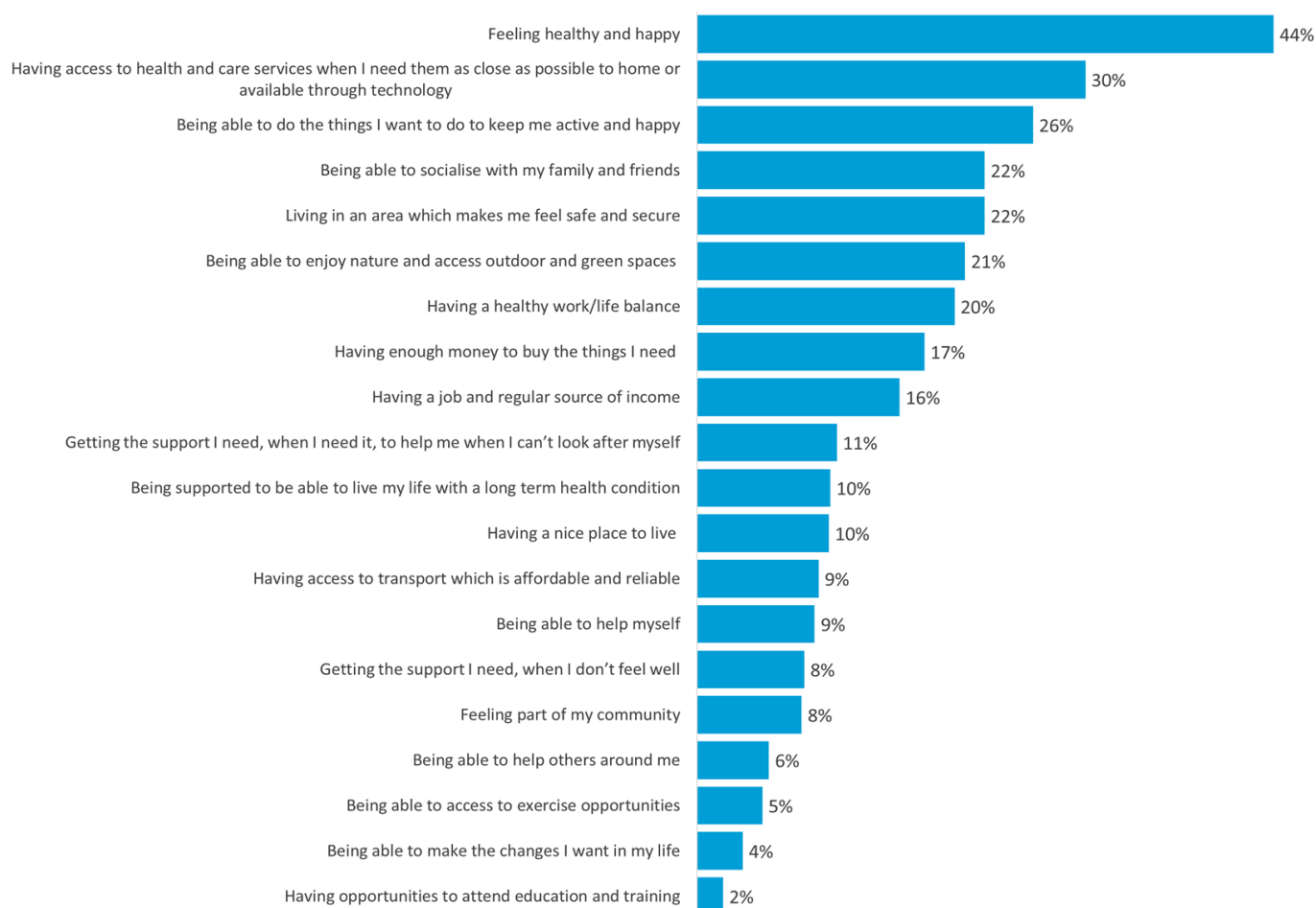
- Statutory organisations including the police and judiciary to operate fairly, openly and with no discrimination
- Recognising that misogyny is a hate crime
- A better reporting infrastructure and support for hate crime
- Police are far too tolerant and woefully under manned and resourced
- Recognising Sex rather than Gender
- Better access to NHS services
- Additional support for the Deaf community
- Better support and working opportunities
- Disabled friendly play equipment in parks
- Religious/faith beliefs being disregarded
- All people should be treated with respect etc we are born equal.



## A Healthier Carmarthenshire

**Q33) Which **three** things do you value most in relations to your physical health and/or mental well-being?**

The **three** main options that were chosen for Carmarthenshire are listed as follows: *Feeling healthy and happy 44%, Having access to health and care services when I need them as close as possible to home or available through technology 30% and Being able to do the things I want to do to keep me active and happy 26%.*



Probing the results of Q33 by Community Areas and demography uncovers a variance in responses.

Community Area 1		Community Area 2		Community Area 3	
Feeling part of my community	31%	Being able to make the changes I want in my life	43%	Getting the support I need, when I don't feel well	19%
Being able to help others around me	30%	Being able to access to exercise opportunities	37%	Having access to health and care services when I need them as close as possible to home or available through technology	17%
Getting the support I need, when I need it, to help me when I can't look after myself	30%	Having a nice place to live	30%	Having opportunities to attend education and training	17%
Community Area 4		Community Area 5		Community Area 6	
Having opportunities to attend education and training	42%	Having a job and regular source of income	13%	Being able to help others around me	18%
Being supported to be able to live my life with a long-term health condition	36%	Having enough money to buy the things I need	15%	Having access to transport which is affordable and reliable	16%
Getting the support I need, when I don't feel well	31%	Being able to socialise with my family and friends	14%	Being able to help myself	15%

In Carmarthenshire, 'Having a job and regular source of income' (99%) was the highest scoring for those aged 16-64 whilst respondents aged 65+ put more value on 'Getting the support I need, when I need it, to help me when I can't look after myself' (66%).

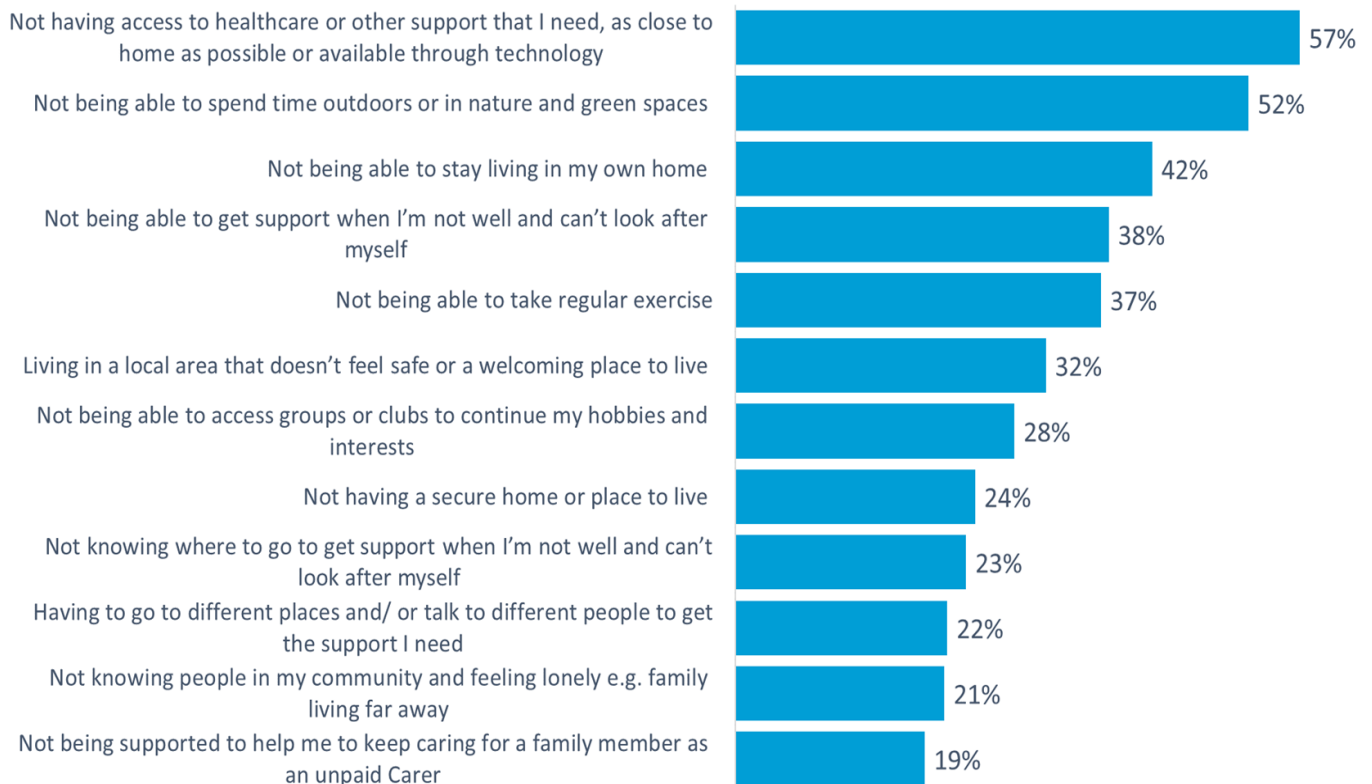
Female respondents also noted that what they would value most in relation to their physical and/or mental well-being would be 'Being able to enjoy nature and access outdoor and green spaces' (82%) whilst male respondents felt that 'Having a nice place to live' (42%) would be of more value to them.

Respondents on a higher income of £45k+ stated that what they valued most in relation to their physical health and/or mental well-being was 'being able to make the changes I want in my life' (43%) whilst those on the lower income of under £15k valued 'being supported to be able to live my life with a long-term health condition' (35%). Respondents that stated they were carers also valued 'being supported to be able to live my life with a long-term health condition' (33%) as well as those who stipulated they had a disability (85%).

Respondents that were expecting or had a baby in the last 6 months valued 'Feeling part of my community' (2%) whilst those on maternity/paternity leave valued 'Having a nice place to live' (2%).

**Q34) Thinking ahead over the next ten years, what concerns you the most about being able to stay physically and/or mentally well?**

In relation to thinking ahead over the next years about their physical and/or mental well-being Carmarthenshire residents were mostly concerned with ‘Not having access to healthcare or other support that I need, as close to home as possible or available through technology’ (57%).



However, in the Community Areas there was a variance from the responses received of what concerns residents had regarding their physical and/or mental well-being over the next ten years.

- Community Area 1 were more concerned with ‘Not being able to access groups or clubs to continue my hobbies and interests’ (23%)
- Community Area 2 ‘Not having a secure home or place to live’ (24%)
- Community Area 3 ‘Not having access to healthcare or other support that I need, as close to home as possible or available through technology’ (15%)
- Community Area 4 ‘Having to go to different places and/ or talk to different people to get the support I need’ (31%)

- Community Area 5 'Not being supported to help me to keep caring for a family member as an unpaid Carer' (19%)
- Community Area 6 'Living in a local area that doesn't feel safe or a welcoming place to live' (16%).

Respondents aged 16-64 were more concerned with the 'Not having a secure home or place to live' (73%) whilst those aged 65+ stated they were more concerned with 'not being able to stay living in my own home' (50%). Females were concerned with 'Not knowing people in my community and feeling lonely e.g., family living far away' (77%) whilst the male gender were mostly concerned with 'Not being able to take regular exercise' (31%). Respondents who described themselves as LGB also had concerns regarding 'Not knowing people in my community and feeling lonely e.g., family living far away' (7%) whilst those who described themselves as BME had concerns regarding 'Not having a secure home or place to live' (2%).

Respondents who had caring responsibilities main concern was 'Not being supported to help me to keep caring for a family member as an unpaid Carer' (59%) and those with disabilities were more concerned with 'Having to go to different places and/ or talk to different people to get the support I need' (44%). Respondents on a higher income of £45k+ stated that 'Living in a local area that doesn't feel safe or a welcoming place to live' (26%) was their main concern whilst those on the lower income of under £15k were more concerned with 'Having to go to different places and/ or talk to different people to get the support I need' (32%).



## Q35) Looking ahead, what could you do to improve your own physical and/or mental well-being?

This section was analysed by the Hywel Dda University Health Board



### **Well-being Assessment Report November 2021:**

**Qualitative analysis of health and wellbeing questions within the regional Public Services Board well-being surveys in the Hywel Dda University Health Board area  
(Report Authors: Charlotte Peat; Anna Bird; Dr Joanne McCarty)**

#### **Background**

The publication of a Public Services Board (PSB) Well-being Assessment is a requirement of the Well-being of Future Generations (Wales) Act 2015. Effectively involving people and communities is at the heart of improving well-being, therefore, engagement and consultation has been a key priority for PSB partners.

The three PSBs and the Regional Partnership Board worked collaboratively and developed a Regional Engagement and Consultation Framework. This provided a standardised approach to conducting the engagement and consultation activity for the Assessment of Local Wellbeing across the three PSB areas of Carmarthenshire, Ceredigion, and Pembrokeshire, and align with the work which is on-going to refresh the Population Needs Assessment.

An 'engagement led' approach was taken to ensure the views of our citizens are at the heart of the next set of PSB Well-being Plans. Engagement and Consultation are critical sources of information - they provide qualitative data which will help us to understand people's lived experiences, attitudes, and stories. Furthermore, this process will help identify gaps in the data and point to those groups that may be 'hidden' in numbers (for example, the homeless community). It will also complement the quantitative data gathered from the Well-being Survey, resulting in deeper and more 'nuanced' insights.

Engagement work with partners, stakeholders and citizens took place during August-October 2021 and initially focused on encouraging the completion of a Well-being Survey and targeted Focus Group discussions. Each PSB had its own survey, available in Welsh, English, Polish, Arabic and Romanian to reflect the most prevalent community languages. An Easy Read version was also developed, and citizens were able to complete the survey on-line or as a paper copy.

The Health Board, as a key statutory partner of the PSB, and provided specific support for the analysis of the Well-being Survey questions linked to “A Healthier Wales” which will contribute to the PSB Well-being Assessments, Population Needs Assessment and provide valuable insights to support the core work of the Health Board.

## **Methods**

The PSB ‘have your say’ wellbeing survey was carried out over 13 weeks and included an online survey and postal responses which were then inputted into the online database. The survey included three free-text answer boxes within the health and well-being section of the survey. These were questions 35 to 37 and these were included in this qualitative analysis. Respondents who completed the survey but did not input any free text for any of these three questions were not included in the analysis.

A thematic analysis was used and inductive coding with an iterative process of theme creation. Responses were assessed and grouped into initial themes. Once over half the responses had been looked at by two individuals, the common themes became clearer. These were used as the main themes in the analysis and each theme was assigned a ‘code’ or ‘keyword’. These themes were revisited over the remainder of the responses and informed by any new patterns emerging within the dataset. Any change was then reapplied to all responses.

No more than four themes were identified in any given answer for question 35, while no more than three themes were identified in any given answer for question 36. Hence, each answer for question 35 could be assigned up to four different ‘codes’ relating to four different themes and each answer for question 36 could be assigned up to three different ‘codes’.

Using Microsoft Excel™, the number of times each code had been assigned to the responses for each question could be counted. This was then extended to count the number of times each code, and hence theme, had occurred in subgroups of respondents – including those who answered ‘yes’ to having a disability, those aged 65 and over, and broken down into the three counties (Carmarthenshire, Ceredigion and Pembrokeshire). This count was then expressed as a percentage of the total number of respondents who had entered any free text for that particular question and were in each of these subgroups.

As a quality control measure, a random 10% of the responses were independently coded using the same set of themes and corresponding codes/ keywords by a second person. This resulted in a very high level of agreement in coding.

## Findings

A total of 1333 surveys were completed regionally. 573 surveys did not include any text response to all of questions 35, 36 and 37. 716, 618 and 199 gave a text response for question 35, 36 and 37 respectively. Answers provided by respondents would often include multiple themes or different points. Each percentage given in the below findings refers to the number of people mentioning a comment relating to a theme, out of the total number of people who gave any text response to that question.

Themes are described below in order of prevalence for each question/ subgroup.

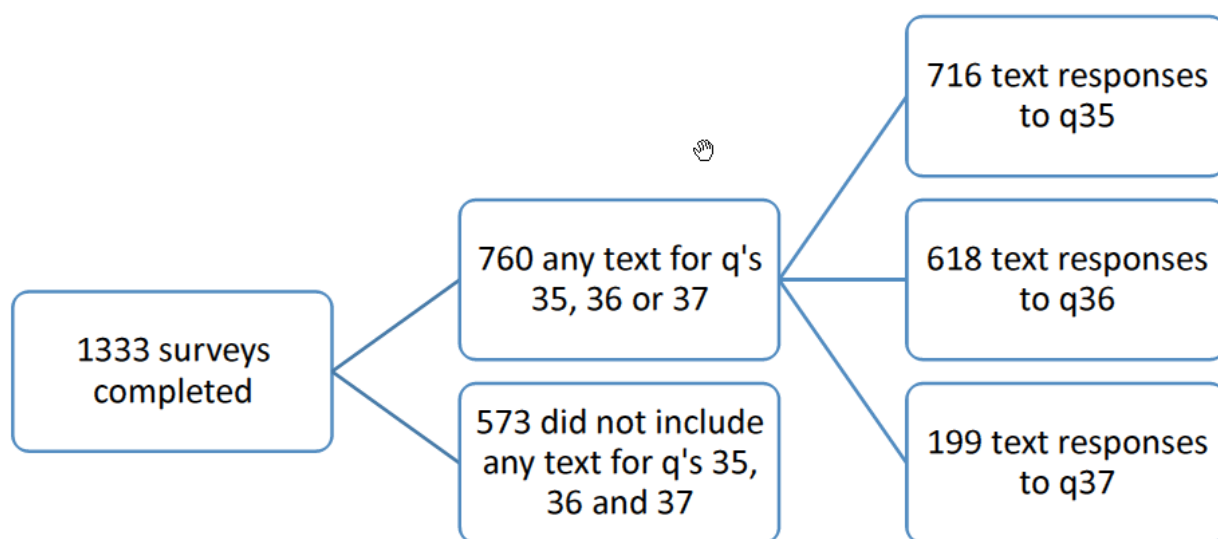


Figure 1. Flowchart of numbers of responses to question 35, 36 and 37

## Subgroups

Answer to questions 35 and 36 were then broken down into subgroups to identify any possible differences in answers to the whole survey population. This included looking at responses from those answering that they lived in each county (Carmarthenshire, Ceredigion and Pembrokeshire), those regionally answering 'yes' to having a disability or long-term health problem, and those regionally aged 65 and above.

There were 320 text responses to question 35 from respondents who answered that they lived in Carmarthenshire.

51% of people living in Carmarthenshire who answered the survey mentioned more exercise, keeping fit or staying active.

13% commented on staying connected with friends, family or community groups, or socialising more, with answers including "...meet with family and friends regularly...", "...stay in touch/ see loved ones" and "...meet and get to know more people...".

This was followed by getting outdoors/ accessing green space (8%), looking after own wellbeing (e.g. self-care, self-motivation) at 8% and improving or maintaining a healthy diet (8%).

A better work/life balance or working less hours/ retiring was mentioned by 8% of those in Carmarthenshire who answered question 35.

Answers given did combine comments on exercising or staying active and accessing green spaces or getting outdoors. Examples include “keep visiting beaches and other local beauty spots for exercise and pleasure” and “...exercise and enjoy the beautiful natural environment around me”.

### Q36) What if anything would need to be in place for you to do these things?

273 of those who answered question 36 also answered that they lived in Carmarthenshire. 12% of these people commented on ‘routes’ which included walking, cycling and riding routes or areas that are safe and well maintained. Comments included “local footpaths maintained, most are impassable due to overgrowth, rubbish or landowners blocking them”, “more bridle paths...”, “well-lit paths”, “more cycle paths...” and “footpaths away from traffic”. 10% commented on improved or improved access to healthcare services (including primary care, secondary care, mental health services and dental services), such as “...effective mental health services”, “better accessibility to primary care services...” and “NHS dental care being available”.

A greater availability of, or access to, leisure and exercise classes that are appropriate, affordable or free was mentioned by 10% of those living in Carmarthenshire who gave a text answer to question 36. Comments included “cheaper/easier access to leisure centre facilities, especially the swimming pool”, “leisure centres open more” and “free or reduced fee access to gym/ classes etc”.

9% mentioned a comment relating to support – being listened to and supported, improved social care support, or support from employers.

Q37) Any other comments on 'A Healthier Carmarthenshire'?

Question 37 was less commonly answered than the previous two questions with 199 text responses. It was felt that the answers to this question were predominantly a reiteration of previous points, very specific/ personal or very broad/ unrelated to the topic of health and wellbeing. Therefore, there were no clear themes, and no further analysis was performed on the answers to this question by the Hywel Dda University Health Board.

Total of **84 comments** received, here are a few recurring or possibly useful comments

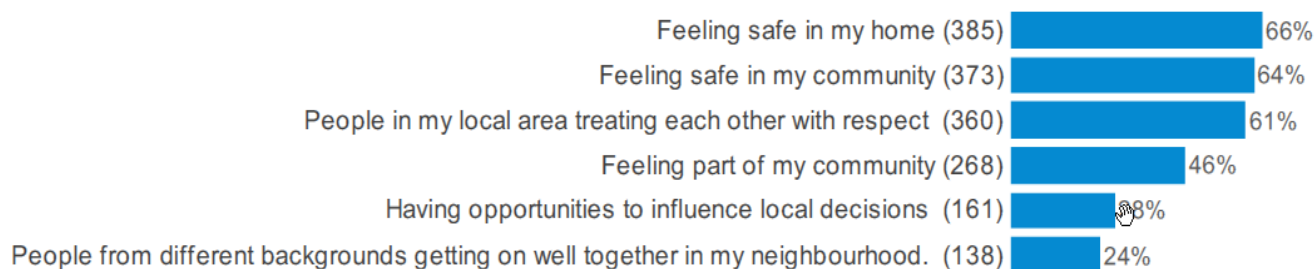


- Community volunteer transport services
- Improved public transport
- Getting to Hospital and GP appointments is a worry to many people
- Outdoor physical exercise is getting more challenging i.e., busier roads, larger and faster farm traffic, quiet electric cars and the threat of increased dog thefts
- Less focus on cycling and more consideration of other sports, horse riding, walking, swimming.
- Improved Green Spaces
- Accessible toilets in towns and villages
- Reduce waiting times with the NHS
- NHS to embrace technology
- Hospital access, GP and dental facilities need to be a priority for an ageing population.
- Improved access to GP services and therefore reduces the use of A&E
- How can it be conducive to healing for women having to accommodate males who identify as women in domestic refuges, rape crisis centres etc when those places exist because of male violence towards women and girls.
- Lack of mental health services
- More anti-alcohol & get up and walk campaigns

## A Carmarthenshire of Cohesive Communities

### Q38) Which **three** things do you value most about the community that you live in?

The **three** main options that the residents of Carmarthenshire valued most about the community that they lived in are listed as follows: *Feeling safe in my home 66%, Feeling safe in my community 64% and People in my local area treating each other with respect 61%.*



Probing the results of Q38 by Community Areas and demography once again uncovers some similarities as well as a variance in responses.

Community Area 1		Community Area 2		Community Area 3	
People from different backgrounds getting on well together in my neighbourhood.	23%	Feeling part of my community	26%	People in my local area treating each other with respect	15%
Feeling part of my community	23%	People from different backgrounds getting on well together in my neighbourhood.	26%	Having opportunities to influence local decisions	13%
Having opportunities to influence local decisions	23%	Having opportunities to influence local decisions	23%	Feeling safe in my home	13%
Community Area 4		Community Area 5		Community Area 6	
Feeling part of my community	25%	People in my local area treating each other with respect	15%	People from different backgrounds getting on well together in my neighbourhood.	18%
Having opportunities to influence local decisions	24%	Feeling safe in my home	14%	Feeling safe in my community	11%
Feeling safe in my home	24%	Feeling safe in my community	12%	People in my local area treating each other with respect	11%



In Carmarthenshire, ‘feeling safe in my community’ (71%) was the highest scoring for those aged 16-64 whilst respondents aged 65+ put more value on ‘feeling part of my community’ (35%).

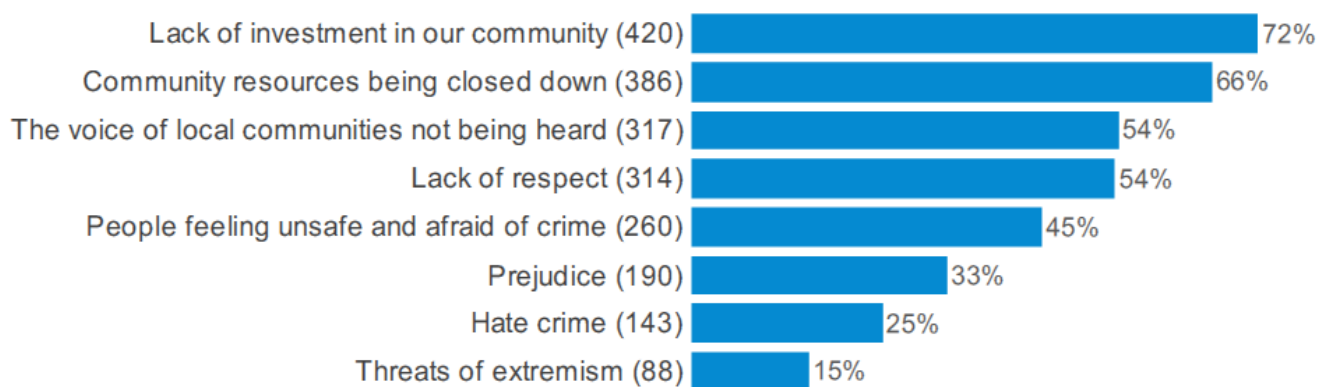
Female respondents noted that what they value most in relation to the community that they live in was ‘feeling safe in my own home’ (76%) whilst male respondents felt that ‘Having opportunities to influence local decisions’ (38%) was of more value to them.

Respondents on a higher income of £45k+ stated that what they valued most in relation to the community that they lived in was ‘Having opportunities to influence local decisions’ (29%) whilst those on the lower income of under £15k valued ‘people from different backgrounds getting on well together in my neighbourhood’ (21%). Respondents that stated they were carers said that ‘feeling part of their community’ (24%) was valuable to them and people who had a disability (32%) and those from a BME (2%) background said that ‘people from different backgrounds getting on well together in my neighbourhood’ would be valuable to them in their community.

Respondents with a religious (70%) belief valued ‘feeling part of the community’ as did those whose first language was stipulated to be Welsh (26%).

### Q39) Looking ahead, what concerns you the most about community cohesion?

In relation to community cohesion Carmarthenshire residents were mostly concerned with ‘lack of investment in their communities’ (72%).



However, in the Community Areas there was a variance from the responses received of what concerns residents had regarding good community cohesion in their neighbourhood.

- Community Area 1 were more concerned with ‘prejudice’ (22%)
- Community Area 2 ‘lack of investment in our community’ (23%)
- Community Area 3 ‘threats of extremism’ (18%)

- Community Area 4 ‘prejudice’ (27%)
- Community Area 5 ‘people in my local area treating each other with respect’ (15%)
- Community Area 6 ‘threats of extremism’ (20%).

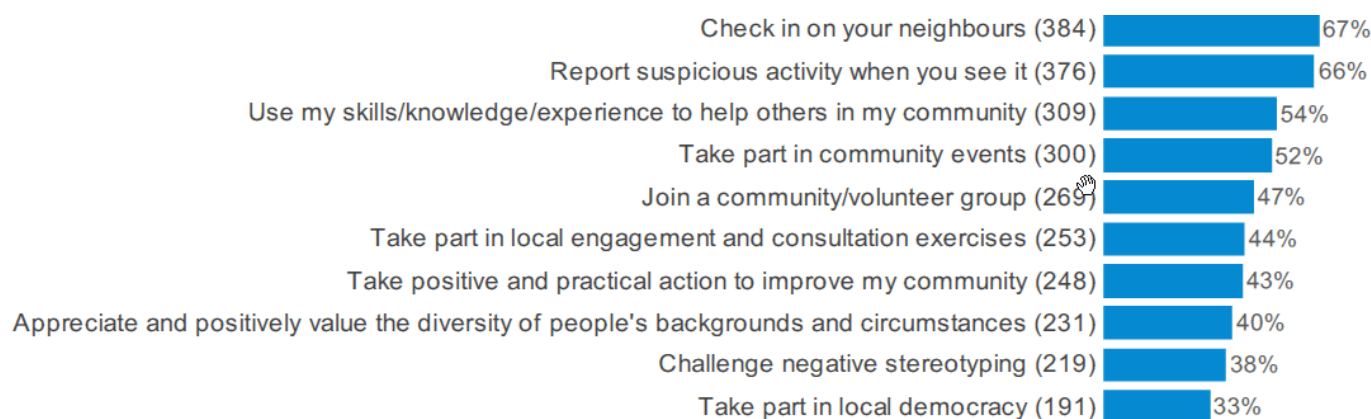
Respondents aged 16-64 were concerned with the ‘feeling part of their community’ (70%) whilst those aged 65+ (39%) and the male gender (29%) respondents stated they were more concerned with ‘the voice of local communities not being heard’. Female respondents were concerned with ‘threats of extremism’ (75%).

Respondents who described themselves as LGB also had concerns regarding ‘prejudice’ (7%) whilst those who described themselves as BME had concerns regarding ‘threats of extremism’ (2%).

Respondents who had caring responsibilities main concern was ‘the voice of local communities not being heard’ (25%) and those with disabilities were more concerned with ‘prejudice’ (31%). Respondents on a higher income of £45k+ stated that ‘lack of investment in their communities’ (27%) was their main concern whilst those on the lower income of under £15k were more concerned with ‘Hate crime’ (22%). A total of 84% of respondents who stipulated their first language to be English were concerned with ‘prejudice’.

#### Q40) What would you consider doing to help achieve good community cohesion in your neighbourhood?

To achieve good community cohesion in their neighbourhoods Carmarthenshire residents would consider ‘check in on their neighbours’ (67%).



There was a variance in the Community Areas as to what they would consider doing to achieve good community cohesion in their neighbourhood.

- Community Area 1 'use my skills/knowledge/experience to help other in my community' (23%)
- Community Area 2 would consider 'taking part in community events' (23%)
- Community Area 3 'report suspicious activity when you see it' (13%)
- Community Area 4 'join a community/volunteer group' (26%)
- Community Area 5 'check in on their neighbours' (13%)
- Community Area 6 'Take part in local democracy' (15%)

To achieve good community cohesion in their neighbourhood respondents aged 16-64 would consider 'take positive and practical action to improve my community' (79%) whilst those aged 65+ stated they would consider 'reporting a suspicious activity when they see it' (34%). Most female respondents would consider 'take part in community events' (80%) whilst the male gender would consider 'report suspicious activity when they see it' (34%) to achieve good community cohesion in their neighbourhood.

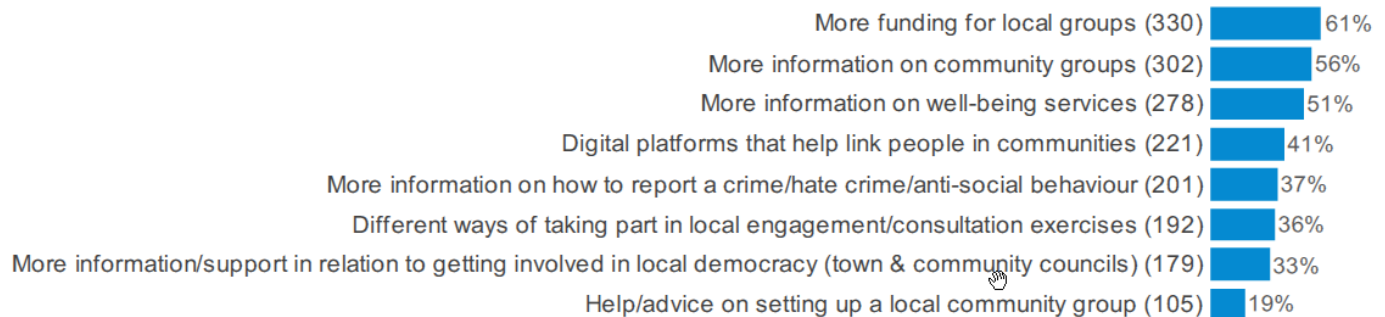
Respondents with caring responsibilities stated that they would also consider 'report suspicious activity when they see it' (25%) whilst respondents with disabilities would consider 'challenge negative stereotyping' (28%).

Respondents who were LGB stated that they would consider 'challenge negative stereotyping' (7%) and those that stipulated they were BME would consider 'taking positive and practical action to improve my community' (2%).

Respondents on a higher income of £45k+ stated that they would consider 'taking positive and practical action to improve my community' (32%) to make things fairer for everyone in their community whilst those on the lower income of under £15k would consider 'appreciating and positively valuing the diversity of people's backgrounds and circumstances' (19%).

#### Q41) What support would you need to be in place to do these things?

Most respondents stated that to help them achieve good community cohesion in their neighbourhood they would need support in ‘more funding for local groups’ (61%).



There was a variance in the Community Areas as to what they would support they needed to achieve good community cohesion in their neighbourhood.

- Community Area 1 ‘digital platforms that help link people in communities’ (26%)
- Community Area 2 ‘more information on community groups’ (21%)
- Community Area 3 ‘more information on how to report a crime/hate crime/anti-social behaviour’ (15%)
- Community Area 4 ‘more information on well-being services’ (26%)
- Community Area 5 ‘help/advice on setting up a local community group’ (17%)
- Community Area 6 ‘more information/support in relation to getting involved in local democracy (town & community councils)’ (16%).

Respondents aged 16-64 would like more support on ‘different ways of taking part in local engagement/consultation exercises’ (79%) whilst those aged 65+ stated they would like the support with ‘more information on how to report a crime/hate crime/anti-social behaviour’ (36%) to achieve good community cohesion in their neighbourhood. Female respondents would also like support with ‘more information on how to report a crime/hate crime/anti-social behaviour’ (77%) whilst the male gender would like support with ‘more information/support in relation to getting involved in local democracy (town & community councils)’ (30%).

Respondents who were LGB stipulated that they would require support with ‘help and advice on setting up a local community group (9%) whilst those stating they were transgender (7%) and respondents from the BME community (2%) stated that they would benefit with support on ‘more information/support in relation to getting involved in local democracy (town & community councils)’.

Respondents with caring responsibilities would like support with ‘more information on well-being services’ (27%) and those with disabilities would like support with ‘how to report a crime/hate crime/anti-social behaviour’ (28%). Respondents on a higher income of £45k+ stated that they would appreciate support with ‘help/advice on setting up a local community group’ (34%) and those on a lower income of £15k or less stated that support regarding ‘more information on well-being services’ (21%) would help them to good community cohesion in their neighbourhood.

Q42) Any other comments on 'A Carmarthenshire of Cohesive Communities'?

Total of **54 comments** received, here are a few recurring or possibly useful comments

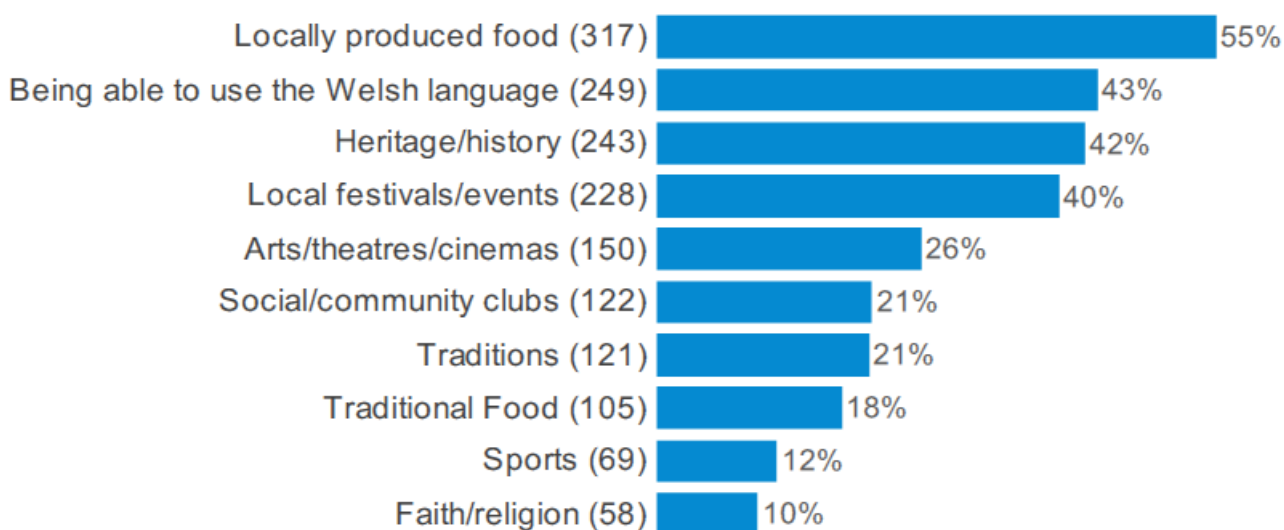


- Lack of funding in communities, centres, and village halls
- Even distribution of support across communities and not only via community councils
- Bring back Day Centres and Meals on Wheels
- Don't have the time to be involved
- Digital platform is great – but there is a percentage that does not have access
- Improved Digital connectivity
- Negativity against English incomers to take part
- Better access to information
- Better promotion of existing national directories such as Dewis and Infoengine
- Mobility issues that prevent me from being as involved
- Involvement of foreigners in social projects not only as volunteers

## A Carmarthenshire of vibrant culture and thriving Welsh language

Q43) Which **three** things do you value most in relation to your county's vibrant community and thriving Welsh language?

The **three** main options that the residents of Carmarthenshire valued most about their vibrant community and thriving Welsh language is listed as follows: *Locally produced food* **55%**, *Being able to use the Welsh language* **43%** and *Heritage/history* **42%**.



Probing the results of Q43 by Community Areas and demography uncovers a variance in responses.

Community Area 1		Community Area 2		Community Area 3	
Heritage/History	23%	Being able to use the Welsh language	26%	Faith/religion	17%
Sports AND Traditions	22%	Social/community clubs	26%	Social/community clubs	15%
Arts/theatres/cinemas	22%	Local festivals/events	24%	Heritage/History	14%
Community Area 4		Community Area 5		Community Area 6	
Traditional food	33%	Sports	17%	Arts/theatres/cinemas.	16%
Traditions	33%	Social/community clubs	16%	Sports	15%
Being able to use the Welsh language	28%	Local festivals/events	15%	Locally produced food	13%

In Carmarthenshire, 'being able to use the Welsh language' (76%) was the highest scoring for those aged 16-64 whilst respondents aged 65+ put more value on 'faith/religion' (55%).



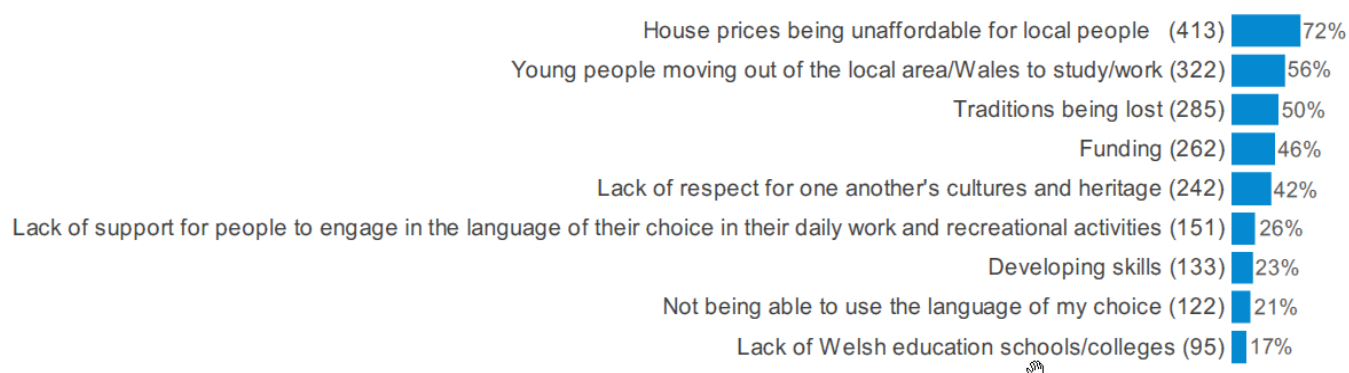
Female respondents noted that in relation to the county's vibrant culture and thriving Welsh language they valued 'local festivals/events' (79%) whilst male respondents felt that 'sports' (49%) was of more value to them.

Respondents on a higher income of £45k+ also stated that what they valued most in relation to a vibrant community with a thriving Welsh language was 'sports' (35%) whilst those on the lower income of under £15k valued 'faith/religion' (22%). Respondents that stated they were carers (29%) and those from the BME community (2%) said that 'traditions' what was more valuable. Respondents that stipulated they a disability (39%) and those that indicated they were transgender (11%) valued 'faith/religion' in their communities.

Respondents that chose English as their first language valued 'heritage/history' (87%) and 'local festivals/events' (87%) in their vibrant communities, whilst those who had chosen Welsh as their first language valued 'being able to use the Welsh language' (47%) in relation to the county's vibrant community and thriving Welsh language.

#### Q44) Looking ahead, what concerns you the most about your county's vibrant community and thriving Welsh language?

In relation to the county's vibrant community and thriving Welsh language Carmarthenshire residents were mostly concerned with 'house prices being unaffordable for local people' (72%).



Whilst there were some similarities in the Community Areas there was also a variance from the responses received of what concerns residents had regarding the county's vibrant community and thriving Welsh language.

- Community Area 1 were concerned with 'young people moving out of the local area/Wales to study/work' (24%)
- Community Area 2 'not being able to use the language of my choice' (27%)

- Community Area 3 ‘developing skills’ (16%)
- Community Area 4 ‘not being able to use the language of my choice’ (29%)
- Community Area 5 ‘funding’ (14%)
- Community Area 6 ‘funding’ (14%).

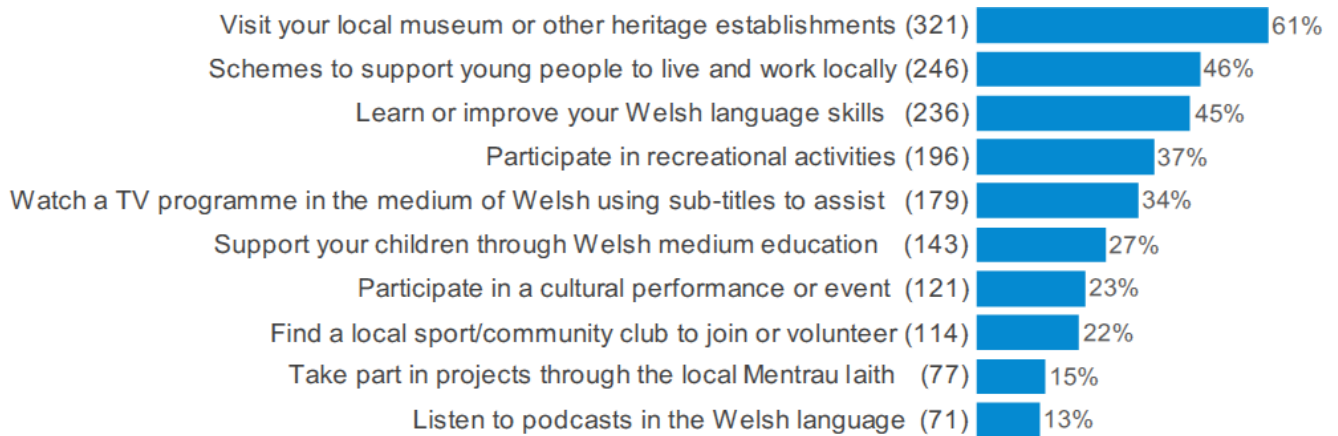
Respondents aged 16-64 were concerned with the ‘lack of Welsh education/schools’ (77%) whilst those aged 65+ were concerned about ‘not being able to use the language of my choice’ (34%). Female respondents were concerned about ‘young people moving out of the local area/Wales to study/work’ (76%) whilst the male respondents were concerned about ‘not being able to use the language of my choice’ (33%).

Respondents who described themselves as LGB were concerned about ‘lack of Welsh education schools/colleges’ (5%) and ‘lack of support for people to engage in the language of their choice in their daily work and recreational studies’ (5%) whilst those who described themselves as BME had concerns regarding ‘developing skills’ (2%). People from the transgender community were concerned about ‘lack of support for people to engage in the language of their choice in their daily work and recreational activities’ (9%).

Respondents who had caring responsibilities main concern was ‘developing skills’ (27%) and those with disabilities were more concerned with ‘not being able to use the language of their choice’ (29%). Respondents on a higher income of £45k+ stated that ‘young people moving out of the local area/Wales to study/work’ (28%) was their main concern whilst those on the lower income of under £15k were more concerned with ‘traditions being lost’ (19%). A total of 86% of respondents who stipulated their first language to be English were concerned with ‘developing skills’ and respondents that stated they held a religion/belief were concerned about ‘lack of Welsh education schools/colleges’ (72%).

#### Q45) What would you consider doing to help achieve a vibrant community with a thriving Welsh language?

To help achieve a vibrant community with a thriving Welsh language Carmarthenshire residents would consider 'visit their local museum or other heritage establishment' (61%).



There was a high response to being able to 'learn or improve Welsh language skills' from the Community Areas as well as other variance as to what they would consider doing to help them achieve a vibrant community with a thriving Welsh language.

- Community Area 1 'learn or improve Welsh language skills' (23%)
- Community Area 2 would consider 'find a local sport/community club to join or volunteer' (27%)
- Community Area 3 'participate in a cultural performance or event' (14%)
- Community Area 4 'take part in projects through the local Mentrau Iaith' (33%)
- Community Area 5 'learn or improve Welsh language skills' (14%)
- Community Area 6 'learn or improve Welsh language skills' (14%)

To help achieve a vibrant community with a thriving Welsh language respondents aged 16-64 would consider 'take part in projects through the local Mentrau Iaith' (86%) whilst those aged 65+ stated they would consider 'visiting their local museum or other heritage establishment' (34%). Respondents of the female gender would consider 'learning or improving their Welsh language skills' (77%) whilst the male respondents would consider 'taking part in projects through the local Mentrau Iaith' (27%) or 'participate in a cultural performance or event' (27%) in order to help them to achieve a vibrant community with a thriving Welsh language.

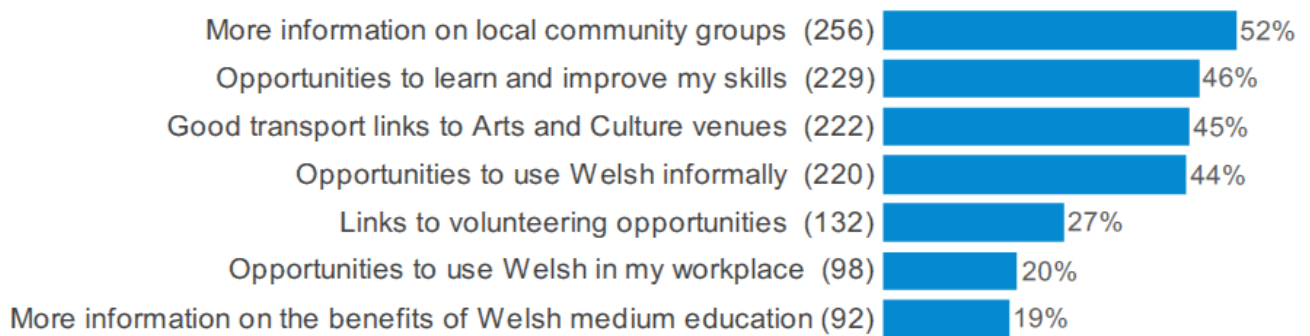
Respondents with caring responsibilities stated that they would consider 'take part in projects through the local Mentrau Iaith' (32%) whilst respondents with disabilities would consider 'watching a TV programme in the medium of Welsh using sub-titles to assist' (25%).

Respondents who were LGB stated that they would consider 'listening to podcasts in the Welsh language' (9%) as did respondents that noted they were BME (2%)

Respondents on a higher income of £45k+ stated that they would consider 'supporting their children through Welsh medium education' (43%) to help achieve a vibrant community with a thriving Welsh language whilst those on the lower income of under £15k would consider 'watching a TV programme in the medium of Welsh using sub-titles to assist' (17%). Respondents that stipulated English as their first language would consider 'learning or improving their Welsh language skills' (90%).

#### Q46) What support would you need to be in place to do these things?

Most respondents stated that to help them achieve a vibrant community with a thriving Welsh language they would need support in 'more information on local community groups' (52%).



There was a variance in the Community Areas as to what they would support they needed to achieve good community cohesion in their neighbourhood.

- Community Area 1 'opportunities to use Welsh informally' (21%)
- Community Area 2 'opportunities to use Welsh in the workplace' (27%)
- Community Area 3 'opportunities to use Welsh in the workplace' and 'good transport links to Arts and Culture venues' (12%)
- Community Area 4 'more information on local community groups' (26%)
- Community Area 5 'links to volunteering groups' (17%)
- Community Area 6 'more information on local community groups' (15%).

Respondents aged 16-64 would like more support on 'opportunities to use Welsh in the workplace' (85%) whilst those aged 65+ stated they would like the support with 'good transport links to Arts and Culture venues' (39%) to help them achieve a vibrant community with a thriving Welsh language. Female respondents would like support with 'opportunities to use Welsh informally' (76%) whilst the male gender would like support with 'more information on the benefits of Welsh medium education' (34%).

Respondents who were LGB stipulated that they would require support with ‘opportunities to use Welsh informally’ (6%) as did respondents stating that they were transgender (7%) whilst respondents from the BME community stated that they would benefit with support on ‘links to volunteering opportunities’ (2%).

Respondents with caring responsibilities would like support with ‘opportunities to learn and improve my skills’ (30%) and those with disabilities would like support with ‘good transport links to Arts and Culture venues’ (29%). Respondents on a higher income of £45k+ stated that they would appreciate support with ‘opportunities to use Welsh in the workplace’ (33%) and those on a lower income of £15k or less stated that support regarding ‘good transport links to Arts and Culture venues’ (21%) would help them achieve a vibrant community with a thriving Welsh language.

87% of respondents who stipulated English as their first name stated they would like support with ‘Opportunities to learn and improve my skills’.

#### Q47) Any other comments on ‘A Carmarthenshire of vibrant culture and thriving Welsh language’?

Total of **49 comments** received, here are a few recurring or possibly useful comments

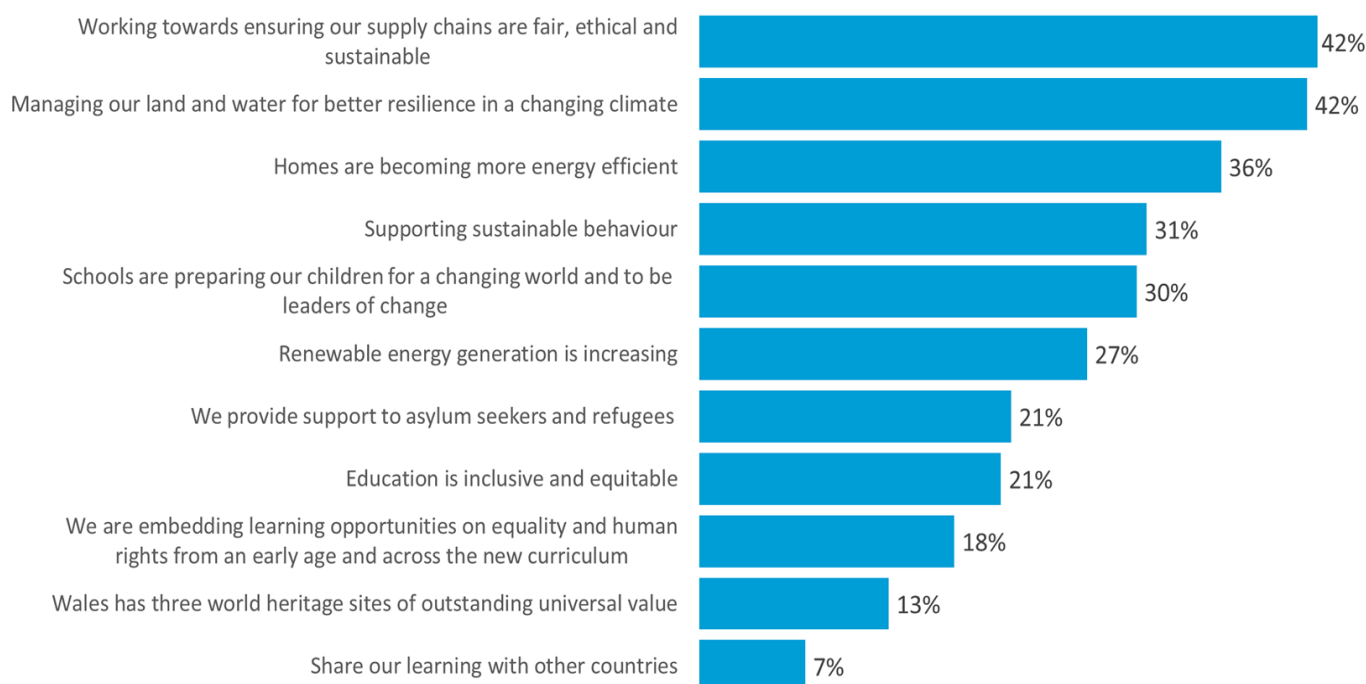
- To include Welsh in business can be expensive with little financial return in investment
- Welsh is a difficult language to learn unless done so from an early age
- More accessible and subsidised adult Welsh lessons
- Support groups for non-Welsh speaking parents helping with Welsh homework
- Too much pressure to speak Welsh
- Losing well qualified staff just because they cannot speak Welsh
- Need to ensure that workplaces nurture, use and develop young people’s Welsh skills that have received Welsh Education
- This is a bilingual community. There should be no discrimination on either side
- There seems to be less opportunity to speak Welsh in our community in areas such as the Surgery, Chemist, Library, Hospital, local shops and on the buses
- The language is very important and should encourage more people to learn and use it.



## A Responsive Carmarthenshire

Q48) Which **three** things do you value most in your county's global responsibility?

The **three** main options that the residents of Carmarthenshire valued most about their county's global responsibility are listed as follows: *Working towards ensuring our supply chains are fair, ethical and sustainable 42%, Managing our land and water for better resilience in a changing climate 42% and Homes are becoming more energy efficient 36%.*



Probing the results of Q43 by Community Areas and demography uncovers a variance in responses.

Community Area 1		Community Area 2		Community Area 3	
Share our learning with other countries	24%	Share our learning with other countries	38%	Wales has three World heritage sites of outstanding universal value	16%
Wales has three World heritage sites of outstanding universal value	23%	Wales has three World heritage sites of outstanding universal value	27%	Homes are becoming more energy efficient	15%
Working towards ensuring our supply chains are fair, ethical and sustainable	23%	Education is inclusive and equitable	25%	We provide support to asylum seekers and refugees	14%
Community Area 4		Community Area 5		Community Area 6	
We are embedding learning opportunities on equality and human rights from an early age	29%	Managing our land and water for better resilience in a changing climate	15%	We provide support to asylum seekers and refugees	15%



and across the new curriculum					
Homes are becoming more energy efficient AND Renewable energy generation is increasing	25% 25%	Homes are becoming more energy efficient	15%	We are embedding learning opportunities on equality and human rights from an early age and across the new curriculum	15%
Managing our land and water for better resilience in a changing climate	24%	Working towards ensuring our supply chains are fair, ethical and sustainable	14%	Supporting sustainable behaviour	13%

In Carmarthenshire, respondents aged 16-64 valued 'We are embedding learning opportunities on equality and human rights from an early age and across the new curriculum' (83%) whilst respondents aged 65+ put more value on 'Wales has three World heritage sites of outstanding universal value' (41%).

Female respondents noted that in relation to valuing the county's global responsibility they valued 'We are embedding learning opportunities on equality and human rights from an early age and across the new curriculum' (84%) whilst male respondents felt that 'renewable energy generation is increasing' (36%) was of more value.

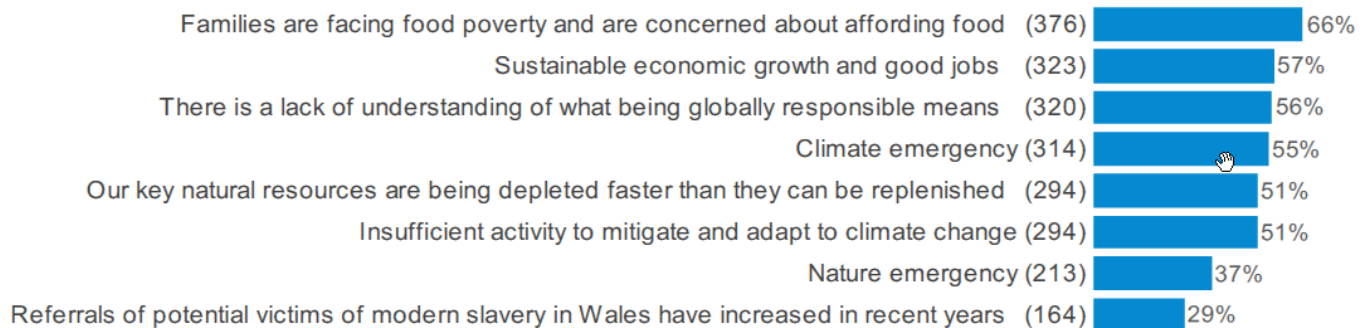
Respondents on a higher income of £45k+ also stated that what they valued most in relation to a county that was globally responsive was 'supporting sustainable behaviour' (32%) whilst those on the lower income of under £15k wanted to 'share our learning with others' (22%). Respondents that stated they were carers (26%) and those who stipulated they were disabled (29%) valued 'homes are becoming more energy efficient'. Respondents from the LGB (6%) and the BME community (3%) stipulated that they valued 'we provide support to asylum, seekers and refugees'.

Respondents that stipulated they were transgender (10%) and those that stipulated they held a religion (73%) thought we should 'share our learning with other countries'.

Respondents that chose English as their first language valued 'managing our land and water for better resilience in a changing climate' (85%) and 'local festivals/events' (87%) in their vibrant communities, whilst those who had chosen Welsh as their first language valued 'sharing our learning with other countries' (38%) in relation to the county's global responsibility.

#### Q49) Looking ahead, what concerns you the most about your county's global responsibility?

In relation to what concerns residents most about the county's global responsibility was 'families facing food poverty and that are concerned about affording food (66%).'.



However, in the Community Areas there was a variance from the responses received of what concerns residents had regarding the county's global responsibility even though some areas were in agreement with their responses.

- Community Area 1 were concerned with 'nature emergency' (23%)
- Community Area 2 'sustainable economic growth and good jobs' (24%)
- Community Area 3 'nature emergency' (15%)
- Community Area 4 'referrals of potential victims of modern slavery in Wales have increased in recent years' (25%)
- Community Area 5 'insufficient activity to mitigate and adapt to climate change' (13%)
- Community Area 6 'referrals of potential victims of modern slavery in Wales have increased in recent years' (15%).

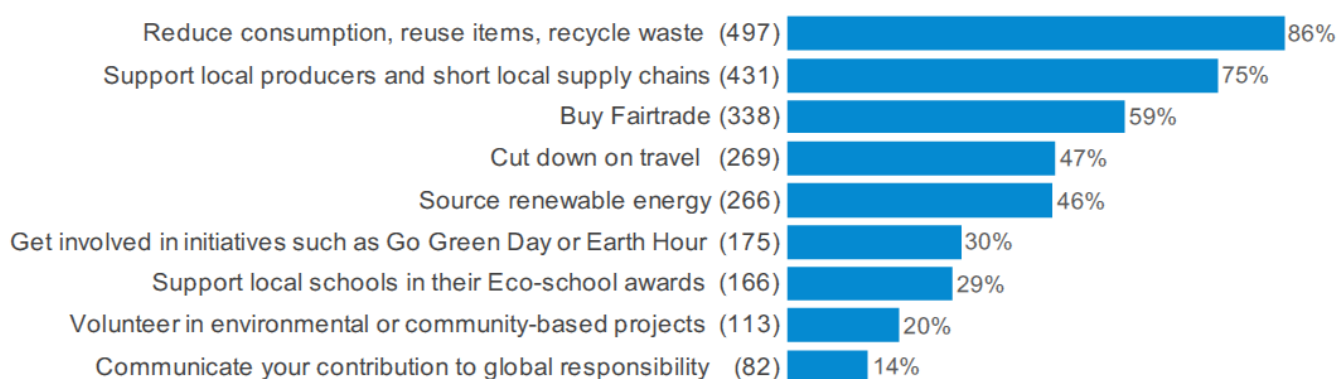
Respondents aged 16-64 were concerned with the 'referrals of potential victims of modern slavery in Wales have increased in recent years' (73%) whilst those aged 65+ were concerned about 'our key natural resources are being depleted faster than they can be replenished' (35%). Female respondents were concerned about 'referrals of potential victims of modern slavery in Wales have increased in recent years' (77%) whilst the male respondents were concerned about 'sustainable economic growth and good jobs' (29%).

Respondents who described themselves as LGB were concerned about 'our key natural resources are being depleted faster than they can be replenished' (5%) whilst those who identified as BME had concerns regarding 'sustainable economic growth and good jobs' (2%). People from the transgender community were concerned about 'referrals of potential victims of modern slavery in Wales have increased in recent years' (8%).

Respondents who had caring responsibilities main concern was ‘there is a lack of understanding of what being globally responsible means’ (24%) and those with disabilities were more concerned with ‘referrals of potential victims of modern slavery in Wales have increased in recent years’ (28%). Respondents on a higher income of £45k+ stated that ‘climate change’ (28%) was their main concern whilst those on the lower income of under £15k were more concerned with there is a lack of understanding of what being globally responsible means’ (19%). A total of 88% of respondents who stipulated their first language to be English were concerned with ‘insufficient activity to mitigate and adapt to climate change’ and respondents that stated they held a religion/belief were concerned about ‘sustainable economic growth and good jobs’ (63%).

#### Q50) What could you do to help your community be globally responsible?

To help achieve their community be globally responsible Carmarthenshire residents stated that they could ‘reduce consumption, reuse items, recycle waste’ (86%).



There was a variance in the Community Areas as to what they would consider doing to help their community be globally responsible.

- Community Area 1 ‘volunteer in environmental or community based projects’ (24%)
- Community Area 2 would consider ‘reduce consumption, reuse items, recycle waste’ (21%)
- Community Area 3 ‘buy Fairtrade’ (13%)
- Community Area 4 ‘communicate your contribution to global responsibility’ (28%)
- Community Area 5 ‘get involved in initiatives such as Go Green Day or Earth Hour’ (14%)
- Community Area 6 ‘communicate your contribution to global responsibility’ (17%)

To help their community be globally responsible respondents aged 16-64 would consider ‘get involved in initiatives such as Go Green Day or Earth Hour’ (83%) whilst those aged 65+ stated

they would consider ‘buy Fairtrade’ (33%). Respondent of the female gender would consider ‘communicate your contribution to global responsibility’ (83%) whilst the male respondents would consider ‘source renewable energy’ (29%) in order to help their community to be globally responsible.

Respondents with caring responsibilities stated that they would consider ‘volunteer in environmental or community-based projects’ (23%) whilst respondents with disabilities would consider ‘communicate your contribution to global responsibility’ (32%).

Respondents who were LGB stated that they would consider ‘volunteer in environmental or community-based projects’ (5%) whilst those that stipulated they were BME said they would consider ‘communicate your contribution to global responsibility’ (2%).

Respondents on a higher income of £45k+ stated that they would consider ‘support local schools in their Eco-school awards’ (32%) to help achieve a vibrant community with a thriving Welsh language whilst those on the lower income of under £15k would consider ‘volunteer in environmental or community-based projects’ (22%).

#### Q51) What support would you need to be in place to do to these things?

Most respondents stated that to help their community be globally responsive they would need support in ‘information on sourcing local food and resources’ (71%).



There was a variance in the Community Areas as to what they would support they needed to achieve good community cohesion in their neighbourhood.

- Community Area 1 ‘information on decarbonisation and the circular economy’ (24%)

- Community Area 2 ‘workplace projects and training’ (26%)
- Community Area 3 ‘ideas on alternative ways to travel’ (14%)
- Community Area 4 ‘information on sourcing renewable/green energy, community energy opportunities and energy from waste possibilities’ (24%)
- Community Area 5 ‘information on ethical businesses’ **and** ‘opportunities to become involved’ (15%)
- Community Area 6 ‘opportunities to celebrate our diverse communities’ (15%).

Respondents aged 16-64 would like more support on ‘workplace projects and training’ (83%) whilst those aged 65+ stated they would like the support with ‘information on sourcing renewable/green energy, community energy opportunities and energy from waste possibilities’ (29%) to help them achieve a globally responsible community. Female respondents would like support with ‘opportunities to celebrate our diverse communities’ (81%) whilst the male gender would like support with ‘information on decarbonisation and the circular economy’ (30%).

Respondents who were LGB stipulated that they would also like support with ‘opportunities to celebrate our diverse communities’ (6%) as did respondents that identified as BME (3%), whilst respondents stating that they were transgender would like support with ‘workplace projects and training’ (10%).

Respondents with caring responsibilities would like support with ‘opportunities to become involved’ (24%) and those with disabilities would like support with ‘opportunities to celebrate our diverse communities’ (32%). Respondents on a higher income of £45k+ also stated that they would appreciate support with ‘opportunities to celebrate our diverse communities’ (29%) and those on a lower income of £15k or less stated that support regarding ‘opportunities to become involved’ (20%) would help them achieve a globally responsible.

## Q52) Any other comments on 'A Responsive Carmarthenshire'?

Total of **63 comments** received, here are a few recurring or possibly useful comments



- Introduce a 'one-stop shop' for all environmental issues and advice in every town centre
- Informing people of opportunities and using existing resources and better partnership working
- Introduce a community consultation panel to identify initiatives, test ideas
- Plans exist, just need access to funding
- Financial incentives for businesses to make local and sustainable produce more affordable
- Some affordable small trading estates where local machine shops or food producers could work from
- Encouraging companies to become Fairtrade themselves
- Grants for micro energy production
- Explore community based renewable energy schemes
- Reducing motor vehicle travel in rural community is difficult when we need to travel 10 miles to the nearest school, shop, work etc.
- For alternative ways to travel we need an integrated and affordable public transport network
- What about fair trade for our farmers?
- Educate people with basic skills on how to make spaces for wildlife in our gardens, vegetable growing, 'no mow' patches etc.
- Develop the old Debenhams Building it into affordable flats.
- Stop using green land for housing
- The world needs to look at the larger countries, changes in the UK and Wales only will not much difference



# Qualitative evidence collated at events

---

## Welsh Language Strategic Forum

20.09.2021

### Economic Well-being

- The importance of a range of diverse jobs
- Need training for the future specifically in the digital field
- Need a range of jobs – there is an over-reliance of public sector jobs, but public sector investment is needed to create that diversity
- Digital and new skills – there is a special platform in the county to create further opportunities
- Need to develop Carmarthen as a digital centre – The Egin Phase 2 was mentioned and the potential of having units around the county to share the opportunities and expertise. It is possible to dovetail with the City Deal
- We talked about Digital Poverty and how to support young people and students to do their job. Similarly, consideration needs to be given to the people who have moved to the county and how the structure of the community is changing
- Similarly, in terms of mobile phone link and further back-to-back considerations – how can the City Deal support the rural agenda?
- Work flexibility offers us the opportunity now to fill skills gaps that exist in the county
- Can opportunities for community and social initiatives be promoted? More encouragement is needed to establish it and share more information
- The relationship between the Welsh language and the Economy needs to be looked at further
- Apprenticeships / Graduate Trainees

### Social Well-being

- The need to share information – ensuring continuous communication structures – needs to create a sense of community belonging and ownership. We need an ongoing conversation.
- A sense of community but only 50% - what is the reason for this? Similarly, why do only 19% of people think they have influence – what is people's impression of the public sector? These statistics underline the need for more engagement opportunities. Need to look after the local councils – can they fill a gap in terms of opportunities for discussion and engagement. Traditional structure is deteriorating – what is the impact of this on the Welsh language? The Welsh language is essential in cohesive communities – how do we assimilate migrants?
- A feeling of belonging and respect?

- Promoting the Welsh Language?
- How do we advertise the opportunities – how can we contribute to our communities / give something back?
- Does digital capacity kill our communities? Have we forgotten how to talk? Impact of this on sport – local rugby clubs losing younger groups of sports. And it's hard to create something new. The whole community needs to be involved.
- How can digital media be developed positively?
- Young people / teens – a particular challenge in terms of self-awareness. How do we get to the young people who don't usually step up? The Llandeilo area was mentioned and young people who fall between two stools? They need sharp and quick opportunities to express their views.

#### Cultural Well-being

- Llandeilo Heritage Centre – a dedicated member of staff to support that work. Links with Amgueddfa Cymru – National Museum Wales and the National Library – more opportunities to visit and locations important to local history and heritage.

## Healthy Environment Delivery Group

21.09.2021

- Nature Positive 2030 is due to be published soon and will be forwarded when available
- Importance of including the National Milestones and Indicators be fed into the well-being survey
- Very close to being in an environmental drought which is different to water company drought
- Consider local community into new developments to ensure community cohesion e.g. sports pitch, allotments, woods etc., other community type facility within the development e.g. could hospital be an energy asset, where buses can recharge batteries.
- Grid capacity across the county could be an issue for further expansion, this has been flagged up to the WG – was supported as an issue
- Non phosphate zones so that renewables can be installed
- Forest, wood, and trees – finding land next to large urban areas is difficult as owners are waiting for development to be granted.
- Forward Planning have commissioned a green and blue infrastructure strategy to determine what opportunities and needs there are within the county for developing more green and blue infrastructure. There is an assessment saying what currently exists, but this strategy would highlight what communities need e.g., amenity value, alleviating flood risk, connectivity of habitats etc. As part of this, three workshops will be conducted, internal stakeholder within authority, Councillors and 8 identified settlements.

## Armed Forces Community Stakeholders

22.09.2021

### **Economic Wellbeing:**

Veterans leave service looking for roles in community. Skills fit lesser paid than they are currently paid for the skill set in the Armed Forces (AF). Higher paid jobs in West Wales.

Some veterans can't always transfer skills into civilian community. Missed skills in CV, don't realise how much they learn in AF.

GIS schemes for employers. Knowing what companies could give that.

Resettlement CV writing, jobs in Health Board and Council. All on forms, no training on how to fill in form. Understanding what the roles in AF equate to in civvy-street.

Qualifications in military at NVQ level 3 titles rather than what I had to do to put that together and study.

In addition, their family moving feel impact of moving and stability. Having the transition from one post to another and be mindful.

Wife had to stop work for childcare experience – barriers to working struggle to get jobs compared to built-up areas. Some dependants don't like the prospect of moving to remote areas.

Elements for service children. Economic wellbeing for service children? Children should be supported into filling in applications, help with language to transfer. Once in employment supported to upskill, prepare for management role. Trying to offer 'try before you buy scheme for AF Community', to give them some experience. Only offer to veterans - could extend the offer to family members?

### **Social:**

Feeling of community – very close-knit community, wife of. Social detached/dislocated from an immediate support network. Especially for dual serving couples when one person leaves, especially with children and one perhaps is the primary carer in a new location.

Triple impacted when the non-serving ex serving was trying to integrate back into the community.

A lot of ignorance in AF Community as the help and support available in local area. Need to be aware that you are a member or dependant and that all the support and infrastructure support is available.

Service Children and awareness amongst parents – “didn’t know that my eldest is a service child – helpful to know this”. Need more awareness on what a service child is.

Consideration of use of the language = Veteran? Self-Identification of Veteran. Better - ‘Are you part of the armed forces community’?

Moved to Cross Hands with son and daughter in law. Parent groups difficult. Struggled with Welsh language. Struggled to get involved owing to the Welsh integration into Welsh speaking community.

Enrolled child into school but told ‘no’ because not a Welsh speaker. Support for Welsh Language education and positive action with integration with integration into Welsh Communities.

### **Cultural:**

Lucky in West Wales area with things that you can do as a family. There is so much to do, culturally diverse in West Wales. There is so much to do as a family. Don’t promote and advertise well. The opportunities that we have.

Summer months congested owing to the holiday traffic, great to have tourists but road infrastructure does not support the influx of tourists.

Haverfordwest 15 mins to work, in summer months plenty of things to do here but transport links are lacking which makes up for the lack of infrastructure. Lots of service personnel settle in West Wales.

### **Environmental:**

Lots to do and visit. Transport links future friendly.

More bus shelters along the routes.

Problem for serving personnel predominantly able to park, things are dictated to where you can park for somewhere to park. Difficult to park.

What is important to us as families how much we appreciated the outdoor space – think about outdoors spaces when you build houses. When build houses in the planning stage need to incorporate into planning stage. Think greener in future – infrastructure in the future.

Garden project in Links, having outdoors spaces that was quiet and not in town. Space to be quiet and think. People open up.

Much more investment into usable outdoor spaces, in the local communities. Veterans benefit well for meeting in outdoor spaces and can function well in outdoor spaces. When we design houses think about accessibility to houses.

Veterans can operate and maintain currency and deliver capability outside. Well versed to operating outside. Actively stay in 14sREW because of the green environment around them.



# Armed Forces Services Provider Group

---

29 September 2021

## **Economic:**

Families Federation receive lots of phone calls - ARAP situation triggered PTSD. Had veterans walked out of jobs, economic impact on household, furlough ended. Lots of courses being run by charities to facilitate accessing work. However, colleges are not running courses as there is a minimum number required. This has impacted on courses available. People want to retrain, but courses not available.

Furlough ends completely – next month – IMPACT of the fall out is anticipated to be vast.

Citizen's advice – end of furlough. Prior to COVID not many claiming, but now since COVID encountering these issues stress and worry about finance. Support needed to get through transition period. Advice about finances debt, benefits.

H4H seeing increase vets and families struggling. ARAP and finance perspective, emergency grant for food and basic staples for families, changes in employment and mental health impact on families. Increase in psych services, delays in benefits PIP. National delay

ARAP – new service for refugees and their families, CBT with social and psych support.

VC Gallery – increase in veterans presenting with PTSD, psychosis, increase in this.

Alabare – concur with Families Foundation. Veterans in majority are unemployed at time. Delays with benefits and PIP, housing benefit applications delay, increase in homeless veterans owing to emergency provision in housing coming to an end.

## **Social:**

Factors: Quality affordable housing - massive issue. Ready to move on from supported housing but lack of accommodations to move onto. Issue- Finding employment to sustain their financial wellbeing.

What needs to change: -

- Veterans – affordable housing that meets the needs.
- Access to veterans focussed health care.
- Awareness of what the charities do are made aware to the general pop. Training and employment needed. Charities provide with accredited training, but employment is limited.
- Veteran friendly employers – big employers to get veterans into employment.
- PR campaign for veteran friendly employers. Making a proactive campaign.
- Jobs notice board in council that are armed forces friendly.

Town Council – not garrison community. Have lots of veterans in Llanelli area. Do what we can to support veterans. Work closely with Carmarthen County Council.

Lots of regeneration happening in Llanelli. Infrastructure investment. Drawing projects together and trying to highlight opportunities. Difficulties with Furlow coming to end – work together to ID opportunities. Need to work together with charities, to help veteran community. Need to share and market the opportunities to the veterans Community.

H4H – echo quality affordable housing. Housing adaptations delayed waiting lots. Impact on accessibility to community. Community hubs started. Integrated work with change step, etc. having a clinical presence, we look holistically to see what we can sp. Veterans need companionship, regain social interaction, they are hesitant about re-joining community life, Integrated working partnership in supporting our Veterans is needed.

Future generations: VC Gallery – hub model and soft model approach. VC Gallery have multiple access points, through their various activities that they run. Presenting veterans with multiple complex needs. Wholistic assessments are best practice. Getting veterans into mind set for preparing and upskilling people is challenging; to get digital skills. Continually working with police, ambulance, and other agencies.

Service children – Families Federation – Need multi agency support. There is no joined up system, across the public sector authorities so the collateral damage is picked by third sector. Need a much more joined up approach for third sector. Multi agency approach with a system that has joined up information about service children that both public and third

sector can access. Service children may be on the radar of one local authority area, and then move on and drop off the radar in new area.

### **Cultural:**

Investment in long term in the creative arts industry and more dispersed investment. Major investment needed.

We don't have arts offers in LAs. In local theatres there are no outreach programs. Need to bring back art outreach programs, work with theatres more: not just selling tickets. Not funded, don't have capacity. Just selling shows.

Creative arts – is there scope for doing outreach by the Local Authority, not the arts council for Wales. Community arts have taken a hammering, a lot of arts orgs that deliver on the ground are cash strapped. They need some early funding to do progressive work over the long term.

Llanelli Town Council. – session with People Speak Up was good. Furnace Theatre, delivering across the region. Talking and engaging with community, capturing the story of communities. This is what needs to be celebrated. The story square- resource pack, talking to young people in Llanelli about heritage with WW1 and WW2. Provided resource packs with schools. Need to educate young people, culture, arts story telling stories e.g., Connect 2021 project – primary schools in Llanelli. Citizen-ship programs – what it is to be a good a citizen. A lot is about young person's identity with within community and how they feel within the community. Running through the Town Council is education around democracy, voting, WBOFG Act and what that means. Transition program to secondary school. More education at classroom level on culture and diversity. Need CLEVER Engagement with the arts institutes. Llanelli is one of 10 funding area in Wales. What does culture mean? Looking at culture in a very different way. Multicultural network in Carmarthenshire. Joint working and Joint resourcing are needed.

### **Environmental:**

Active travel network. Massive investment in cycle networks needed. Also, green housing. Sustainable living. Tidal lagoon in Swansea etc. Better ways of harnessing renewable energy.

Accessibility access to spaces to go and sustainability. Spaces are kept and preserved.

Energy advice – net zero target. Conflict between Carbon Neutral and financial impact it will have on highest carbon use homes (poorer Communities and private landlord investment). Huge issue not just for veterans but for communities. What can we do to mitigate this conflict? Inform people what their rights are.

Need much more well-run, well-lit in the wintertime, parks and play areas for all generations.

Families Federation- Funding under EU money 80 gardens. Protecting green spaces. Protected SSSI given designated areas. We lose capacity in councils to protect these areas. There are great employment opportunities in green spaces, which are great opportunity for veterans – e.g., rangers in countryside. Looking at new ways lets employ veterans from the Armed Forces Community, by creating outdoor careers to protect our environment.

Logistics and Engineering. Alternative providers for new energy providers building into tenders for suppliers to use with ‘communities of interest’. Scope for building capacity in employment

People feel comforted if veterans are employed within the community. Third sector underpins the statutory. At a strategic level - employment scheme in Dyfed, to have veterans’ specific jobs in the counties.

SSAFA – Veterans RN living alone. The Royal Naval Association started a scheme called SPARKO. Where veteran living alone can speak to someone else through SPARKO TV. It’s a new and innovative way of helping people.

## Carmarthenshire Disability Partnership

29.09.2021

### General feedback:

- It is difficult to get help when you need it. Members queries how do they find people who can support and help the disabled community
- Members noted that there are gaps where we are not functioning properly – we need to identify where people are falling through (either because of technology, general apathy etc)
- People don't listen – this is a comment based on previous experience and engagement. Members of the disabled community reach out regularly; however, they are not involved in decision making and their voices are often lost.

### Economic:

- Improvement in terms of local spend. Local businesses have worked hard during the pandemic to support their communities. Local services have improved in accessibility and flexibility. Members hope that local communities continue to support their local business after restrictions are lifted.
- General concern regarding empty buildings in town centres, could they be utilised as public service / voluntary sector hubs or could they provide opportunities as arts and craft hubs?

### Social:

- Due to the pandemic, many disabled people are still shielding. Safe spaces to socialise and re-build confidence are scarce. Underlying health problems are now compounded by psychological and mobility problems.
- There seems to be a general lack of awareness amongst other members of the public in terms of social distancing, mask wearing etc, and people should be reminded to take care.

### Cultural:

- Arts and crafts have been a lifeline for many disabled people during the pandemic. Members noted the ReConnecting project via the 50+ Leadership Group. Virtual classes have offered a wider range of opportunities and networks for the disabled community and there is a concern about the groups moving back to be face to face sessions. IT is an enabler not a disabler and there should continue to be those hybrid

opportunities for people. Transport remains an issue for disabled people wishing to attend these sessions and moving back to being face to face only further increases social isolation for disabled people.

### **Environmental:**

- Members noted an improvement in air quality during the pandemic. Significantly less use of cars, does this provide an opportunity to refocus people on use of public transport / green transport. Safe walking and navigation spaces are needed. Environmental well-being impacts on happiness and supports people to re-build their confidence.
- Transport remains a key issue and the lack of public transport was highlighted. A key example was given in terms of public transport from Llanelli Town Centre to attend appointments at Prince Phillip Hospital. Could the co-ordination be improved between transport providers and the Health Board?
- Unfortunately, accessibility issues are still apparent in new builds and services. Members noted that there are always factors working against the disabled community. Example of a new 'Living Streets' project being established in Llanelli, which will undertake street audits to highlight accessibility issues in the infrastructure.



### **What does well-being mean to you?**

- Well-being is more than safe spaces. It means an understanding of what I can do to help me.
- Mental health is a specific concern and how to I ensure that I look after my mental health daily
- During the pandemic, Carmarthenshire Youth Council and Dr Mz have been really important to me in supporting me to look after myself
- Mental well-being has been so important during the last year and a half. We are so influenced by events around us; however, by not being able to socialise, we haven't been able to interact and learn from others

### **How can we help improve your well-being?**

- Young people need the tools to maintain their own well-being
- We need to be able to work through key issues
- I want to gain experience of living independently – being able to move after finishing my qualifications
- I want to take a year off after my GCSEs – building up my savings so that I can return to Coleg Sir Gâr
- I see an apprenticeship as my future career path
- I'm at university and it's important that I make my own way – it's a steep learning curve but I need to make my own mistakes. This includes financial independence
- It's important for me to know where I can access support

### **What concerns you about the future?**

- Our beaches
- Climate change
- Wildlife
- Pollution
- Mental health – we need the tools to recognise when things may be going wrong

## West Wales Action for Mental Health, Mental Health & Well-being Network

6.10.2021

Key areas of concern noted as part of the West Wales Action for Mental Health forums and discussions on the Well-being Assessments and the Population Needs Assessments, from Voluntary organisations, people with lived experience of mental health problems and carers.

- **Difficulties in accessing mental health support for some young people**, some young people still not meeting criteria for S- CAMHS but struggle to access any mental health specific community mental health support other than generic youth support and school counselling. Increase in the number of young people expressing mental health distress to voluntary sector services and young people with suicidal thoughts and feelings. Some parents are also struggling and families living so closely together over the last 18 months has caused some problems and difficulties, and relationship breakdowns.
- **Support for carers and families of people with mental health problems** in terms of mental health services engaging with families as part of the care and treatment support. Carers/families are often excluded from the support planning and discussions but are often the main source of crisis and acute support. Some Families/ carers have felt the impact of many face to face mental health services being closed and having to cope on their own without any direct support. Some Carers and families have found it very hard to be separated from family members due to lack of visiting on mental health hospital wards over the last 18 months and some of the wards and individuals have struggled with access to video calls.
- **Some people struggling with limited face to face support options** and accessing services via phone and video call and social media have been difficult for some people. Some of the reasons given for struggling with video calls, telephone calls etc is for some people who are hearing voices, seeing things, having delusions. It can be very difficult to work out what is real and what is not. Some people struggle with paranoia and feel people are talking about them, some struggle with the technology and lack confidence to use it. Some people don't have the IT equipment and/or poor internet connection. Some people do not have the financial means for a telephone and internet connection and many places with free Wi-Fi have been closed over the last 18 months and these may not be confidential places either. Some people have reported that the use of video meetings and calls has helped increase access to mental health and social activity support and they have learnt new skills. Some people have reported that for them due their anxiety

about leaving the home that video calls have helped with accessing things that would previously have been inaccessible.

- **Crisis support and support out of hours (9-5pm) reported by some people to be very** difficult to access at times and number of people reporting poor response as a result of going to A and E due to suicidal thoughts and feelings and no aftercare support. Difficulties with Crisis and Home Treatment Teams at times and some people reporting not meeting criteria for any ongoing mental health support, assessed by CRHT but no follow up. Although some people report excellent support and care during the last 18 months with face-to-face support and follow up support and calls. Twilight Sanctuary and A and E psychiatric liaison services helping but still more work on crisis support is needed to make it as accessible as possible. Also, the work with people in terms of care planning were known to services to help support crisis building and direct easy access to mental health support to help prevent crisis for everyone.
- Difficulty in **accessing face to face GP appointments** over the last 18 months for mental health support and difficulty of being able to discuss mental health needs over video or phone.
- Increased need for **mental health support for new parent/parents** and the impact the last 18 months has had on new parents and babies without access to face to face health visiting, new parent groups, family support and social activity.
- Increase in the **complexity and intensity** of the support needs of people coming forward for mental health support, so often a range of issues such as mental health and drug and alcohol issues, homelessness and mental health, and mental health and autism.
- Some **services still work in silo's separate** from each other in terms of experience for people receiving the support, so housing and mental health are very separate and learning disabilities and mental health are very separate for some people.
- A need for **outreach and befriending support** for all ages rather than people just coming into services and buildings for appointments and helps. Some people will need outreach and befriending support to build up confidence to go out and about again and take part in social activities. Some people are still very afraid and very isolated and not going out which has really contributed to mental health difficulties. Some people in rural areas and away from Llanelli and Carmarthen feel it is harder to access mental health support than in urban settings. This may be due to transport issues but also a lot of services, centres and hubs are in town centres and urban settings rather than being held in rural areas (and many community halls have been closed). There are many challenges with public transport and access to this to resolve and improve.

- **The importance of the statutory, voluntary and community mental health services** that have continued to offer face to face and group support (and the online and phone support etc), and the lifeline these have been for many people during the last 18 months. The importance of the different ways of offering support (face to face, phone, video etc) and how this helps reach a range of different people.
- For some people **peer support, and self-management** and the promotion and development of these is crucial for support services that look at the whole needs of the person and families/carers and offer hope and inspiration for recovery. Great to see more peer support developing including paid Peer Support roles in the NHS.
- Some people feel that social mobility and equality are worse over the last 18 months and the inequalities that have previously been identified have widened significantly.

### Brief presentation

Thank you to the Headteacher / Pupils for being so willing to meet us

The voices of children and young people are so important in the work that you are doing at the moment

We look across Carmarthenshire and gather information about what matters to people and their communities. This includes the things that matter to you now but also to the future. Different things will be important to us all

Our school pupils are our Future Generations, and we want to hear about your work as a school in terms of Wellbeing

If the school does a lot of work in terms of Wellbeing, and is happy to share evidence of that, that would be very useful

### **What makes you happy?**

- Sport and specifically running
- School work
- Reading and specifically the reading group at school
- Animals and specifically horses

### **What is important to you and your family?**

- Family, school and friends
- Family, animals and friends
- Animals, friends and school
- Family, friends and teachers

### **What is important to you for the future? When you are an adult**

- I hope to own a farm and care for animals
- I want to stay in Llanybydder and be a teacher
- I want to be a Vet
- I want to own a smallholding in the Llanybydder area
- Worried about climate change
- Don't like seeing the planes back in the air – enjoyed the quiet at the time of the pandemic
- Want to see less plastic and more recycling and reuse
- Want to see fewer factories across the world

### Any Other Comments

- The school uses spkr as an opportunity for the children to identify their first thing in the morning.
- They have recently created characters for the 4 Purposes of the New Curriculum in Wales. This is the character of a principled, informed Citizen, ready to be citizens in Wales and the world, Ysgol Llanybydder





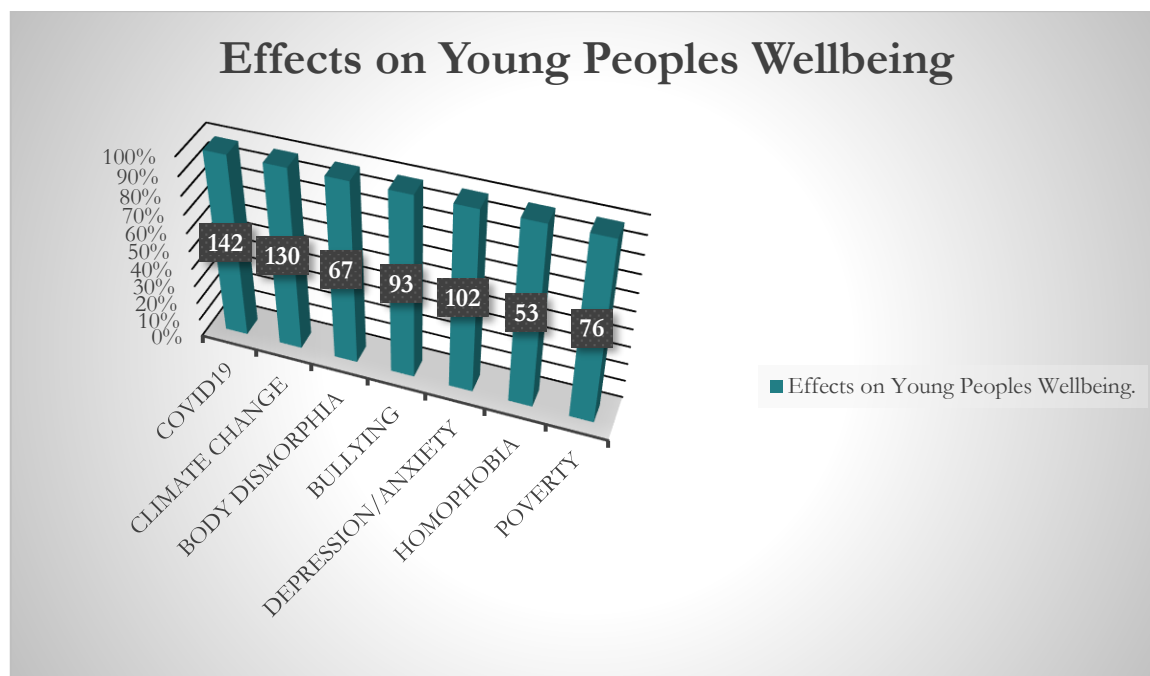
## Youth Support Service – Ysgol Bro Dinefwr

As a response to Carmarthenshire Assessment of Local Well-being, Carmarthenshire Youth Support Service took the opportunity to carry out a consultation with year 7 pupils at Ysgol Bro Dinefwr on the 13<sup>th</sup> of October 2021. The consultation consisted of 160 pupils they were split into groups of 4 and every session consisted of 4 groups of 4 as we wanted them to discuss the topic with their peers as well as having their own opinions.

Unfortunately, we were unable to carry out the survey due to there being no Wi-Fi, but I think that this gave us further insight into the young people's perspective of Wellbeing, what effects their wellbeing and what help they would like to see.

It became clear early in the consultation that COVID19 had had a great impact on their lives, and I would like to add there was more negative than positive!

The main question we asked the young people was what affected their wellbeing. From discussions with us and their peers in their groups they wrote on flipchart paper their thoughts. From this I was able to draw themes and how often they were mentioned.



**Covid-19** has had a great impact on most of the young people. They felt isolated and very lonely. They did however enjoy the quality family time. Not being able to see their friends and for a very long time unable to leave the house due to the lockdown restrictions was

extremely difficult for them. They are still very concerned that we will have another lockdown in the future.

**Climate change** was also a big topic of discussion as they have very strong views on this, but I am not sure if it is what they genuinely think or whether it is what they have heard that has made them feel so strongly about it.

**Body dysmorphia** was also alluded to with boys and girls and how they feel about themselves.

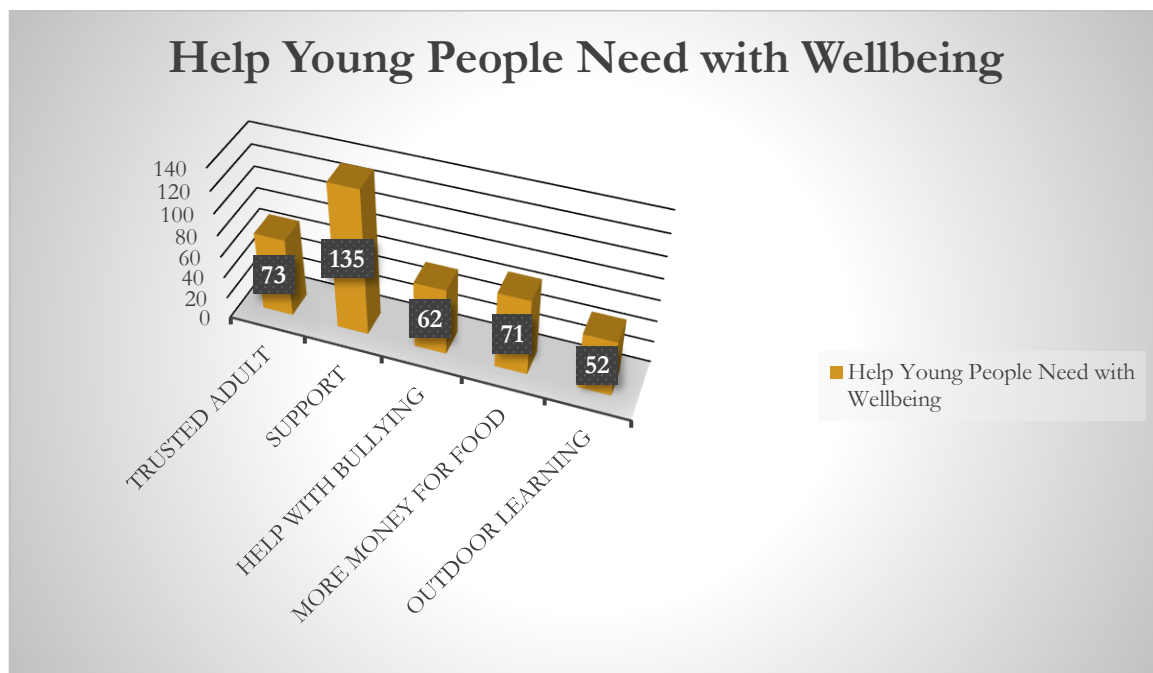
**Bullying** and cyber bullying over the social media platforms.

**Depression/Anxiety** has increased according to the young people as they feel that they have been in lockdown and not communicated with others. Fitting in with their peers was something that came to the fore.

### Homophobia

**Poverty** was another issue with some of the young people saying that their families needed more money for food and clothes. There was not enough money always for them all to eat.

Another question we asked was what help they felt they needed. From discussions with us and their peers in their groups they wrote on flipchart paper their thoughts. From this I was able to draw themes and how often they were mentioned.



Whilst discussing the help that the young people felt they needed it was clear to see that they all wanted one trusted adult that they could confide in.

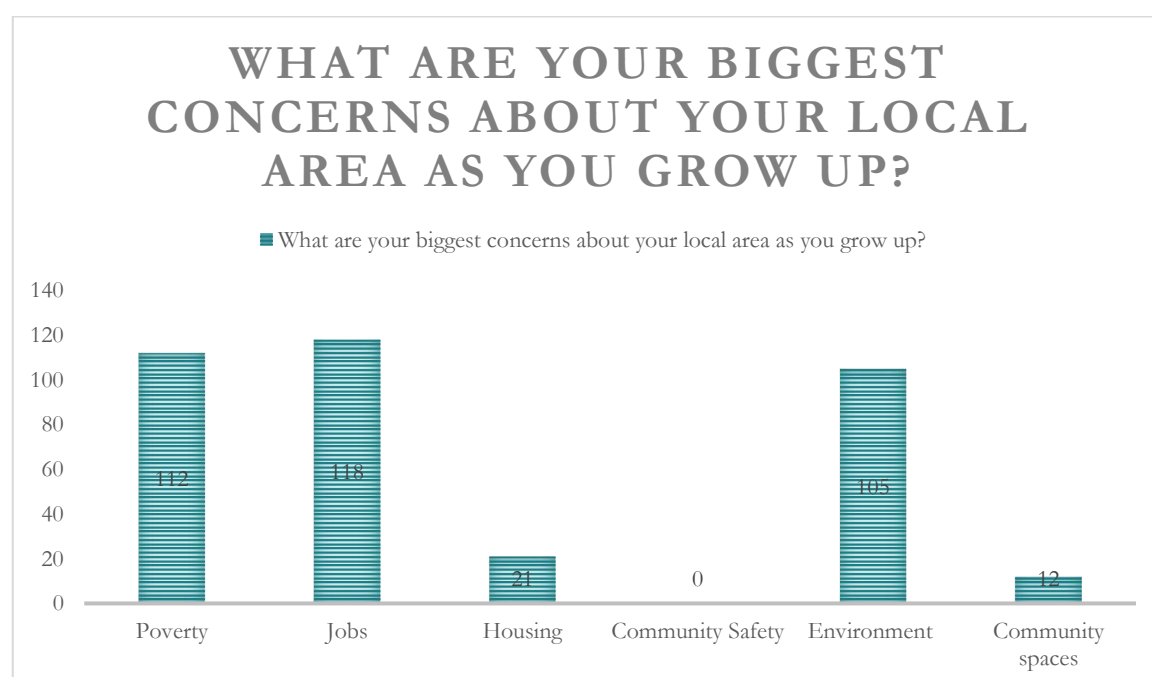
Support was the key with varying ideas from teachers, police, friends, family, and ChildLine, but they were very unsure on who to reach out to for support.

Help with bullying was also an issue as it all stemmed back to having a trusted person to talk to.

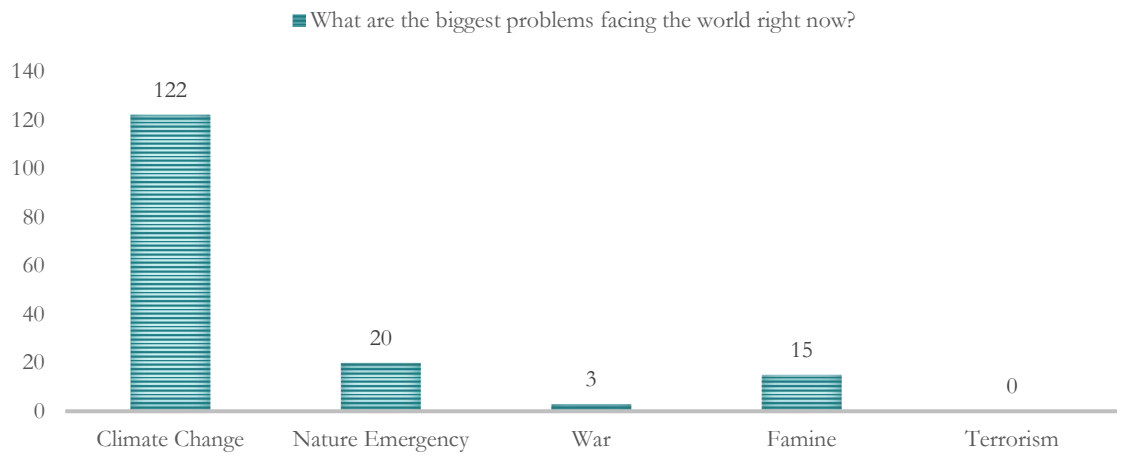
More money for food was quite disturbing as there were several young people quite concerned about this and the effects it was having on their family.

Outdoor learning the young people brought this to our attention also as they felt they could express themselves better and learn more.

When the survey was discussed with the young people it was clear that question 2 Your life now and question 3 Your life in the future were difficult for them. Their life now has changed so much that they couldn't grasp the context and their future they had no idea what they wanted to do. I spoke to some of the teachers at the school with regards to the young people and they were of the same view as myself. They have lost a big chunk of their life and education over the last couple of years and even though they were year 7 pupils they seemed much younger. It would have been more advantageous to have asked older pupils.



## WHAT ARE THE BIGGEST PROBLEMS FACING THE WORLD RIGHT NOW?



It was great to have the opportunity to meet with the young people from year 7 at Ysgol Bro Dinefwr. It would have been advantageous to have had more time with them and to explain in greater detail then they would have been able to understand the questions better. We only had 15 mins for 4 groups of 4 in a round robin setting which didn't give us much time, but it was great to have some input from the young people. It would have also been advantageous maybe to get the input of the older pupils as they may have been able to answer the questions easier especially about their future.

## Ysgol Gymraeg Brynsierfel

### What makes you happy?

- Reading
- Friends
- Peaceful Haven at school – a garden made through the Young Peacemakers project
- Football
- Good education
- Rules and understanding why they are there to help us
- Family
- Yoga at school through Pause and Movement
- School services
- Great teachers

### What is important to you and your family?

- Home
- Kindness
- Welsh Language
- Children's Rights – right to education and right to a safe home

### What is important to you for the future? When you are an adult

- Helping the community and the environment
- That this school is for my children
- Caring for our planet – 'There's no Planet B' (project and video with school)
- Recycling and reuse

### School projects

- Walking the global walk
- Young Peacemakers Award
- Dyfed Powys Police Charter
- There is no Planet B
- Twm y Llew – work with Trinity Saint David University

## **Ysgol Gynradd Llandeilo / Llandeilo Primary School**

### **What makes you happy?**

- Food
- Not being in physical pain
- Playing with pets
- Getting friends' company
- Being safe
- Buying things

### **What is important to you and your family?**

- Making fun things together
- Having fields for the animals
- Don't fall out
- Comfort of mum and dad

### **What is important to you for the future? When you are an adult**

- Having a job that makes People feel happy
- Help the community, volunteering
- Having time to relax and retire
- Make the planet more environmentally friendly

### **Any Other Comments**

The school provides dogs to comfort distressed children

The school uses a 'spkr' to give children the opportunity to identify if they are sad without having to speak

The school teaches themes such as kindness, empathy and relaxation to encourage well-being and care of the fellow human beings.

## Ysgol Gynradd Drefach

### What makes you happy?

- Friends, rugby and football, relaxing, watching Wales play rugby
- **What is important to you and your family?**
- Playing with siblings
- Working rugby with dad
- Friends living close by
- Go for a walk on the cycle track on the bikes
- Playing with the dogs
- Quarry in the park – have big slides in the park, Drefach Park better than Cross Hands

- **What is important to you for the future? When you are an adult**

- Driving a car,
- Watching television,
- Going with the children for walks to the park,
- Going with the children on the bikes
- Driving trucks
- Get a job to get something to do
- Getting work to get money
- Get money to buy toys for the children
- Having a house to live in

### Any Other Comments

- They like to have cuddles when they are sad, with a teacher or parents
- The school uses circle time to discuss issues relating to well-being
- A comments box used to be active at school but not since covid.



## Ysgol Gynradd Llangynnwr

### What makes you happy?

- Walking the dog
- Getting fresh air
- Getting on well with my siblings
- Playing games with dad
- Getting on the bike outside
- Playing with friends
- Working with friends at school
- Playing football
- Play netball at the Pod in Carmarthen. The coach is really nice
- Playing sport with a team – feeling free, no worries
- Improve their skills
- School trip
- Doing a good job
- Remembering everything you need in the morning
- Sleep well and wake up not tired

### What is important to you and your family?

- Children do well in school
- Children do their best
- Beach
- That they improve their sporting skills
- Going to see my grandparents
- Going for a walk
- That everyone is kind to each other
- That everyone is calm
- Leisure clubs or we would be stuck in the house with nothing to do

### What is important to you for the future? When you are an adult

- Get a good and important job
- Getting money to buy food
- Car to travel
- Get to see new places
- Having pets
- Getting better at things we do now – like football
- Going for a walk

### Any Other Comments

- The school does a lot of work on growth thinking
- Use spkr
- Mrs Jones is available for a chat when a child feels sad. Mrs Jones helps the children to think about a way of resolving their problems.

## Ysgol Gynradd Pen Rhos

### What makes you happy?

- Being comfortable
- Feeling safe
- Friends
- Playing games with my family
- Playing football
- Being with my friends at school
- Pets
- Working with friends at school

### What is important to you and your family?

- Time together
- Caring for each other and sharing
- That we do our best
- Time with Grandfather

### What is important to you for the future? When you are an adult

- Get a good job – want to go to the Army
- Get a good job – want to be a Teacher
- Get a good job – want to become an Engineer and work with my Grandfather
- Get a good job – want to be a Vet
- Be healthy and happy
- Exercise
- Looking After Our World
- Healthy eating
- Recycle

### Any other comments?

- The children love doing Yoga
- The School has a Gratitude Jar
- The children love doing a daily walking lap on the school grounds

## Carmarthenshire Assessment of Local Well-being

### Stakeholder Online Event Toolkit



## Contents:

### Introduction

#### Your Stakeholder Event

- Bi-lingual Meetings
- House Keeping
- Icebreakers
- Well-being of Future Generations Video
- Power Point Slideshow
  - Carmarthenshire Background
  - 4 main discussion points
    - Economic Well-being
    - Social Well-being
    - Cultural Well-being
    - Environmental Well-being
  - How to get further involved
    - Regional survey
    - Consultation on the draft Assessment of Local Well-being
    - Engagement and Consultation on the next Well-Being Plan
- Optional – how to use virtual whiteboards and online polls for your event.
- Optional – how to use online polls for your event
- Optional – virtual car park

#### Further Information and background resources

Essentials Guide – Well-being of Future Generations (Wales) Act 2015

Carmarthenshire Factsheet

Carmarthenshire Public Services Board Website

Welsh Government website for the Well-being of Future Generations (Wales) Act 2015

Future Generations Commissioner for Wales website

## **Introduction**

Thank you very much for either offering or considering running a stakeholder event for Carmarthenshire Public Services Board's Assessment of Local Well-being. The voice of key stakeholders is vital in producing the Assessment. The delivery of the stakeholder events needs to be across all the partners of Carmarthenshire Public Services Board.

Carmarthenshire Public Services Board needs to undertake an Assessment of Local Well-being to inform the writing of the next Well-being Plan. We want to gather the views of the people of Carmarthenshire over August and September of 2021. This will be via stakeholder events and also a regional survey, (that we are carrying out with our partners of Ceredigion and Pembrokeshire PSBs). We will use the information that we gather, alongside other data, to write the Carmarthenshire Assessment of Local Well-being.

The online event starts with a short video that gives a background to the Well-being of Future Generations (Wales) Act 2015. We then have a PowerPoint Presentation that gives the Carmarthenshire context, facts and background. The PowerPoint covers four main discussion points.

1. Economic Well-being
2. Social Well-being
3. Cultural Well-being
4. Environmental Well-being

The presentation finishes with an invitation for people to complete the Regional Well-being Survey.

In its simplest form the Stakeholder Event comprises the video and the PowerPoint presentation and is suitable for delivery via Microsoft Teams or Zoom. We have also given you the options of including icebreakers, online polls and virtual white boards. This means that you can adapt your stakeholder event to meet your IT set up and skills as well as tailoring the event to best suit your participants. The event should take an hour to an hour and a half.

Finally, we have provided a Well-being Session Record Form so that you can feedback on the discussion points, which will help to inform the writing of the Carmarthenshire Assessment of Local Well-being.

## **Bi-lingual Meetings**

The below stakeholder event toolkit has been put together so that the sessions can be delivered bilingually in Welsh and English. We advise that you follow your own organisation's policy on holding bi-lingual meetings.

- The short video on well-being is available in Welsh and English.
- The PowerPoint slides are bi-lingual, with Welsh and English text on each slide.

- The stakeholder toolkit is available in Welsh and English.

At Carmarthenshire County Council, we currently use Teams for most of our online meetings. Please contact the Translation Unit for support in organising simultaneous interpretation.

## Housekeeping

You may wish to set out some guidelines for your group with the following points:

- Use the hands up sign or the groups chat if you want to speak or ask questions.
- To put your microphone on mute to prevent any background noise.
- If you are suffering from bandwidth problems to try turning cameras off.
- To respect other people's points of view.
- To take part in a general discussion on well-being and not to share confidential or personal information.
- We hope that you will cover this session in a reasonable amount of time, but please feel to take a break if part of a larger meeting.
- To feel free to use the smiling face, thumbs up and clapping symbols to encourage the facilitator!

## Icebreakers

5-10 minutes

Please feel free to add an icebreaker at the start of your stakeholder event. This is an optional extra for use if you think that this will help the group to relax and get to know each other. Ideally, your group will be around 8 to 16 people. Bear in mind the time taken on icebreakers if the group is too large or not really being of use if there are just a few people at the event. We have suggested a couple of icebreakers below – or feel free to use your own icebreaker!

1. “Week in Three Words”  
Ask people to introduce themselves and to describe their week so far in just three words. You can then summarise by pointing out some of the words that reflect well-being.
2. “This made me laugh”  
Ask participants to share their names and something that has made them laugh in the last 24 hours. You can then reflect on happiness and well-being to help set the scene for the session.

## Well-being of Future Generations Video

3 minutes

Please make sure that you are sharing your screen and then launch either the Welsh or the English language video. The videos only last just over two minutes and give a concise and clear explanation of the Well-being of Future Generations (Wales) Act 2015. It's worth

checking with a colleague beforehand that the video's audio can be heard by others, as sometimes this can cause problems.

To improve accessibility, we recommend that you turn on the subtitles.

Link to Welsh language video on YouTube

[https://www.youtube.com/watch?v=hGGlcqx\\_6jA](https://www.youtube.com/watch?v=hGGlcqx_6jA)

Link to English language video on YouTube

<https://www.youtube.com/watch?v=RuYzNgUZi98>

## **PowerPoint Presentation and Well-being Discussion** 45 minutes to 1 hour

The PowerPoint presentation gives a brief introduction to Carmarthenshire Public Services Board and the engagement event. We have not included details on the Well-being of Future Generations (Wales) Act 2015 already covered in the video. The slides are bi-lingual in Welsh and English. To maximise accessibility, the slides are presented in Arial font, left margin flush and without images and embellishments.

The core part of the PowerPoint covers 4 main discussion points –

- Economic Well-being
- Social Well-being
- Cultural Well-being
- Environmental Well-being

We introduce each theme and discussion point with three key facts relating to well-being in Carmarthenshire.

You will then need to facilitate a discussion on each theme, with two main questions for your group:

- What are the [one of economic, social, cultural, environmental] factors that are important to the well-being of your community?
- What needs to change to secure [one of economic, social, environmental, cultural] well-being for future generations (30-40 years)?

Please remember that you will need to capture the main points from your discussions. We recommend that you organise a meeting note or minute taker. You will need to fill out a Well-being Session Record Form, please see below for further details. You can also record the session on Teams and Zoom for transcription later if participants are happy for you to do so. Please ensure that you have sought their permission.

## **How to get further involved**

The slideshow finishes with invitations to:

- Take part in the regional survey, taking place now.



- Get involved in the consultation on the Draft Assessment of Local Well-being, autumn 2021.
- Get involved in the engagement and consultation for the next Carmarthenshire Local Well-being Plan, summer 2022.

It would be good to signpost attendees to further involvement opportunities for the Assessment of Local Well-Being

The online survey is taking place until 8 October 2021. Participation in the online survey is a great opportunity for people to contribute their individual views. Please go to the County Council Consultations Webpage for a link to the survey.

[Well-being Survey](#)

### **Optional - Virtual Whiteboards**

Whilst discussing the four main themes, you have the optional extra of using a virtual whiteboard on Teams or Zoom. This means that you, or a nominated scribe, can write down the key words. This can help with the overall discussion. The disadvantages are trying to capture too much information on the whiteboard and not being able to see people so clearly due to the whiteboard dominating your video conference screen.

Please see the below videos if you need instruction on how to use whiteboards

How to use the whiteboard in Microsoft Teams

<https://www.youtube.com/watch?v=YBnojDFXo4k>

How to use the whiteboard in Zoom

<https://www.youtube.com/watch?v=jQ4-wrwHAXk>

### **Optional - Online Polls**

This optional extra is a great way to get people to take part in your event, including the quieter members of the group.

We suggest asking a few simple multi-choice questions at the start and at the end of the PowerPoint presentation. After everyone has 'voted' the results will be shown and can generate a short discussion. Please remember to tick the anonymous response button so that people can vote confidentially.

### **Poll questions to ask at the start of your session.**

How would you rate well-being in your community? Please tick one of the following:

Very good

Good

Neutral

Bad  
Very Bad

What are the biggest challenges to well-being in Carmarthenshire at the moment? (Please tick the three most important).

Public Services  
People getting on well together in their communities  
Transport  
Accommodation  
Employment  
Tackling poverty  
Health  
Education  
Digital Connectivity  
Environment  
Climate Change  
Other

**Poll questions to ask at the end of your session.**

How do you feel about well-being in Carmarthenshire after this event? Please tick one of the following:

Very Optimistic  
Optimistic  
Neutral  
Pessimistic  
Very Pessimistic

What do you think will be the biggest challenges to well-being in Carmarthenshire over the next 20-40 years? (Please tick the three most important).

Public Services  
People getting on well together in their communities  
Transport  
Accommodation  
Employment  
Tackling poverty  
Health  
Education  
Digital Connectivity  
Environment  
Climate Change  
Other

Need help with setting up online polls? Check out the below videos.

How to use polls on Microsoft Teams using Microsoft Forms

[How to use the NEW built-in Polls in Microsoft Teams meetings - YouTube](#)

How to use polls on Zoom

[How to Create and Launch Polls in Zoom Meetings | Zoom Polls Tutorial - YouTube](#)

### **Optional – Virtual Car Park**

If a single topic or issue starts to dominate the stakeholder event, park it in the virtual car park. The issue can then be addressed later or a separate meeting if required. The virtual car park is also a good place to park any individual service requests that can be followed up after the stakeholder event.

### **Well-being Session Record Form.**

Please refer to the form for details.

We would be grateful if you could feedback on your event using the form. This means that there will be consistency in reporting and analysis. Please return your forms to [Llinos Evans](#).

### **Further Information and background resources**

[The Essentials. The Well-being of Future Generations \(Wales\) Act 2015](#)

Carmarthenshire Factsheet, included in the toolkit.

[Carmarthenshire PSB Website](#)

[Future Generations Commissioner for Wales website.](#)

[Any questions, please contact Llinos Evans - LlinEvans@carmarthenshire.gov.uk](#)

## Consultation on the draft Well-being Assessment

Further to approval of the draft Well-being Assessment at the Public Services Board on 24 November 2021, the next phase of producing the Assessment was to consult with the public and stakeholders.

Our PSB Members and Statutory Consultees received a copy of the draft Assessment and an invitation to submit comments and suggestions.

All networks and forums who participated in the first involvement exercise received a copy of the draft Assessment and an opportunity to feedback via the online survey (1 December 2021 and 19 January 2022).

During the consultation period, the opportunity was taken to strengthen any areas as required, with partner involvement, based on the outcome of the PSB discussion of the draft Well-being Assessment. Partners also provided case studies of interventions which have been implemented in response to the challenges identified.

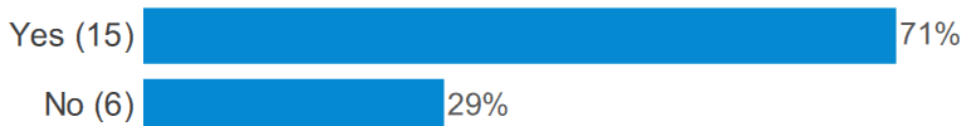
As part of the consultation, responses were received from:

- Office of the Future Generations Commissioner for Wales
- Welsh Government
- Natural Resources Wales (comments incorporated)
- Public Health Wales and Hywel Dda University Health Board
- Carmarthenshire County Council Place and Sustainability division
- Carmarthenshire County Council Integrated Services division
- Carmarthenshire County Council Housing division
- Carmarthenshire County Council Early Years and Childcare Team

## Carmarthenshire Draft Well-being Assessment Consultation responses

The consultation of the draft well-being assessment received 26 responses in total, 22 were from individuals and 4 responses received from organisations. Organisations that responded were Llanedi Community Council, CYCA, Early Years & Prevention Dept. Carmarthenshire County Council and one unknown organisation. The consultation was distributed to all town and community councils, electoral members, partner organisations and many network groups within the county.

### Do you think we have identified the correct matters in regard to the Carmarthenshire Context section?



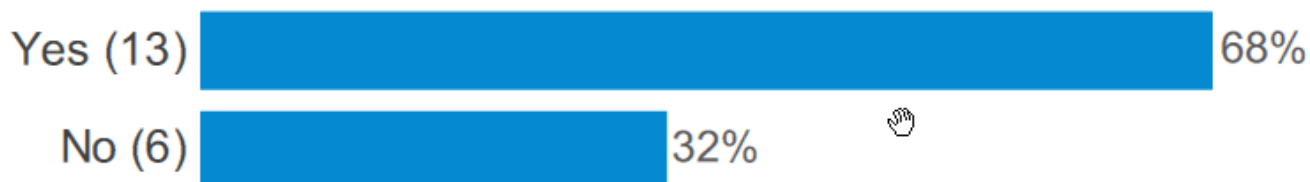
Comments received on the Carmarthenshire **‘Context’** chapter:

- It is such a strategic document it would not really be understood by the public.
- I feel the context seems pretty accurate although with only a slight increase in poverty, how does the county have almost a third of its population in poverty. This is something that needs to be addressed.

Which matters do you think we have missed in relation to the Carmarthenshire **‘Context’** section:

- Community Councils are not recognized as partner organizations
- We have 6 senses, you have completely missed out one of them, hearing and audition has been totally missed, noise and sound are key issues
- IT IS NOT WHAT IS MISSED ITS A LOT OF PAID FOR WORDS THE URGENT TODAY NEEDS COULD HAVE BEEN STARTED YEARS AGO

### Do you think we have identified the correct matters in regard to the ‘new beginnings’ section?



Comments received on the **'New Beginnings'** chapter:

- Respondents stated that the facts were clear and accurate

What matters do you think we have missed in relation to the **'New Beginnings'** section?

- Lack of opportunities for socializing and play
- Hearing is one of our most vital senses, there is nothing here in relation to new beginnings, noise and sound directly affects communication which are vital
- Following numerous consultations with parents/carers of children 0-7 years and professional working within the Early Years services (midwifery, Health Visiting, Speech and Language, education, childcare, education, family support) WG are investing in the Transformation of Early Years services across Wales.

Carmarthenshire has been involved in this as a Pathfinder for a number of years and is piloting an integrated way of working across maternity and Early Years services in the Cwm Gwendraeth area. It would be opportune to include this work within the New Beginnings chapter and or the childhood chapter as it will have a significant impact on the way we deliver these services to families across the region and is a direct response to what families are telling us they need from these services. A regional Maternity and Early Years strategy is being developed and will be finalised by 31st March 2022 which will provide the vision for maternity and Early years services for the next 5 years.

Do you think we have identified the correct matters in regard to the **'childhood'** section?



Comments received on the **'Childhood'** chapter:

- NEED TO DIFFERENTIATE THE DIFFERENCES IN EMOTIONAL DISTRESS AS OPPOSED TO MENTAL ILL HEALTH
- the comment on poverty and childhood obesity is interesting and one would consider the diet of those in poverty and those not in poverty to see where the problem lies.

What matters do you think we have missed in relation to the **'Childhood'** section?

- I am unsure if the voice of the child has been captured
- Lack of opportunities for socializing and informal play
- I am not sure 'obesity is more helpful to focus on than, for example, access to green spaces
- They're killing them with vaccines, wasn't that illegal?

- You've missed on of the key senses, good soundscapes for education and learning is a key issue
- access to outdoor spaces to play was not covered. especially in rural areas.

**Do you think we have identified the correct matters in regard to the 'youth' section?**



Comments received on the **'youth'** section:

- I was disappointed not to see a specific priority (red) for youth. e.g. bullying
- homophobia is a real issue for young people
- NEED TO DIFFERENTIATE THE DIFFERENCES IN EMOTIONAL DISTRESS AS OPPOSED TO MENTAL ILL HEALTH
- the school curriculum seems to value academia over vocational, will there be any drive for including vocational learning within the curriculum
- Where the young people have identified bullying as a factor of well-being, it would have been interesting to see what type of bullying is being addressed, e.g. religion or race.

Which matters do you think we have missed in regard to the **'youth'** section.

- Although young people have been consulted was this information drawn from a wide range?
- Lack of opportunities for socializing and creative outlets.
- Unless they survive this vaccine holocaust, they won't reproduce, bit of an issue there, heart attacks, blood kits, falling sperm counts, massive increase in still births, 1'800+ deaths from vaccines in UK alone
- For youth, what about the impact on hearing from in ear headphones? Tranquil spaces to de-stress etc, this is vitally important to good health
- A lot of youth programs and youth clubs have closed. There was no reference to community clubs and activities for youth.

Comments received on the **'adult'** chapter:

- Suicide rates are a priority, but 'mental health' is only 'monitored' (yellow). Appears strange
- NEED TO DIFFERENTIATE THE DIFFERENCES IN EMOTIONAL DISTRESS AS OPPOSED TO MENTAL ILL HEALTH
- Poverty and in work poverty, needs addressing, and fly tipping is a problem- more police please!

**Do you think we have identified the correct matters in regard to the 'adult' section?**





Which matters do you think we have missed in relation to the **‘adult’** context:

- Again statistical data is great but were a wide range consulted?
- Concerned that 'obesity' isn't a helpful measure of health.
- flooding and climate change need higher priority. isolation and loneliness not identified. Transport
- Doctors silenced, undertaker from England, Maloney I think, observed no death increase until vaccine roll out, a common observation from his Field
- Nothing on noise at all, noise nuisance is a particular concern but noise from transport etc., which has a direct effect on well-being and health just isn't addressed
- Not enough on jobs. Quality of jobs, quantity, gender pay gap and ethnic mix of employed compared to national average.

Do you think we have identified the correct matters in regard to the **‘adult’** section?



Comments received on the **‘older people’** context:

- Insufficient support to older people to be digitally included in the way that suits them best.
- care homes should be available to all, at an affordable price.

Which matters do you think we have missed in relation to the **‘older people’** context:

- noise issues just not covered, I thought there had been a large increase in noise complaints, particularly during covid, where are these

**Themes to Focus on:**

**Theme 1:**

- Increase in jobs that pay well
- Poverty (both child and adult) as a root cause of exclusion, poor lifestyle, mental illness and low attainment
- healthy and active lifestyles for every age

- Child poverty/economic wellbeing
- Providing leisure alternatives to alcohol
- CYBER BULLYING/ RESULT OF COVID
- Tlodi / ardaloedd difreintiedig
- tackling obesity
- poverty and affordable housing
- Face to face appointments with GPs
- adult mental health
- Abolish Senedd
- noise and sound
- Childhood (particularly teenage years and transition from paediatric services)
- Loneliness
- Poverty and in work poverty
- Mental health
- Newid hinsawdd
- in work poverty
- Lower than average earnings
- Mental Health
- Prevention and Early Intervention for families who are in need
- YOUR PLAN 2023-28 WILL NOT ADDRESS URGENT NEEDS RIGHT NOW WHAT IS THAT PLAN ???STARTING TOMORROW

## **Theme 2:**

- More Green Space for everyone
- Mental health (including dementia) arising from loneliness, anxiety (eg from bullying, hate crime, domestic violence, etc) and leading to high levels of suicide and illness
- equal opportunities early start
- Environmental wellbeing
- Old people
- Families in poverty
- CHILDREN IN NEED. MORE FUNDING TO THIRD SECTOR TO ERADICATE CHILD POVERTY
- gor-dewdra
- tackling attitudes to drugs and alcohol
- climate and flooding
- Access to NHS dentists, good dental care is key to good health
- childhood and adolescent mental health
- No lockdowns
- tranquillity
- Mental Health
- Crime
- Affordable housing
- Obesity

- Tlodi
- poverty
- Loss of biodiversity
- Poverty
- Place based/strength based community development
- BAN ZERO HOURS CONTRACT...CREATE JOBS FOR ALL SCHOOL LEAVERS..WORKING IS THE BEST MEDICINE FOR WELL BEING(THE IN WORD SINCE COVID)

### **Theme 3:**

- Food Poverty
- Pollution of our environment with emphasis on water pollution (esp. by chemicals, silage, etc) and waste (fly tipping, litter, etc)
- economic recovery and growth
- Cultural wellbeing
- Children in poverty
- AFFORDABLE CHILDCARE
- amgylchedd
- disabled and elderly
- transport
- Allow businesses to start operating properly to generate more income and therefore more tax paid
- outdoor pursuits for adolescents to curb obesity issue
- No poison vaccines
- affordability
- Ageing
- Pandemic
- Mental Health and Dementia
- In work poverty
- Tai fforddiadwy
- children in care
- decrease in participation in arts, culture or heritage activities
- Hate Crime
- SORRY BUT HUGE PLANS THAT I HAVE READ SEEMS FAR FETCHED AND COSTLY WHERE I WOULD SPEND THIS MONEY FAR DIFFERENTLY WITH BETTER RESULTS . SO IF YOU CAN PULL IT ALL OFF WITH THE RIGHT OUTCOME GREAT HOWEVER STILL WAITING FOR ENERGY FROM THE SEA AS THE TIDE WILL COME IN AND THE TIDE WILL GO OUT THE WIND DOESNT ALWAYS BLOW

### **Effects of the draft Well-being Assessment on the Welsh language**

- Interestingly the number of Welsh speakers is declining which needs to be addressed
- I believe that the teaching of Welsh should receive even more emphasis - esp. for the 'over 30's. Notwithstanding the pandemic, it needs to be community based and include some 'face to face' input

- could encourage the use and learning of it more as it reports an increase in Welsh and a better well-being with it
- The Welsh language is a fundamental and integral part of life in Carmarthenshire as it is of great importance. The assessment needs to ensure it doesn't have any adverse effects on the use and accessibility to the Welsh language
- Little
- Possibly more Welsh language lessons would help a sense of community cohesion
- Rhaid gwneud y Gymraeg yn ganolog i bob dim - plethu yn naturiol yn hytrach na gorfodi
- Steps should be taken to improve levels of Welsh speaking in the county and monitoring isn't enough especially with the influx of people from England buying properties. Welsh speaking is only going to die if you continue to monitor it and not push it as a priority.
- none
- N/A
- You'll all die if you keep vaccinating
- The Welsh Language is in good hands, Welsh Education is enshrined in law, time to move on to better quality of life
- Good
- it seems that there is a language gap, with the Welsh speaking older population declining and the language with them and the likelihood that Welsh speaking youngsters will leave the county and possibly not return, what support is there for families to learn Welsh alongside their children.
- Hopefully improve support to those who choose Welsh education for their children but are English speakers
- Byddai galluogi pobl leol i aros yn yr ardal gyda swyddi addas, tai fforddiadwy ac ati yn cael effaith bositif ar y Gymraeg.
- Not an issue to me.
- This isn't very well explained --I don't really have enough information to answer this. I think there are more pressing priorities than the Welsh Language
- I don't understand this question

**Any comments on how the draft well-being assessment may affect people's use of the Welsh language.**

- More needs to be done to encourage the use of the language in every aspect of life
- Please see above (also poverty and pre-occupation with other issues - e.g. feeling unsafe to attend evening classes are other issues)
- Might improve the opportunity by making people aware of use and well-being links
- See above
- I am not aware of any obstacles to being bilingual.
- I don't know enough to comment
- Ffocws ar weithgarwch cymunedol - cynnig cyfleoedd trwy gyfrwng y Gymraeg
- none
- N/A
- Doomed either way unless exit gov

- Time to focus and making this County into a place where our children can live with good jobs etc, rather than having to migrate to other countries
- None
- There are far more important issues to address, can we please let the language take care of itself, if people want it, they will use it; if not, they won't!
- As above. I think there are more pressing priorities than worrying about the Welsh Language. The funding could go to creating better jobs for all.
- It would be good to have more incentive to learn the Welsh language, especially within the education sector where we need more diversity of teachers.

## Welsh Government response to the consultation on the draft assessment of local well-being for Carmarthenshire, required by the Well-being of Future Generations (Wales) Act.

Thank you for sight of Carmarthenshire PSB's Assessment of Local Well-being.

Welsh Government acknowledges that the preparation of an assessment and the supporting evidence is a significant undertaking and recognises the amount of work that has been accomplished. Covid-19 has brought huge challenges to the public sector and PSB partners have demonstrated real dedication and resolve in overcoming some truly testing situations over this period. PSBs are demonstrating that they too have a crucial role to play in the recovery from the pandemic, in considering the social, economic, environmental and cultural impacts on communities and co-ordinating the longer-term response. Given all of this, we also recognise that the assessments have been prepared during extraordinary circumstances and this has been taken into consideration when reviewing them.

Our focus has been on the main areas we consider will go towards providing you with a comprehensive view of the state of well-being in your area, ultimately equipping you with a good, clear understanding of the sort of priorities you as a PSB can target your collective efforts to best effect on in your well-being plan. These are the second round of assessments and it is hoped that there will be lessons learned from the first iteration, building on what happened previously.

We have structured our response to the consultation on your assessment in the same way as in 2017 which is as follows:

- **General comments** providing an overview of thoughts on the assessment;
- More **specific comments** on the way in which the analysis has been undertaken and presented and the way in which the statutory requirements have been met;
- A **final summary table** which identifies the areas we would suggest could benefit from further development. We are adopting a consistent approach to these matters which have been categorised as follows:
  - **Category A** – these are significant issues which we would hope would be addressed prior to publication of the well-being assessment. They might relate, for example, to compliance with the statutory requirements or a fundamental issue with the quality of the analysis
  - **Category B** – these are matters which are important and would support a better informed well-being plan and we would hope could be addressed alongside the development of the plan
  - **Category C** – these are matters which would strengthen the assessment but could be addressed over time.

We will be using the same approach in responding to each of the assessments.

## **Overall Thoughts**

This assessment demonstrates the commitment Carmarthenshire PSB has made to embrace the challenge of assessing well-being in the area. It engages well with most of the key areas identified in the statutory and non-statutory guidance and demonstrates good use of a range of evidence to support analysis.

Our evaluation identifies some areas for further development which, if addressed could strengthen the assessment. As an example, we would suggest including a specific section outlining the methodological approaches adopted, and providing more detail on these, which would add a greater level of robustness to the engagement process. In addition, it would also be useful to include a discussion on how the community areas have been decided upon and considered as part of the assessment (see relevant paragraph for more detail). We feel that further understanding at a more local level would benefit the assessment as a whole.

## **Comments on particular aspects of the Assessment**

### **Statutory Requirements**

The assessment refers to the relevant National Indicators and associated local indicators for the New Beginnings life stage, Adulthood life stage and Ageing Well life stage.

The PSB have chosen six community areas based on Upper Super Output Areas, allowing the PSB to build statistical information around these areas. The data is presented for the six areas throughout the assessment and, helpfully, comparisons are drawn between them,

However, we have a couple of queries on the approach that has been chosen to identify these. Firstly, we question whether this goes down to enough detail given that it is a USOA. Do they represent local communities within Carmarthenshire or are they too large? Would MSOA be more appropriate? A further understanding at a more local level might draw out the diversity of the area and enhance the ability to robustly assess the differences or similarities within Carmarthenshire.

The other point is that the communities are not given names, and therefore it is more difficult to identify these as real, cohesive communities. The assessment doesn't give much detail on the characteristics of the areas. Adding names and descriptions of the areas could make it easier for the reader to understand the characteristics of the communities and the status of well-being in those areas.



The following assessments and reviews do not immediately appear to have been used which the Act specifies the board must take into account when preparing the well-being assessment:

- UK Climate Change Risk Assessment;
- Sufficiency of Nursery education provision review;
- Crime and Disorder Reduction Plans;
- Combating Substance Misuse strategic assessment;
- Strategic Assessment relating to the Reduction of Reoffending.

## **Structure and Format**

The assessment has a clear and logical structure. Opening sections clearly set the scene for the assessment. There is a good initial summary which is effectively structured into four different life stages, as it was in the first assessment and this approach comes across as effective.

In the initial summary of themes under the four life stages, it is useful to note in the introductory paragraph of this section that the key themes are drawn from all of the evidence collected as part of the assessment.

Use of the PSB Futures Impact/Certainty Matrix is very effective and clearly sets out issues to be monitored, issues that require further research, and issues that are critical and need to be prioritised.

We would also suggest that the assessment would benefit from a more consistent approach to the presentation of data and overall format, for example:

- When presenting numbers in table format, we would recommend using right alignment rather than central alignment to make it easier to read and compare numbers;
- Figures / tables should be numbered and include titles, labels and sources, and should also be explained and cross-referenced in the main text;
- We would suggest choosing one chart type (i.e. line or bar chart) when both fields are continuous or discontinuous data (see Figures 5 and 6, for example).

## **Engagement**

The assessment demonstrates meaningful engagement, involvement and collaboration and uses the evidence from it to good effect. It is clear that evidence has been gathered using various methods (surveys, group discussions) and is presented and used to good effect. However, the assessment lacks a specific section outlining the methodological approaches adopted and providing more detail on these which would be beneficial.

## **Balance and Comprehensiveness**

The 'life course' model is helpful in terms of breaking down all of the information and ensuring that the

needs of younger and older people are considered. However, more consideration could be given to how socio-economic factors can be more effectively considered and discussed throughout the assessment. As an example, the assessment would be strengthened if it considered the impact of factors such as socio-economic disadvantage, racial diversity, disability and so on under each of the policy areas covered. Acknowledging these considerations through the assessment would deliver a richer level of understanding and help to ensure that efforts to actively tackle disadvantage are being maximised.

It would be useful to include a closing summary bringing together key themes / findings / priorities from each of the individual life stage chapters.

It is a strength that the assessment acknowledges and provides an overview of the range of cross-boundary and regional issues and challenges impacting on the county and the wider west Wales and mid Wales regions.

There is very little reference to Brexit and the impact that this will have on the area, both now and in the future. There could also be a greater emphasis placed on culture and the arts.

The WCPP reports that were produced [Well-being briefings for Public Services Boards | WCPP](#) could be helpful for both cultural and Brexit/covid aspects. This could help to add value where there are known gaps.

## **Reflective and Critical Approach**

It is helpful that gaps and limitations in the data and engagement are acknowledged in the main report, e.g. the impact of Covid not only on well-being but also on the quality of the data (recognising where it may not be accurate).

## **Quality of Analytical Approach**

The assessment draws on a broad range of quantitative and qualitative data and sources to build a rich picture of well-being across the county and to some extent within its communities (although as mentioned previously we wonder whether these might benefit from being more local).

Evidence has been demonstrated of the extent of the use of existing sources of data and insights to build the assessment. Overall sources are well-referenced throughout the report, with the exception of some parts of the analysis where the source of the data has not been included (see Youth section on p.43 onwards). There is also a need to ensure that the final version includes a reference section for further information.

The assessment's research methodology is briefly mentioned in individual chapters under 'Engagement responses', but this makes it difficult to get a sense of the overall methodological approach adopted. We

would suggest including a separate section (either as a stand-alone chapter or annex) to provide some background and an explanation of the engagement processes, along with a summary of the process of collecting, synthesising and analysing data and any limitations. The next steps section at the end includes a helpful overview of data limitations/gaps.

Overall, the assessment provides a clear picture of priorities that may link through to the plan.

## **Future Trends**

The assessment has utilised future trends and scenarios and considered their implications. The PSB Futures Impact/Certainty Matrix is effective and clearly sets out issues to be monitored, issues that require further research, and issues that are critical and need to be prioritised.

The way the assessment is presented makes it clear what the key priorities are across the different life stages.

## **Feedback from other policy areas**

Based on the feedback we have received from policy specialists across the Welsh Government, there are some very specific areas which we highlight for your consideration. For example:

- There does not appear to be evidence of engagement with representatives of childcare providers via their third sector organisations. This could support an understanding of issues in early development, particularly as a result of covid.
- The focus of the engagement to date in term of young people, seems to have been around children of school age. Expect that Carms will address the importance of drawing on the voice of those children who are 0-4yrs. One way to do this would be to link up with their PSB Pathfinder Coordinators - who will have been working on mapping and scoping their Early Years Systems and will have a wealth of information to draw upon which could help this process.
- The focus on domestic violence is welcome, but we would encourage the PSB to focus on the broader definition of Violence Against Women, Domestic Abuse and Sexual Violence as defined in Welsh law – this includes broader factors such as coercive control.

## Areas for development

<b>Category A</b>
<b>Category B</b>  Community Areas (see ‘Statutory Requirements’)  Methodological Approach (see ‘Engagement’)  Consideration of statutory reviews and assessments (see ‘Statutory Requirements’)  Formatting of Tables (see ‘Structure and Format’)  Reference section  A final chapter to bring together key themes / findings / priorities from each of the individual life stage chapters (see ‘Balance and Comprehensiveness’)  Brexit  More work on cultural aspects (see under ‘Balance and Comprehensiveness’)  Future Trends could be strengthened (see paragraph).
<b>Category C</b>

#### 1: Summary

- A clear, well presented well-being assessment demonstrating the commitment Carmarthenshire PSB has made to assessing well-being in its area.
- Structured in relation to stages of life, from ‘new beginnings’ to ‘ageing well’, which works well, is user-friendly and a helpful structure for encouraging inter-generational thinking.
- Regional collaboration a strong, positive feature of the work carried out.
- An honest appraisal of data and information, clarity on the information you have and don’t have, and regular reflection.
- Good use and mixture of types of data and information (quantitative and qualitative), with information and feedback from your engagement work incorporated throughout.
- Some good examples of best practice, including the table outlining how the PSB have applied the 5 ways of working and the use of the impact / certainty matrix.
- Section 3 highlights some areas that if further developed, would help to strengthen the assessment. These relate to: future trends, involvement, making connections between issues, the Welsh Language and maximising contribution to Wales’ well-being goals.
- Section 3 also outlines other (desirable) areas for consideration within the assessment.

#### 2: Evidence of good practice in the well-being assessment

##### Process and methodology

It’s positive to see the PSB’s collaborative work, locally and regionally to produce the assessment, sharing resources, expertise, data gathering and capacity. From this, you’ve identified 13 key regional well-being themes and identified cross-boundary well-being issues such as climate change, child poverty and housing affordability.

There is honest appraisal of the data shared throughout the assessment. For example, you state the number of children living in workless households has seen significant annual reductions in recent years, and the county is below the Welsh average of 13.5% (at 8.8%). And yet you (correctly) point out that while this is a positive trend, it should not be treated in isolation to the fact more children are living in poverty within your county, regionally and nationally in Wales.

You have engaged with a wide range of people and clearly drawn information from both quantitative and qualitative sources through the report. For example, on childhood obesity, the comparison of regional data on child engagement with sport is supplemented with qualitative views from children.

The table outlining how the PSB have applied the 5 ways of working is very helpful. For example, under ‘Long-term’ your examples include ‘Futures thinking questions included in the survey’ and ‘Consideration and analysis of future trends information where available’.

The use of the impact / certainty matrix is a strength, enabling you to provide an indicative assessment of the main themes you have identified. It’s also helpful to see assessment of your current performance

against Wales' national well-being indicators to help provide further insight into levels of well-being in your county. It's also helpful to see these included in each of the chapters.

There is honest reflection about the impact of Covid on the assessment, and how the PSB has sought to reference specific impacts of the pandemic separately (where possible), and recognition of the impacts of Covid as a data gap. You also note caution if information isn't up to date or pre-dates COVID-19, such as with some of your figures on demographics.

The assessment explores some interconnections between issues. For example, the 'New Beginnings' chapter identifies the importance of addressing social and economic inequality but also environmental inequality. There is also cross referencing with some of the issues presented between chapters, e.g. noting wildfires as a problem in both your community safety and environment chapters, and cross-referencing between the two.

The structure of the 'Ageing well' chapter works well, set out against the World Health Organisation framework of 8 domains to assist in the creation of age friendly communities. This demonstrates an approach that aligns with the statutory requirements and incorporates research frameworks from wider studies on well-being.

## Content

Highlighting the key issues up-front in the report is useful for readers and wider stakeholders who would want to understand the headlines. The topics and issues are explained clearly throughout, meaning the information and narrative is clear, accessible and easy to understand.

The 'Engagement Response' sections at the end of each sub-chapter are a useful way of ensuring resident voices are promoted throughout the report - these strengthen the overall narrative.

You demonstrate a good understanding of what data you have, and what data you don't have. There are a number of occasions in the assessment where it states a topic is 'an area we would like to research further.' It's helpful to see these highlighted under your 'next steps' section as fuel poverty, adult obesity, domestic abuse, and housing / homelessness.

It's positive to see 6,436 students (67%) across 12 schools in your county taking part in a School Health Research Network (SHRN) survey in 2017-18. Analysis and comparison with the results from the more recent September 2021 survey will be important, when available.

We welcome the reflection on some of your data and statistics in relation to the first well-being assessment. For example, despite the high number of households continuing to live in poverty, you noted this has reduced by 2% since the last Well-being Assessment.

The number of school leavers (1.8%) recorded as NEET is now half since the last assessment (3.4%). While still just above the Welsh average, you note this significant reduction could be attributed to the Youth Engagement and Progression Framework which focuses on early identification and targeted support. You also state the number of children looked after by the local authority in Carmarthenshire is the

lowest in Wales, a result of your continued focus on preventative work, with robust systems in place to keep children safe in the home. These are good [examples of preventative work in the area](#).

The ReConnecting project, through the 50+ Leadership Group, is clearly valued by members of the Carmarthenshire Disability Partnership, and highlighted the importance of arts and culture during the pandemic, and how access to digital opportunities supported mental health and well-being.

### [3: Areas that could be further developed](#)

#### **Important areas for consideration**

Building on the extensive work already undertaken for your well-being assessment, below are areas we consider to be important for your consideration. If developed further, they would help strengthen the assessment overall.

#### **Building on your use of future trends information**

It is good to see several references to the recently published Future Trends Report throughout the document. You have used the information to supplement local data and/or add some wider analysis, e.g.: *'Data presented in the Future Trends Report detail that by 2050 we are forecasted to see average summer temperatures rise by 1.34°C. This could cause an increase in rain by 5% throughout the year, concentrated more in winter as summers experience longer periods of drought.'*

To build on this, the assessment should also consider what the implications of the trends you highlight could be for your area. Using the example above, which areas and populations would be most vulnerable in Carmarthenshire to increased rainfall and/or drought? What could the potential impact be on homes, livelihoods or health and well-being? Are there implications for specific groups and communities?

Our recent report with Public Health Wales '[Inequality in a future Wales](#)' highlights that climate change could increase inequalities if the impacts on different groups in society are not factored in. To explore examples like this more fully, we would therefore encourage you to involve the people and communities who may be most affected, to ensure their voices are being heard. A better understanding of their concerns and priorities for action will help you plan your next steps.

Your assessment also references the links between future trends and inequalities in relation to work, noting: *'This shows a concerning trend that being in work does not necessarily pull households out of poverty.'* Along with climate change, the '[Inequality in a future Wales](#)' report also [looks at inequality in relation to trends on the future of work and demographic change, relevant to other areas of your assessment](#). Full consideration of the potential implications for inequality is necessary when making decisions to tackle future trends.

As discussed in our recent meeting, it can also be helpful to consider the impact of future trends in the short-term (3-5 years), medium term (10 years or so), and longer-term (up to the 25 years, a 'generation', as required by the Act). This can help you identify immediate risks or opportunities, and highlight the longer-term impacts that should shape those decisions. When thinking and acting for the long-term, *how* you do something is just as important as *what* you do.



We would welcome evidence that you have considered and prioritised the future trends most relevant to your area. You may find the impact / certainty matrix to be a useful tool here - we note you have already used it to assess the main themes in your assessment. Exploring two or three of the future trends you identify as significant for your area in more detail would strengthen the assessment overall. The PSB could also undertake this work as part of its preparation for the well-being plan and the setting of objectives/steps.

### **Your work on involvement**

The regional approach you've adopted includes your work on engagement, where you established an engagement group and survey sub-group. The assessment states a 'Regional Engagement and Consultation Framework' was produced, and is available on the PSBs website.

In our meeting on 17<sup>th</sup> January 2022, we highlighted that we were unable to locate the framework on your webpage and noted from you that a 'technical background document' is being produced, detailing your consultation and involvement work. We look forward to seeing both documents.

From the information you have presented, it's clear you have engaged with a wide range of people. For example, your work with service users and providers from the Armed Forces community who shared their concerns on mental health and the impact the pandemic has had on their educational and training opportunities. And your focus groups held with Black, Asian and Minority Ethnic communities; EU (non-Welsh) citizens, rural and isolated communities, first language Welsh speakers, Gypsy / Traveller Communities, Syrian Refugees, LGBTQ+ people, disabled people and/or people with health conditions and young people.

It's good to see a wide range of methods, tools and approaches taken to your work on involvement. For example, you met virtually with seven local schools, with conversations structured around happiness, things that were important to them and their hopes for the future. These were clearly important discussions and revealed some telling feedback. This also links to the views and information captured in the 'Carmarthenshire Youth Council' in autumn 2020, where concerns included lack of suitable job opportunities, lack of affordable housing, training/skills, the environment and mental health.

It is reassuring to see your honest reflection on the '*voices which aren't currently being heard as part of the assessment*' as an area for improvement, and your intent to increase efforts to engage with these groups. Building on this, you could consider incorporating some lived experience into designing your well-being plan, enabling residents in Carmarthenshire to tell their story more fully.

Finally, you state '*This represents the beginning of an ongoing conversation about well-being in Carmarthenshire*' which is great to hear as the PSB shifts its focus from assessment to plan/objectives. Using and adopting strong, innovative involvement techniques that go beyond engagement and move more towards co-production will be important for PSBs in Wales.

### **Making the connections between the issues, data and information**

The assessment identifies some connections between issues, a benefit of structuring the assessment against age. For example, the report links mental well-being and ACEs with the ability to develop

relationships, cultural connections and sporting participation. And the 'New Beginnings' chapter identifies the importance of addressing social, economic and environmental inequality.

To highlight one example from the quantitative and qualitative information presented, there are clear links and connections between transport infrastructure, children's play, access to green space, physical activity and mental health, and reducing emissions.

As you state: *'One of the key ways to tackle levels of obesity in children is encouraging them to engage in physical activity'*, and yet road traffic is highlighted as the main barrier to children playing and hanging out by parents of year 5 and year 8 pupils. This also relates to your points on obesity and the mental health of children and young people. And, your comment that encouraging the use of the cleanest modes of transport, active travel and the creation of urban green space is *'likely to be key in reducing emissions in the future.'*

In moving from well-being assessment to plan, one of the key considerations that will help the PSB prioritise its objectives and steps will be identifying connections like these, that cut across the four dimensions of well-being.

### **Welsh language**

Your county has the most Welsh speakers compared to the rest of Wales, and you note the ability to speak Welsh is associated with higher subjective well-being. Despite this, you highlight a stark decline in the number of Welsh speakers in the county. For example, from 50.3% in 2001 to 43.9% in 2011. The assessment also highlights the challenges around Welsh-medium childcare settings, where numbers/places have decreased.

Building on the information set out, it would be helpful to include further analysis of what this data means for your area (now and in the longer-term), in conjunction with the national vision of 'Cymraeg 2050' to increase both the use of Welsh and number of Welsh speakers. Referencing any work that has been undertaken to better understand the reasons for the decline in your area would also be useful.

In moving to setting objectives and steps within your well-being plan, clear links should be made to Carmarthenshire's Welsh in Education Strategic Plan (WESP) and the local authority promotion strategy. Members of your Welsh Language Strategic Forum highlighted the importance of the relationship between the economy and the Welsh language, and connections could also be made here with your local skills providers.

### **Maximising the PSB's contribution to Wales' well-being goals**

Understanding the full definition of Wales' well-being goals can help ensure the assessment is considering the wide range of topics and themes of well-being within your area.

The table below sets out areas that could be explored further within the assessment, and/or taken into consideration for the well-being plan. It is appreciated that it may not be possible for all the information below to be fully considered / incorporated in your assessment. Instead, you may wish to choose some areas to compliment the extensive work you have already undertaken:

Equality and intersectionality	<p>Equality has been considered through the assessment. Building on your positive engagement work, the assessment could acknowledge how intersectionality affects people in Carmarthenshire, e.g. what is it like to be young and LGBTQ+ in Carmarthenshire? Ethnicity and gender-based oppression can also result in significant health inequalities. We also recommend ensuring all 'protected characteristics' outlined in the Equality Act are considered within the assessment.</p> <p>An ageing population will have implications on equality in your area, and disrupt how health and social care, employment and education, and pensions operate. These systems will need to adapt if they are to function in the long-term. Our '<a href="#">Inequality in a future Wales</a>' report explores future trends in relation to demographic change, the future of work and climate change, and is a helpful resource for considering the potential implications for inequality in these areas.</p>
Skills for the future	<p>It's good to see feedback through your engagement work on the importance of digital skills, and you have shared concerns on the continuing trend of young people moving out.</p> <p>We encourage you to consider the skills needed for the future, how they relate to your area, and the significance they may hold in respect of other areas of well-being. For example, the skills needed to transition to a low carbon economy. Summary analysis of our recent report is <a href="#">here</a>. It finds that across Wales there are significant skills gaps in green industries which must be addressed.</p>
Brexit and agriculture	<p>Could be considered further given agriculture is main land use in Carmarthenshire, in conjunction with potential implications of the <a href="#">Sustainable Farming Scheme (SFS)</a>. WCPP's briefing: '<a href="#">The impacts of Covid-19 and Brexit on well-being</a>' is a helpful resource. Issues relating to sustainable land management skills (see our report linked above) are also relevant <a href="#">here</a>.</p>
Net Zero Wales and the Climate Change Risk Assessment (CCRA)	<p>Welcome the information presented on the environment. Consideration should be given to what <a href="#">Wales' decarbonisation pathway</a> means for your area, and the <a href="#">Climate Change Risk Assessment (CCRA3) summary for Wales</a> is also a key document outlining the key risks and opportunities for Wales, not currently referenced.</p>
Llwybr Newydd: Wales's Transport Strategy	<p>Consideration of the three headline priorities and sustainable transport hierarchy within <a href="#">Llwybr Newydd</a> (the Wales Transport Strategy 2021), and progress/challenges in your area.</p>
Regional Skills Partnership	<p>Not clear if the links have been made with your local Regional Skills Partnerships. Your assessment will be a significant resource</p>

	for them. Similarly, their strategies and priorities will be key for your PSB. Please also see above points on skills.
<b>South West Wales Regional Economic Framework</b>	Recently <a href="#">published</a> in December 2021, an important resource for your PSB.
<b>The foundational economy</b>	And links to <a href="#">the Foundational Economy Challenge Fund</a> .
<b>Circular economy and consumption</b>	Referenced lightly in your waste sub-chapter, but could further explore what Wales' <a href="#">strategy for a circular economy</a> means for your area, e.g. helping communities share items, food waste, electric fleet etc. PSBs should be seeking ways to understand how a circular economy approach can help them meet a number of well-being priorities.
<b>Fair and local procurement</b>	Not explored in the assessment, but a key lever for change. Some analysis of your local economy/supply chains would strengthen the assessment.
<b>Tourism</b>	An important area that could be explored further, which links to your work with business, the environment and cultural/natural heritage.

### Other areas for consideration (desirable)

These are areas you might wish to amend / update to strengthen the assessment overall:

#### Environmental and cultural well-being reflected across age groups

There is occasional disparity between the extent to which the four dimensions of well-being are explored. For example, social and economic wellbeing are covered comprehensively across all four chapters, while environmental well-being is predominantly covered in 'Aging Well' and 'Adulthood', and cultural well-being in Adulthood.

Building on the information already set out, such as your section on 'play', are there any opportunities for you to further consider environmental and cultural well-being among young people in Carmarthenshire? The engagement with schools and young people suggests these are very important areas for them, and additional insight [would help strengthen the assessment](#).

#### Collaboration

Building on the collaborative approach taken to developing the assessment in the region, it would be beneficial if the assessment identified who all the partners were and how the collaboration was managed. This information would help for future learning, as cross-sector collaboration is a challenging but often effective means of delivering social change.

## Stakeholder list

It would be useful for future learning (internal and external to the PSB) if a list of stakeholders engaged with is included in your technical background document.

## Reflection on progress

It's positive to see some examples where you have compared progress with your first well-being assessment. The inclusion of further examples would be beneficial, if possible.

## Breakdown of the PSB area and 6 local communities

While trends are generally considered at the local authority level, some findings are then broken down by town, community area and ward. Going further, it would be helpful to see some deeper analysis of the community areas compared against each other. For example, the section on house prices could explore why increases in house prices have occurred, and why they are different in some areas than others (e.g. proximity to the coast, second homes / tourism, or transport links etc). It would also be useful, for example, to see how some elements of well-being might differ for those nearer to the coast and those more inland; or towns in comparison to more rural areas.

## Volunteering, inter-generational activities and knowledge sharing

Currently, 33.7% of Carmarthenshire adults volunteer and the links to well-being are clear. There are clear messages from your survey with older people that there is a desire to share knowledge and experience, providing opportunities for intergenerational connectivity, building community cohesion and improving well-being. This appears to be an important area for your county and the PSB could consider its role more fully in this area if it's not already.

## Fly-tipping

A significant concern for the area, with the total number of recorded instances being the second highest in Wales. It's also opposite to the trends seen in your neighbouring counties of Ceredigion and Pembrokeshire, where they have seen a significant decrease in fly tipping instances. It would be helpful to know if any specific work, studies or action is being undertaken to help address this issue?

## Case studies

Welcome your suggestion that case studies will be added to the Assessment.

## Terminology

We encourage you to use the term 'seldom heard voices' or 'need to reach' as opposed to 'hard to reach' groups. And, the use of the term 'declined' in relation to progress against the national indicators suggests the percentage has got smaller, whereas it tends to show the situation has actually worsened, e.g. for loneliness (p87). Suggest considering revising this terminology.

## Mobility

On page 85, there is no information under the header 'mobility'.

## 4: Resources to help inform your next steps

Below are resources that can help inform your next steps, as you move from well-being assessment to well-being plan:

- Chapter 4 of the Future Generations Report: '[Setting Good Well-being Objectives](#)'
- The '[Future Generations Framework for Projects](#)'
- [Case studies](#) of how the Act is being implemented on the ground in Wales
- Office of the Future Generations Commissioner for Wales: [Resources](#)

# Carmarthenshire Well-being Assessment

## Data sources and availability

Data in this document have been primarily collected from **Stats Wales**, the **National Survey for Wales** and **Office for National Statistics**. Data relating to the Welsh National Well-being Indicators are also available from the Welsh Government.

Many indicators and other data available at a national level are available at different geographical levels, including at a local authority level. The table below summarises the data that have been drawn on or consulted in preparing this Well-being Assessment, with an indication of their geographical breakdown, how they have been presented in the document and how often they are updated. The datasets are presented by Key Themes and in the order in which they are referenced in the Assessment.





## Introduction – The Impact of COVID-19

Data	Source	Breakdown	Time period	Breakdown presented in assessment?	Release frequency
Impact of COVID-19	<a href="#">Hywel Dda Director of Public Health Annual Report</a>	Regional and local authority	2021	-	Annual report
Coronavirus and the social impacts on disabled people	<a href="#">ONS</a>	National	2020-21	-	Ad hoc
Marmot's COVID-19 Review	<a href="#">The Health Foundation</a>	National	2020	-	Ad hoc
Short and long-term impact of COVID-19	<a href="#">Rising to the Triple Challenge of Brexit, COVID-19 and Climate Change for health, well-being and equity in Wales</a>	National	2020	-	Ad hoc
How access to care and overall health and well-being had been affected by the pandemic	<a href="#">Building a Healthier Future after COVID</a>	Regional	2021	-	Ad hoc

## Carmarthenshire Context

Data	Source	Breakdown	Time period	Breakdown presented in assessment?	Release frequency
Mid-year population estimates	<a href="#">Office for National Statistics (ONS)</a>	National and local authority	2020, 2021	-	Annual
Population projection	<a href="#">Stats Wales</a>	National and local authority	2028	-	Annual
Migration	<a href="#">Stats Wales – Internal Migration</a> <a href="#">Stats Wales – International Migration</a>	National and local authority	2020	-	Annual
Welsh speakers	<a href="#">Office for National Statistics (ONS) (Census 2011)</a>	National and local authority	2011	-	Every 10 years
Ethnicity	<a href="#">Office for National Statistics (ONS) Census 2011</a>	National and local authority	2011	-	Every 10 years
EU Settlement Scheme	<a href="#">UK Government</a>	National and local authority	June 2021	-	Quarterly
Living in Poverty	<a href="#">CACI Paycheck</a>	National and local authority	2020	-	Annual purchased data
Material deprivation	<a href="#">Stats Wales</a>	National and local authority	2019	-	Ad hoc
Welsh Index of Multiple Deprivation (WIMD)	<a href="#">Welsh Government</a>	National and local authority	2019	Figure 3 Table 1	Every 5 years
Population in Life Stages	<a href="#">Office for National Statistics (ONS)</a>	National and local authority	2020	Figure 4 Table 2	Annual
National Well-being Indicators	<a href="#">Welsh Government</a>	National and some at local authority	2021	-	Annual

## New Beginnings

Data	Source	Breakdown	Time period	Breakdown presented in assessment?	Release frequency
Low Birth Weight	<a href="#">Stats Wales</a>	National and local authority	2015-2020	Figure 5	Annual
Immunisation rates for children aged 4 and under	<a href="#">Public Health Wales</a>	National and local authority	2015-2019	Figure 6	Annual
Breastfeeding	<a href="#">Stats Wales</a>	National and local authority	2004-2017	-	Annual
Flying Start attendance	<a href="#">Carmarthenshire County Council</a>	Local Authority	2019-20	-	Termly
Welsh Language and Culture	<a href="#">Wales Centre for Public Policy - Culture Briefing</a>	National	2021	-	Ad hoc
Childcare Sufficiency Assessment	<a href="#">Carmarthenshire Family Information Service</a>	Carmarthenshire	2017-2022	Table 3	Every 5 years
Life expectancy	<a href="#">Public Health Wales</a>	National and local authority	2017-2019	-	Ad hoc
Gap in life expectancy	<a href="#">Public Health Wales</a>	National and local authority	2015-2017	-	Ad hoc

## Childhood

Data	Source	Breakdown	Time period	Breakdown presented in assessment?	Release frequency
Annual School Census	<a href="#">Stats Wales</a>	National and local authority	2021	-	Annual
Welsh Language and Culture	<a href="#">Wales Centre for Public Policy - Culture Briefing</a>	National	2021	-	Ad hoc
Adverse Childhood Experiences	<a href="#">Public Health Wales</a>	National and local authority	2016	-	Ad hoc
Child social services	<a href="#">Stats Wales</a>	National and local authority	2021	-	Annual
Children in Need & Child Protection Register	<a href="#">Carmarthenshire County Council</a>	Local authority	2021	-	In-house data
Child Poverty	<a href="#">End Child Poverty</a>	National and local authority wards	2014-2020	Figure 7	Ad hoc
Children living in Workless Households	<a href="#">Stats Wales</a>	National and local authority	2014-2018	Figure 8	Annual
Future Trends Report	<a href="#">Future Trends: 2021   GOV.WALES</a>	National and local authority	2021 onwards	-	Every 5 years
Childcare Sufficiency Assessment	<a href="#">Carmarthenshire Family Information Service</a>	Carmarthenshire	2017-2022	-	Every 5 years
Play Sufficiency Assessment	<a href="#">Carmarthenshire Family Information Service</a>	Carmarthenshire	2016-2019	-	Every 3 years
Childhood obesity – Child measurement Programme	<a href="#">Public Health Wales</a>	National and local authority	2018/19	-	Annual
School Sports Survey	<a href="#">Sport Wales</a>	National and local authority	2018	-	Ad hoc
Average 'Capped 9' Score	<a href="#">Stats Wales</a>	National and local authority	2019/20	-	Annual

## Youth

Data	Source	Breakdown	Time period	Breakdown presented in assessment?	Release frequency
Examinations	<a href="#">Stats Wales</a> <a href="#">Carmarthenshire County Council</a>	National and local authority	2021	-	Annual In house data
Home Schooled	<a href="#">Stats Wales</a>	National and local authority	2020	-	Annual
Young people are in education, employment or training (NEET)	<a href="#">Careers Wales</a>	National and local authority by request	2020/21	-	Annual
School Health Research Network (SHRN)	<a href="#">National Data - School Health Research Network (shrn.org.uk)</a>	National and local authority	2021	-	Ad hoc Data per County / School by request
Substance misuse service	<a href="#">Area Planning Board</a>	Carmarthenshire	2020/21	-	Ad hoc data requested
Sex and Relationships	<a href="#">National Data - School Health Research Network (shrn.org.uk)</a>	National and local authority	2017/18	-	Ad hoc Data per County / School by request
Making connections	<a href="#">Carmarthenshire Family Information Service</a>	Carmarthenshire	2019	-	Every 5 years
Loneliness and Isolation	<a href="#">Wales Centre for Public Policy</a>	National	2021	-	Ad hoc
Young carers	<a href="#">Office for National Statistics (ONS) (Census 2011)</a>	National and local authority	2011	-	Every 10 years
Young carers	<a href="#">Carers Trust Crossroads service</a>	Carmarthenshire	2019 - 2021	-	Ad hoc data requested
Migration	<a href="#">Stats Wales</a>	National and local authority	2016-2020	Table 4	Annual
Mental Health	<a href="#">Children's Commissioner</a>	National	2021	-	Ad hoc

## Adulthood

Data	Source	Breakdown	Time period	Breakdown presented in assessment?	Release frequency
Well-being data	<a href="#">ONS</a>	National and local authority	2019/20	-	Annual
Brexit and Covid-19 Impact	<a href="#">WCPP Impacts of Covid-19 and Brexit on Well-being</a>	National	2021	-	Ad hoc
Annual household income	<a href="#">CACI Paycheck</a>	National and local authority	2020	-	Annual purchased data
Gross disposable income	<a href="#">Stats Wales</a>	National and local authority wards	2018	-	Annual
Most deprived areas Welsh Index of Multiple Deprivation (WIMD)	<a href="#">Welsh Government</a>	National and local authority wards	2019	Table 5	Every 5 years
Living in Poverty	<a href="#">CACI Paycheck</a>	National and local authority	2020	-	Annual purchased data
Living in relative income poverty	<a href="#">Welsh Government / Department for Work and Pensions</a>	National and local authority	2017 - 2020	-	Ad hoc
Employment sectors	<a href="#">Office for National Statistics</a>	National and local authority	March 2021	-	Quarterly
Business Register and Employment Survey (BRES)	<a href="#">Office for National Statistics</a>	National and local authority	2019	-	Annually
Annual Population Survey	<a href="#">Stats Wales</a>	National and local authority	2020	-	Annually
Employment Rates	<a href="#">Stats Wales</a>	National and local authority	March 2020 & March 2021	-	Quarterly
Employment Rates of disabled and non-disabled	<a href="#">Office for National Statistics</a>	National and local authority	2020	-	Quarterly
Working age population economically active	<a href="#">Welsh Government Office for National Statistics Future Trends: 2021</a>	National and local authority	2017 - 2020	-	Quarterly Every 5 years

## Adulthood continued

Data	Source	Breakdown	Time period	Breakdown presented in assessment?	Release frequency
Jobs created	<a href="#">Welsh Government Stats Wales</a>	National and local authority	2001 & 2018	-	Quarterly
Coronavirus Job Retention	<a href="#">Regional Learning &amp; Skills Partnership</a>		2021	-	Ad hoc
Brexit and Covid-19 Impact	<a href="#">WCPP Impacts of Covid-19 and Brexit on Well-being</a>	National	2021	-	Ad hoc
Claimant count	<a href="#">Stats Wales</a>	National and local authorities	Sept 2020 & Aug 2021	-	Monthly
Jobseekers' Allowance	<a href="#">Nomis</a>	LSOA Level	August 2021	-	Monthly
Well-being in work	<a href="#">Stats Wales</a>	National and local authority	2019/20	-	Annually
Qualifications	<a href="#">Stats Wales</a>	National and local authority	2015 & 2020	-	Annually
Lifestyle choices	<a href="#">Stats Wales</a>	National and local authority	2018/19 & 2019/20	-	Annually
Pharmaceutical Needs Assessment (Smoking and Obesity)	<a href="#">NHS Wales</a>	Hywel Dda Health Board area	2021 - 2026	-	Every 5 years
Part of a community	<a href="#">Stats Wales</a>	National and local authority	2020/21	-	Annually
Hate Crime	<a href="#">Victim Support</a>	National and local authority wards	2020/2021	Figure 10	Ad hoc data requested
Crime Rates	<a href="#">Dyfed Powys Police</a>	National and local authority	2020/2021	Table 6	Ad hoc data requested
Domestic abuse	<a href="#">Dyfed Powys Police</a>	Carmarthenshire	1/11/20-31/10/21		Ad hoc data requested
Feeling safe	<a href="#">Stats Wales</a>	National and local authority	2016/17 & 2018/19	-	Every 3 years
Fire incidents	<a href="#">Mid and West Wales Fire and Rescue Service</a>	Local authority	2016/17 - 2020/21	Table 7	Ad hoc data requested



## Adulthood continued

Data	Source	Breakdown	Time period	Breakdown presented in assessment?	Release frequency
Road traffic accidents	<a href="#">Stats Wales</a>	National and local authority	2020/21	-	Annually
Average house price	<a href="#">HM Land Registry - GOV.UK</a>	National and down to individual properties	2018 & 2021	-	Monthly
Second Homes	<a href="#">Office of National Statistics</a>	National and local authority electoral wards	August 2021		Ad hoc
Homelessness	<a href="#">Stats Wales</a>	National and local authority	2019/20	-	Annually
Cultural activities Arts, museums and heritage	<a href="#">Wales Centre for Public Policy</a> <a href="#">Stats Wales</a> <a href="#">National Survey for Wales</a>	National and local authority	2019/20	-	Ad hoc Annually
Welsh Language	<a href="#">Stats Wales Census 2011</a>	National and local authority wards	2011	-	Every 10 years
	<a href="#">National Survey for Wales</a>		2019/20		Annually
	<a href="#">Future Trends: 2021</a>		2021		Every 5 years
	<a href="#">Wales Centre for Public Policy</a>				Ad hoc
Mental Health admissions	<a href="#">Stats Wales</a>	Health Board	2019/20	-	Annually
Mental Well-being scale	<a href="#">National Survey for Wales</a>	National and local authority	2016-7 & 2018/19	Table 8 Figure 12	Ad hoc
Suicides	<a href="#">Office for National Statistics</a>	National and local authority	2002 - 2019	Figure 13	Annually
Carers	<a href="#">2011 Census</a>	National and local authority	2011	-	Every 10 years
Carers – Local support service	<a href="#">Wales Centre for Public Policy</a>	National	2021	-	Ad hoc
Climate Change Risk	<a href="#">The UK Climate Risk Independent Assessment (CCRA3) Summary for Wales</a>	National	2021	-	Every 5 years
State of Natural Resources Report	<a href="#">Natural Resources Wales</a>	-	2020	-	Ad hoc

## Adulthood continued

Data	Source	Breakdown	Time period	Breakdown presented in assessment?	Release frequency
Implications of Brexit	<a href="#">Wales Centre for Public Policy</a>	National	2021	-	Ad hoc
Wildfires	<a href="#">Mid and West Wales Fire and Rescue Service</a>	Local authority	2016/17 - 2020/21	Figures 15 & 16	Ad hoc data requested
Flooding	<a href="#">Stats Wales</a>	National and local authority	2019	-	Annual
Waterways	<a href="#">Natural Resources Wales</a>	-	2020	-	Ad hoc
Waste	<a href="#">Stats Wales</a>	National and local authority	2020	Figure 17	
Ecosystem Resilience	<a href="#">Natural Resources Wales</a>	-	2020	-	Ad hoc
Climate Change	<a href="#">Natural Resources Wales</a>	-	2020	-	Ad hoc
National Well-being Indicators	<a href="#">Welsh Government</a>	National and some at local authority	2021	-	Annual

## Ageing Well

Data	Source	Breakdown	Time period	Breakdown presented in briefing?	Release frequency
Population projections	<a href="#">Stats Wales</a>	National and local authority	2018 - 2043	Table 9	Annual
Future Trends Report	<a href="#">Welsh Government</a>	National and local authority	2021 onwards	-	Every 5 years
Census 2011	<a href="#">Office for National Statistics</a>	National and local authority	2011	-	Every 10 years
Life expectancy	<a href="#">Public Health Wales</a>	National and local authority	2017-2019	-	Ad hoc
Deaths and causes	<a href="#">Office for National Statistics</a>	National and Local Authority	2015-2019	Figure 18	Annual
Older Adults in good health	<a href="#">Stats Wales</a>	National and Local Authority	2019-20	-	Annual
Transport	<a href="#">2011 Census</a>	National and Local Authority	2011	-	Every 10 years
Housing stock suitability	<a href="#">Stats Wales</a>	National and Local Authority	2014-15		Ad hoc
Loneliness	<a href="#">Stats Wales</a>	National and local authority	2019/20	-	Bi-annual
Loneliness and Isolation	<a href="#">Wales Centre for Public Policy</a>	National	2021		Ad hoc
Volunteers	<a href="#">Stats Wales</a>	National and local authority	2020-21	-	Annual
Employment rate by age	<a href="#">Stats Wales</a>	National and local authority	2017 - 2021	Figure 19	Annual
Dementia Summary	<a href="#">West Wales Care Partnership Population Needs Assessment</a>	Hywel Dda University Health Board	2021	-	Every 5 years

## Ageing Well continued

Data	Source	Breakdown	Time period	Breakdown presented in briefing?	Release frequency
Dementia projected figures	<a href="#">West Wales Care Partnership</a>	National and local authority	2020 onwards	Figure 21	Ad hoc
Deaths and Causes	<a href="#">NOMIS - ONS</a>	National and local authority	2013-2020	Figure 22	Annual
Life expectancy	<a href="#">Public Health Wales</a>	National and local authority	2017-2019	-	Ad hoc
Pharmaceutical Needs Assessment	<a href="#">NHS Wales</a>	Hywel Dda Health Board area	2021 - 2026	-	Every 5 years
National Well-being Indicators	<a href="#">Welsh Government</a>	National and some at local authority	2021	-	Annual

# Carmarthenshire

---

## Environment and Climate Change Analysis

## Environment and Natural Resources in Carmarthenshire

Carmarthenshire is celebrated for its natural environment, including magnificent coastal sand dunes, quiet estuaries, steep wooded valleys and rugged uplands. The County has a rich network of ‘designated’ (protected) sites; protected at a national or international level, these include our Special Protection Areas and Ramsar sites, our National Nature Reserves, and Sites of Special Scientific Interest. We also have nature reserves (often managed by wildlife organisations or the Council) and country parks. Natural Resources Wales are a government sponsored body, they are responsible for looking after natural resources and what they provide for Wales: to help reduce the risk to people and properties of flooding and pollution; to look after special places for well-being, wildlife and timber; and to work with others to help them to manage the resources sustainably. Areas of focus for Natural Resources Wales in the South West Region, which includes Carmarthenshire are:

South West Area Statement	Link to Well-being Goals
Ensuring sustainable land management	<a href="#">A Globally Responsible Wales</a> <a href="#">A Prosperous Wales</a> <a href="#">A Resilient Wales</a>
Reversing the decline of, and enhancing, biodiversity	<a href="#">A Globally Responsible Wales</a> <a href="#">A Prosperous Wales</a> <a href="#">A Resilient Wales</a>
Reducing health inequalities	<a href="#">A Healthier Wales</a> <a href="#">A More Equal Wales</a> <a href="#">A Wales of Cohesive Communities</a>
Cross-cutting theme: Mitigating and adapting to a changing climate	<a href="#">A Globally Responsible Wales</a> <a href="#">A Prosperous Wales</a> <a href="#">A More Equal Wales</a>

Marine Area Statement	Link to Well-being Goals
Building Resilience of marine ecosystems	<a href="#">A Globally Responsible Wales</a> <a href="#">A Resilient Wales</a> <a href="#">A Prosperous Wales</a>
Nature-based solutions and adaptations at the coast	<a href="#">A Globally Responsible Wales</a> <a href="#">A Resilient Wales</a> <a href="#">A Prosperous Wales</a>
Making the most of marine planning	<a href="#">A Globally Responsible Wales</a> <a href="#">A Resilient Wales</a>

NRW published the second State of Natural Resources Report (SoNaRR2020) last year, in this they assess to what extent Wales is achieving the Sustainable Management of Natural Resources (SMNR). Figure 1 details the four long term aims of the SMNR and how they are interlinked. SoNaRR2020 concludes that Wales – and by extension all Local Authorities– are not yet meeting the four long-term aims of SMNR.

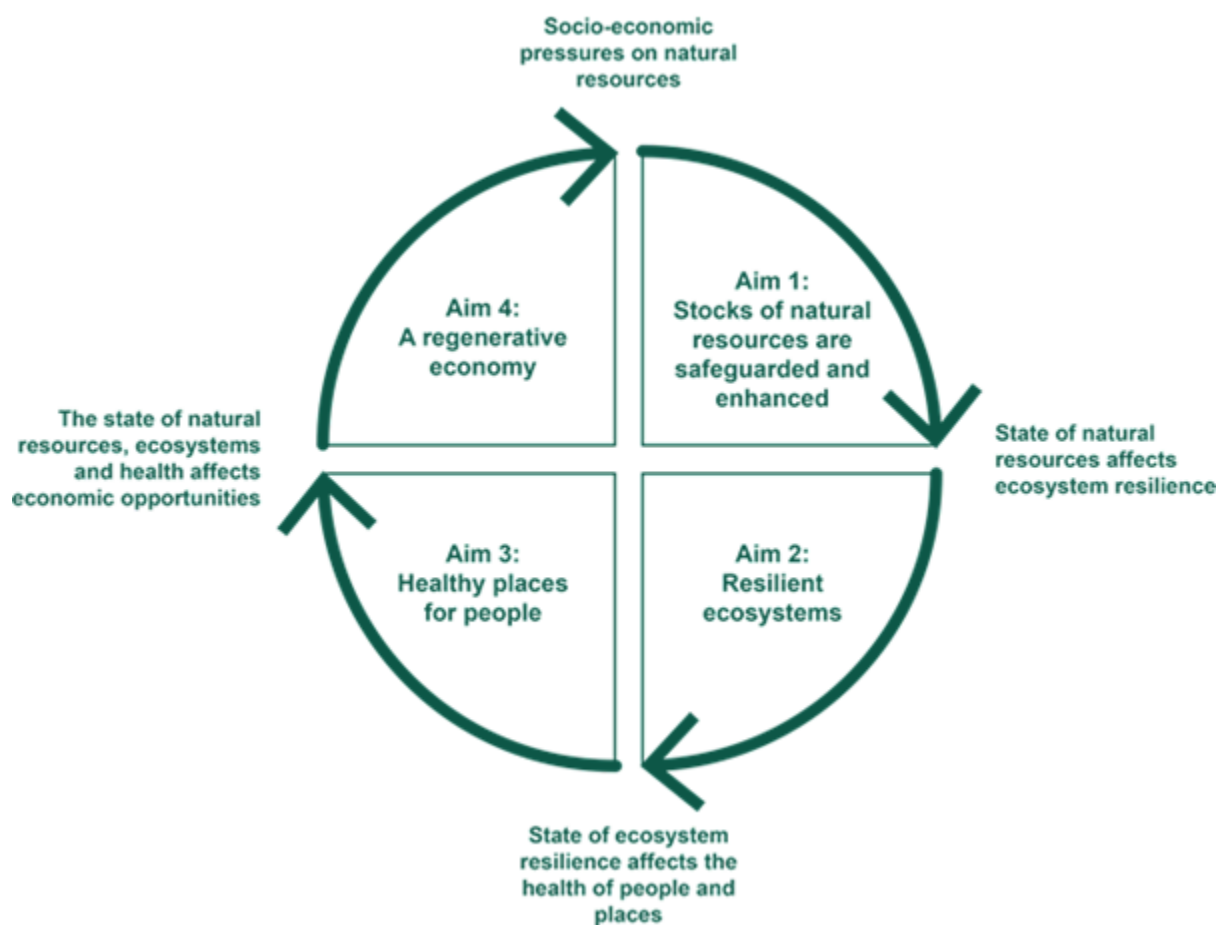


Figure 1 The four aims and the linkages of sustainable management of natural resources.

To make Wales's use of natural resources more sustainable, we need transformational change to our:

- **Food** – The global food system has a significant impact on the environment. Land use is identified by the UN IPBES report (2019) as one of the big drivers of the nature emergency. Emissions of pollutants, depletion of resources, biodiversity loss and ecosystem degradation are consequences of the current food system in Wales and beyond.



- **Energy** - The global energy system is one of the main drivers of the climate emergency. Wales's current energy production and consumption creates many pressures for ecosystems and public health here and across the planet. Wales needs to increase its use of renewable and sustainable energy sources, reducing the current dependence on harmful fossil fuels.
- **Transport** - The transport system has an impact on ecosystems and health. Urban transport contributes to carbon emissions, air and water pollution, noise pollution and the social and economic effects of congestion or lack of transport opportunities.

## Environmental Well-being

The natural environment is a huge part of what makes our county such a special place to live and work, it is our most precious inheritance but addressing the climate and nature emergencies presents us with one of the greatest challenges of our time. Both climate crisis and loss of biodiversity are interwoven challenges which cannot be solved in isolation. Climate change places our habitats and wildlife at risk, but if helped to recover, healthy natural habitats can store carbon, reduce flood risk, help prevent coastal erosion, improve people's health and wellbeing, as well as maintain healthy soils, clean water and the pollinators needed for our crops – and therefore sustain us.

Natural resources are essential for the air we breathe, the water we drink and the food we eat. They give us energy, prosperity and security; they protect us and make us healthier and our lives better.

The way we interact with our Natural Resources is vital to the social, economic and cultural well-being of people living in Carmarthenshire today and the generations to come. We need to manage our natural resources sustainably because natural resources that are healthy and thriving are also healthier for people, their communities and for the economy.

Natural Resources are defined by the Environment Act 2016 as:

- Animals, plants and other organisms
- Air, water and soil
- Minerals
- Geological features and processes
- Physiographical features
- Climatic features and processes

# Natural Environment

## Land Use

Managing land sustainably can deliver a range of environmental and wellbeing benefits including; reducing flood risk, improving recreation opportunities, improving ecological diversity, improving water and air quality while producing sustainable high quality local food.

## Soil

Soil is an incredibly valuable and finite natural resource. It:

- Supports food production
- Stores and filters water, supporting crops and potentially helping to reduce flood and drought risks and protect water quality
- As the largest store of organic carbon on our planet, soils are important for regulating the climate and for climate change
- Provides a habitat for a vast array of organisms with 25% of all known species residing in soils. It further supports biodiversity by allowing plants to grow and habitats to develop in different soil types.

Across Wales there has been a decline in the organic matter, plant and animal life living in the soil, leading to a reduced quality and function. The majority of carbon in the terrestrial environment is stored in soils rather than vegetation. Soil erosion is being made worse by the change of land use and inappropriate land management. The most immediate pressure on the current pattern of land use is the uncertainty posed by Brexit. Soils in the built environment can provide the same range of services as in any other environment, but soil can also be degraded and destroyed by construction of buildings and infrastructure. Undamaged soils and Sustainable Drainage Schemes (SuDs) schemes are important to reduce flooding, improve water quality, mitigate habitat loss and provide more outdoor recreation and education opportunities.

Managing soils sustainably is becoming ever more important because society exerts pressure on soils. These pressures include climate change, land use change and land management which lead more directly to threats like pollution, sealing by infrastructure, soil compaction and erosion. The biggest threat to soils is climate change. Soils with high organic content and with good soil structure will be more resilient and therefore better able to retain and store more water for plant growth.

Extreme weather events such as more intense rainfall, prolonged periods of dry and cold weather, and more extreme and frequent flooding events are likely to increase in future

due to climate change. More intense rainfall increases the challenge of preventing soil erosion and run-off emphasising the importance of appropriate soil husbandry and land management to prevent an increased risk of flooding, pollution and the risk of landslides.

Agriculture is a dominant land use in Carmarthenshire. Sustainable land management is hugely important for farmers, the environment, the local economy, our culture and communities. Intensive agricultural practices can damage soil structure (e.g through compaction, the creation of fine seed beds or reducing the levels of organic matter and biological activity), which may then contribute to water pollution from soils/sediments and nutrients. This also has a negative impact on the ecological status of rivers, coastal and estuarial waters in the county.

## Tree Cover

The presence of trees is vital to communities, they improve air quality, store carbon,

provide habitats and improve the well-being of people.

Regionally, Carmarthenshire has the most tree cover at

17%, with Ceredigion and Pembrokeshire having 15%

and 10% respectively. In our county we have the an

asset in Brechfa forest which provides not only value in

terms of the research carried out at the site but also

for recreational activities.

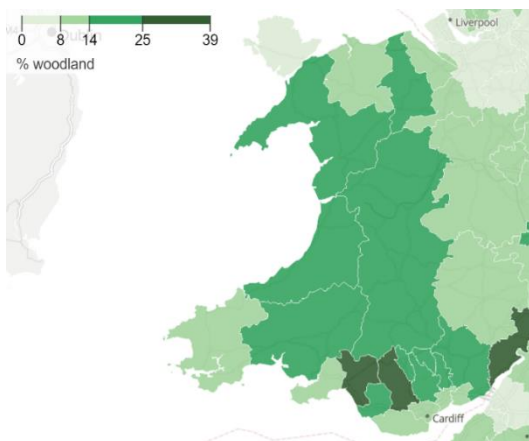


Figure 2: Woodland as a percentage of area, local authority districts, UK, 2019

Some urban areas, in particularly Llanelli, could benefit from greater tree cover. Llanelli suffers from issues around water management that greater tree cover would help resolve. When considering tree planting it is important to right trees in the right place for the right reasons

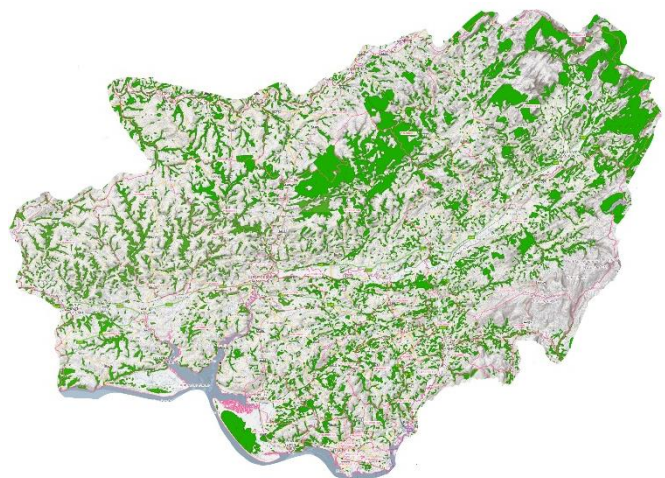


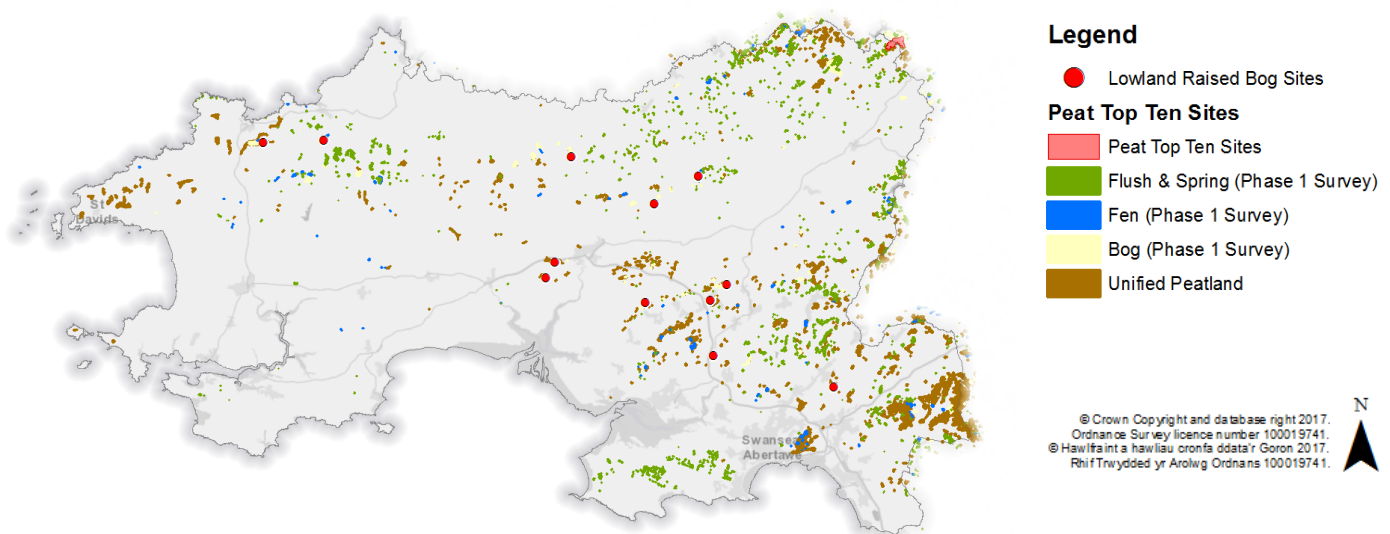
Figure 3: Location of trees in Carmarthenshire, taken from the [National Forest Inventory](#)

## Hedges and Edges

Species-rich hedgerows with mature hedgerow trees are also a significant landscape and historic feature across much of the county. They can be important habitats for butterflies, moths, birds and small mammals. They are important cultural features in the landscape. Hedgerows act as windbreaks, help prevent soil loss, reduce flooding and link habitats. However, the current condition of hedgerows in the county is very variable - some have been restored/replanted in recent years, but others have been removed or continue to decline through lack of appropriate management. Today we also see the impact of ash dieback disease on our hedgerow trees.

## Bogs and Peatlands

The extent of bog habitats has also shown a significant decline through time. Bog habitats are now scarce in the county, isolated within the wider agricultural landscape. They have been drained, planted on or lost to development. The Carmarthenshire Bogs Project has been working to restore six sites with lowland raised bog habitat, the council is working to restore the bog at Llyn Llech Owain country park and the Wildlife Trust of South and West Wales manage important sites at Carmel and Cors Goch, near Carmarthen.



## Air Quality

Clean air is a critical natural resource and is essential in protecting not only human health, but also Wales's natural and built environment. Air pollution affects both urban and rural areas. No levels of air pollution are 'safe'. Although air pollution from industry and transport has declined in recent decades, nitrogen-containing air pollutants continue to cause significant environmental harm where previous emissions of sulphur caused widespread acidification of water resources and damaged trees and forest soils.

Air quality monitoring in Wales is primarily undertaken by Local Authorities and, through several national networks, managed by the Welsh Government.

Poor air quality in the UK is estimated to cause 40,000 early deaths annually (Air Quality Expert Group, 2020), with 2,000 deaths in Wales alone, which amounts to 6% of total deaths (Public Health Wales, 2016) This was demonstrated during the COVID-19 pandemic where lockdown restrictions affected energy use, emissions and some air pollutants across the UK. Initial assessments suggest a reduction in nitrogen oxide (NO<sub>x</sub>), including NO<sub>2</sub> emissions in urban areas during lockdowns, as a result of lower traffic volumes (Clean Air Advisory Panel, 2020). This and the associated reduction in traffic noise is likely to have had a positive impact on well-being. A growing body of evidence indicates that the impact of air pollution goes beyond physical health and can impact on human well-being due to people's personal connections to the richness of their natural environment.

The effects of air pollution disproportionately affect those in deprived areas (SoNaRR2020 Aim 3 p16).

## Particulate Matter

Particulate matter (PM) consists of a mixture of solid particles and liquid droplets found in the air. A primary PM is directly emitted from source, a secondary PM can form in the atmosphere due to chemical reactions between pollutant gases. Overall figures for the region are lower than World Health Organisation (WHO) guidelines. Non-exhaust road transport emissions, domestic and industrial emissions contribute to the local peaks in urban areas. Domestic wood and coal burning also make a significant contribution. The size of the PM and length of exposure are key factors in the potential of adverse health conditions and determine where the impact will be on the body. Small particles less than 2.5µm in diameter pose the greatest problems because they can get deep into the lungs and bloodstream leading to respiratory problems. When exposure to PM reduces lung function, it also reduces the ability of people to access nature and benefit from it; as a result, this also reduces their quality of life. There is extensive evidence to show that long term exposure to PM increases mortality and morbidity from cardiovascular and respiratory diseases. PM has also been classified as carcinogenic to humans and causing lung cancer.

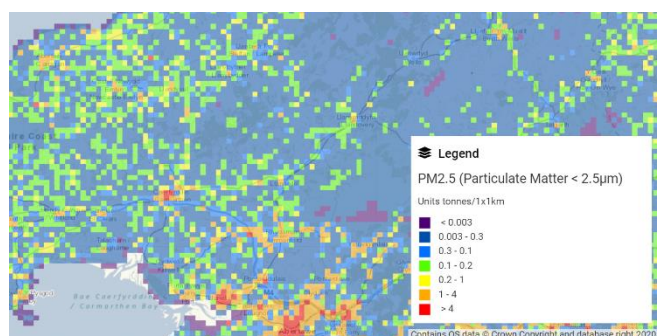
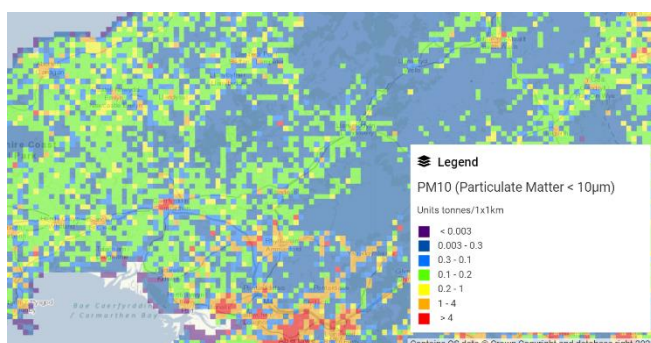




Figure 5: Particulate matter under 10 µm - take from National Atmospheric Emissions Inventory

Figure 4: Particulate matter under 2.5 µm - take from National Atmospheric Emissions Inventory

## Air Quality Management Areas

Local authorities are responsible to declare Air Quality Management Areas (AQMA) if national air quality objectives are not likely to be met. Across the region (Carmarthenshire, Ceredigion and Pembrokeshire) there are five active AQMAs: three in Carmarthenshire, none in Ceredigion and two in Pembrokeshire (see Table 1).

Local Authority	AQMA Name	Pollutants	Date Declared
<a href="#">Carmarthenshire County Council</a>	<a href="#">Llandeilo AQMA</a>	Nitrogen dioxide NO <sub>2</sub>	11/11/2011
<a href="#">Carmarthenshire County Council</a>	<a href="#">Llanelli AQMA</a>	Nitrogen dioxide NO <sub>2</sub>	02/08/2016
<a href="#">Carmarthenshire County Council</a>	<a href="#">Carmarthen AQMA</a>	Nitrogen dioxide NO <sub>2</sub>	02/08/2016
<a href="#">Pembrokeshire Council</a>	<a href="#">AQMA No. 1 2012</a>	Nitrogen dioxide NO <sub>2</sub>	06/07/2012
<a href="#">Pembrokeshire Council</a>	<a href="#">AQMA No. 2 2012</a>	Nitrogen dioxide NO <sub>2</sub>	06/07/2012

Table 1 AQMAs in the Carmarthenshire, Ceredigion and Pembrokeshire region

## Ammonia

Nitrogen is an important nutrient for plant growth and food production but excess can be emitted to the air as ammonia ( $\text{NH}_3$ ) from agriculture and waste management and re-deposited onto soils and plants, and into freshwater bodies. The impact of nitrogen, in particular ammonia pollution, is significant with 88% of sensitive habitats being damaged by high concentrations of nitrogen. More than half of Wales now experiences ammonia concentrations that are too high for lichen- and bryophyte-rich ecosystems to function properly; these include ancient woodland, bog, heathland and acid grassland (See Figure 6). In Wales, emissions of ammonia

were estimated at 25kt in 2012,

with agriculture contributing 85% of the total, and 52% of agricultural emissions

derived from cattle manure management alone. Concentrations are likely to increase unless measures to control agricultural emissions are implemented. Ammonia emissions can transform in the atmosphere and contribute to increased levels of particulate matter and ozone causing harm to human health. Agriculturally-dominated and sparsely populated counties like Pembrokeshire, Carmarthenshire and Ceredigion have an important role to play – and arguably a responsibility for – mitigating any negative impacts of agricultural emission on the wellbeing of people across the country. A key concern identified in SoNaRR 2020 “are the localised impacts of new ammonia sources associated with the rapid expansion of intensive poultry developments”. (Aazem and Bareham, 2015 cited in SoNaRR 2020).

## Actions Going Forward

Measures to combat air pollution, for example GI, can help transform urban and rural spaces by improving enjoyment and promoting positive behavioural changes. In addition, the cultural services imparted by ecosystems often depend on nitrogen-sensitive biodiversity, for example, in flower-rich meadows or lichen-draped woodlands.

The Welsh Government is committed to building healthier communities and better environments. Clean air has a central role in creating the right conditions for better health, well-being and greater physical activity in Wales. In September 2017, the Welsh Government published its national strategy, Prosperity for All, which sets out a cross-

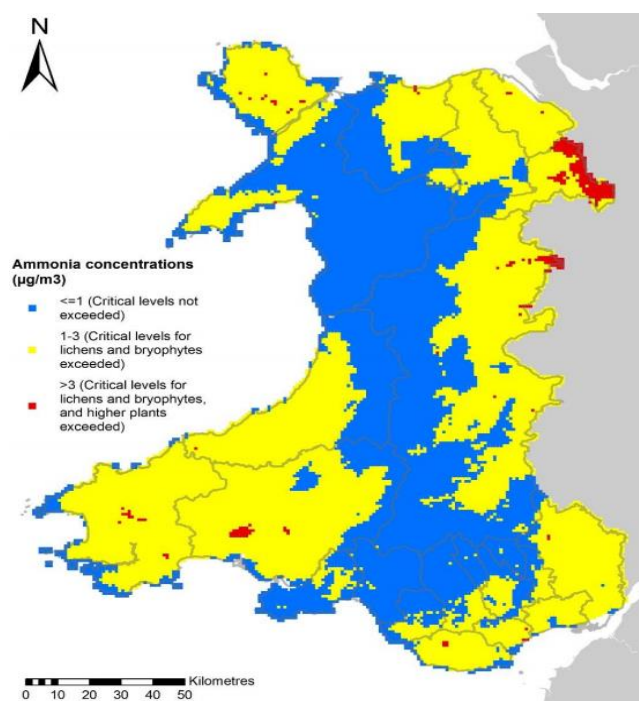


Figure 6: Ammonia concentrations across Wales



government commitment to reducing emissions and delivering vital improvements in air quality through planning, infrastructure, regulation, and health communication measures.

The existing vegetation in Wales takes up a significant amount of air pollutants. Restoring land cover and changing land use practice to maximise the regulating provision of the ecosystems can further reduce air pollutants. Studies have shown that this approach could be more beneficial than traditional abatement technologies and can be especially effective in combination.

Encouraging the use of the cleanest modes of transport for freight and passengers, active travel and the creation of urban green space, are likely to be key in reducing emissions in the future.

Expansion of the air quality monitoring network in Wales, in both the urban and rural environment would help strengthen our evidence and reliance on computer modelling, to better understand the scale and impact of key pollutants such as ammonia on the environment. Better data sharing as a result of new legislation, especially within the agricultural sector, will also allow us to target our interventions and policy to ensure pollution can be minimised.

## Wildfires

Wildfires continue to be a problem across Wales with 15,576 grassfires between 2015 – 2020. In the same period there were 4947 grassfires in the Mid and West Wales Fire and Rescue service area.

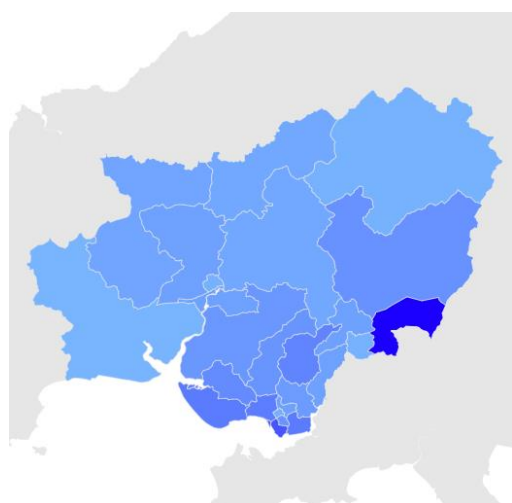


Figure 8: Deliberate grass, woodland and crop fires recorded by MSAO 2016-21

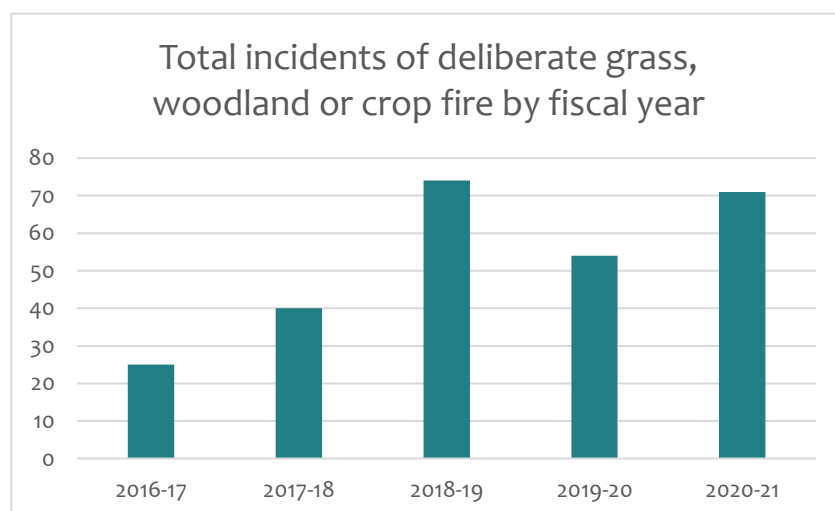


Figure 7: Deliberate grass fires reported my Mid and West Wales Fire and Rescue Service

In Carmarthenshire the areas most affected by deliberate wildfires are: Brynaman, Y Garnant & Glanaman, Llanelli South and Bynea & Llwynhendy. These are shown in blue on the graph of Carmarthenshire in Figure 8. Incidents of wildfires in our county have been more or less steady over the past five years.

The environmental harm caused by arson is significant, it can damage or destroy:

- Habitats, vulnerable plants, wildlife and grazing.
- Properties and historic features.
- Alter the physical structure, composition and hydrology of the soil.
- Affect water quality.
- Affect Air quality and potentially cause traffic accidents.

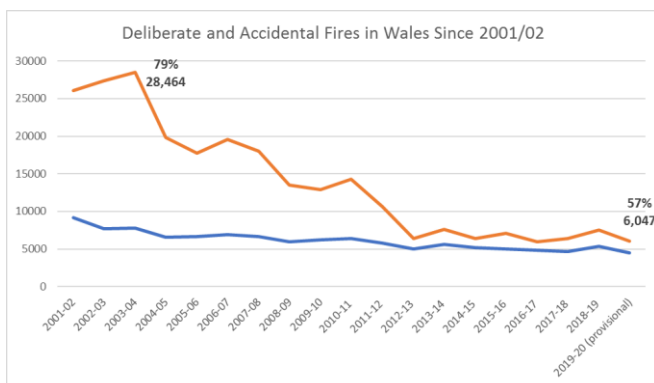


Figure 9: Long term trend of grass fires in Wales

Smoke from wildfires carries small particulates that pose a danger to human health, as detailed above. To combat the setting of deliberate wildfires in Wales an all Wales task force has been created, Operation Dawns Glow. When looking at the all Wales figures from 2001/2 there has been a significant improvement in both deliberate and accidental grassfires.

## Flood Risk

Flooding cause's significant damage and distress to those who live in areas affected. Floods are one of the most common environmental emergencies; with widespread and long-lasting health, environmental and financial impacts affecting homes and businesses and can significantly disrupt the normal functioning of whole communities. From a health perspective, quite often the worst affected are the most vulnerable in society.

Just over 15,000 properties in Carmarthenshire are currently at some level of flood risk from river or surface water flooding or coastal inundation. 9713 properties are at low risk, 2292 at medium risk and 3151 at high risk. Climate change will increase the number of properties, infrastructure and key services at risk of flooding. Places which do not currently flood will become at risk of flooding and those already known to be at risk will see the level of that risk become greater.

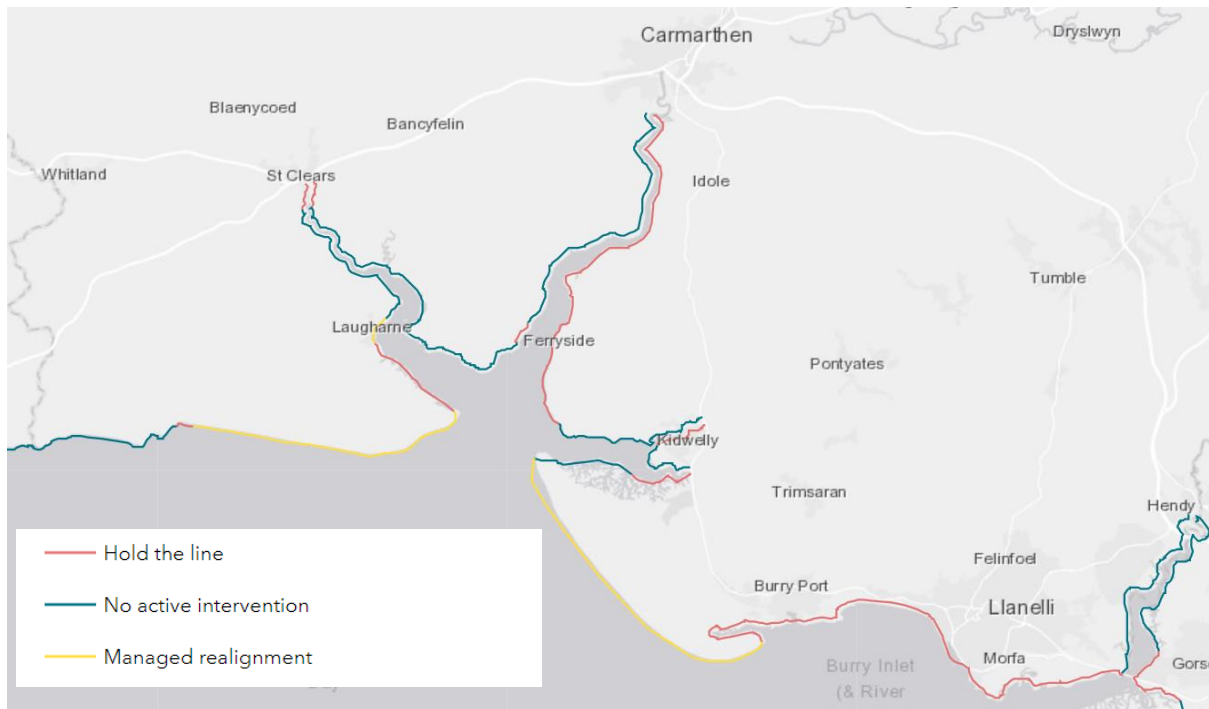
Extreme weather events will become more common; events such as the 2020 storms will increase the level and frequency of flooding. Three key climate change impacts relative to flood risk are extreme rainfall events, river flood flows and sea level rise.

NRW Communities at Risk Register (CaRR) identifies the 5 Carmarthenshire communities most at risk (i.e. combined tidal, pluvial and fluvial scores). Llanelli is considered a 'Significant Flood Risk Area' at a Wales scale i.e. it falls within the top 33 communities at risk in Wales.

CaRR 'community' name	Top 5 communities Max score ranking (undefended) (CaRR 2019)
Llanelli	1
Ammanford	2
Ferryside	3
Llwynhendy	4
Dafen	5

## Shoreline Management

Shoreline management deals with coastal erosion, designating areas that require intervention to either hold the current shoreline, reshape the coastline or areas where no intervention is required. Managing coastal erosion will play a significant role in areas at flood risk from the sea.



## Water Quality and Health

Our rivers, lakes, groundwater, estuaries, coasts and seas provide us with important natural benefits, many of which contribute to the well-being of local communities and the wider population. These benefits include:

- Providing clean fresh water for people to drink, for industry and for agriculture
- Clean rivers and seas for recreation, relaxation and enjoyment
- Income generation from business and industry, tourism, energy production, angling and commercial sea and shell fisheries
- Supporting resilient terrestrial and marine ecosystems and habitats
- Providing seafood (fish and shellfish) and for crop growth

The county has a rich and intricate network of rivers and streams ranging from narrow, deeply incised upland streams to the more gentle lowland meandering sections of the river Tywi. This range of freshwater habitats supports plants and animals (flora and fauna) characteristic of these habitats, and the network of watercourses acts as a corridor for wildlife movement throughout the county, linking wetland sites and bringing wildlife into the heart of our urban centres. The wildlife value of the county's rivers is recognised at a European and national level through the designation of the Tywi and Teifi, together with the Taf, Gwendraeth and Loughor

estuaries, as Sites of Special Scientific Interest (SSSIs) and Special Areas of Conservation (SACs).

By working together to improve and maintain the management and quality of our water resources we can deliver benefits for the environment, the local economy, health and quality of life

The waterways in Carmarthenshire being impacted by several significant risks. The water quality is being affected by pollution from nitrates, phosphorus and sediments from agriculture and sewage. Changes to river channels and banks pose barriers to fish, river structures and disruption of natural habitats. Invasive species are widespread, including Japanese knotweed and Himalayan balsam. There is an increasing demand for water.

To assess Water Framework Directive (WFD) compliance, NRW assess the condition of water bodies through monitoring, which produces an overall classification. The current classification or status for each water body is shown

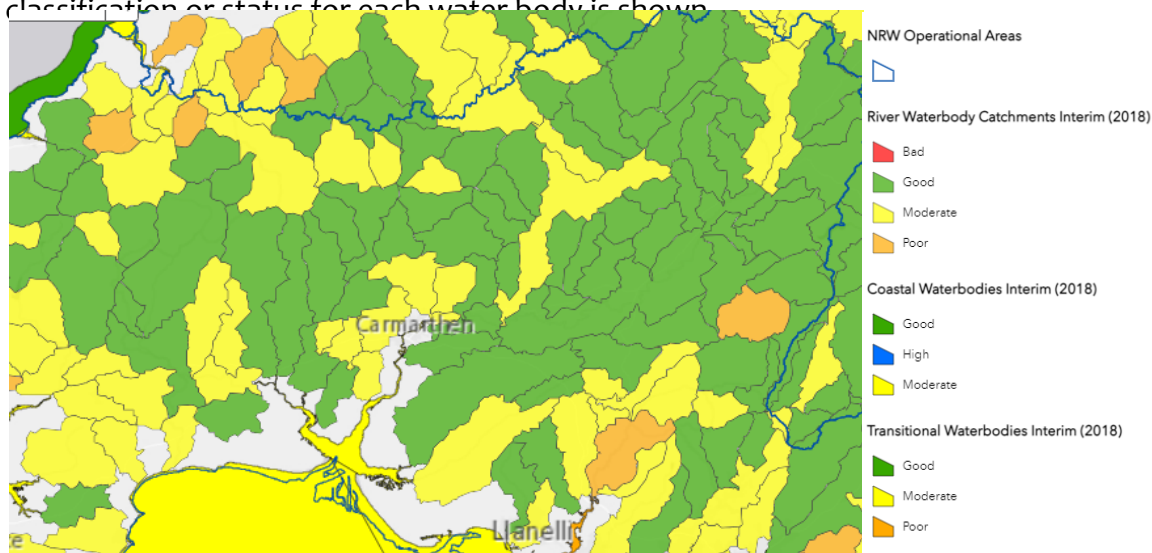


Figure 10: Classification of water bodies in Carmarthenshire taken from [Water Watch Wales](#)

## Bathing Waters

In Carmarthenshire we are lucky to be able to swim and enjoy recreation in some of the cleanest waters in the UK. This is similar for our neighbours in Ceredigion and Pembrokeshire. We have two designated bathing waters in Carmarthenshire, at Pembrey and Pendine, both have which have achieved excellent status. To ensure that we maintain the quality of the assets in our county it is important to monitor the impact of pressures on the water quality. These main pressures experienced in Carmarthenshire are: the impact of tourism, out-dated sewage systems and impacts from agriculture.

## Pollution Incidents

Between 2016-2020 there were 507 proven incidents of environmental pollution in Carmarthenshire. 86% were low impact events and 14% were high impact. Agriculture is the primary cause of environmental pollution, contributing to 135 of the total; followed by oils and fuels, contributing to a further 67 events.

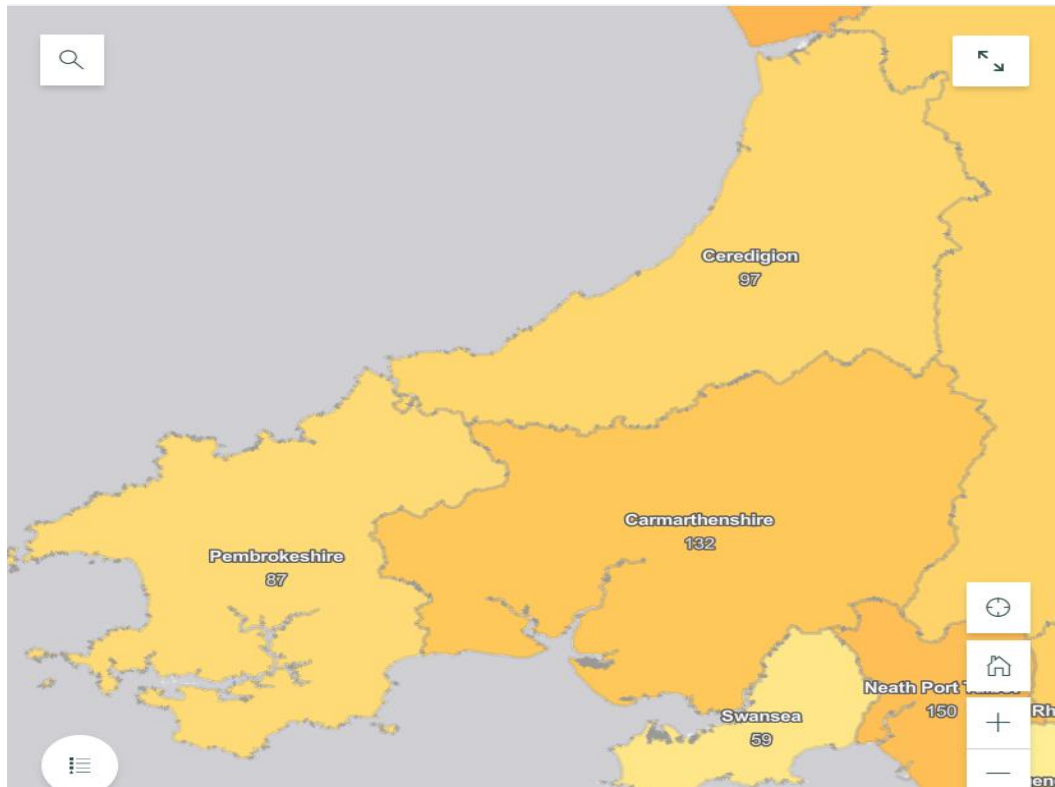
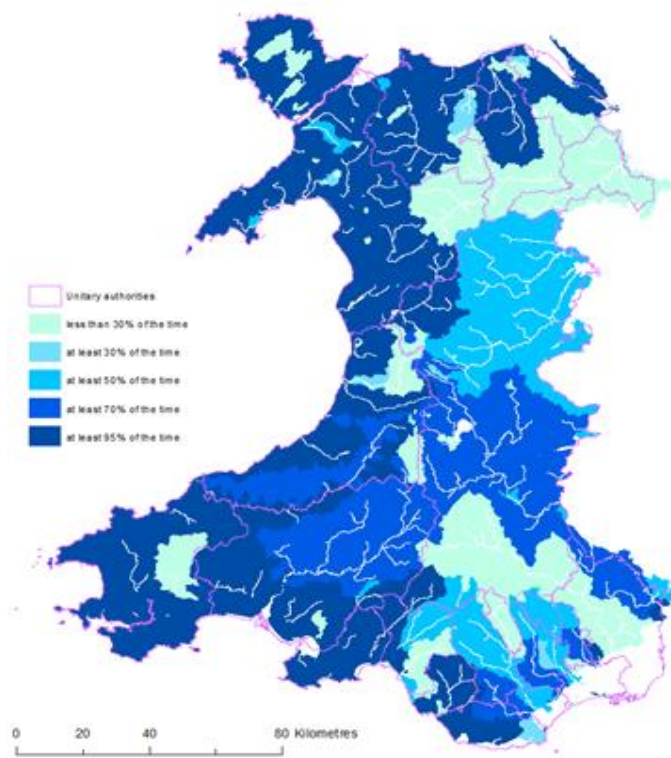


Figure 11: Number of confirmed environmental pollution incidents, taken from the [Wales Environment Pollution Incidents Interactive Map](#)

## Water resources



The demand for water must be balanced with the importance of protecting water resources for a healthy environment. Water is taken from rivers in Carmarthenshire for public water supply, agriculture, industry, power generation and amenity uses. 90% of the water taken in Carmarthenshire is for public water supply. River flows in the Tywi are influenced by the operation of Llyn Brianne reservoir which is in the upper catchment. Water is not directly abstracted from the reservoir but is instead released to

augment flows in the Tywi for abstraction for public water supply further downstream. The River Tywi is a designated SAC and so affords a high level of environmental protection, ensuring adequate flows must be maintained.

Demand for water is increasing as the local population increases and tourism numbers increase. The impacts of COVID led to an even greater increase in tourist numbers but whether this increase will continue in future is unknown. Water resources will come under increased pressure in the future, impacting the ecosystems, people and businesses which rely upon them.

## Waste + Recycling

Living in a 'disposable' society where waste is continually generated increases pressure on the use of our natural resources. Once waste is generated it requires treatment at facilities that require land, consume energy and water and produce emissions to the environment. If waste is not handled and treated properly it can be harmful to ecosystems, biodiversity and the well-being of the population.

Wales is transitioning to a high recycling nation which is a necessary component of a circular and regenerative economy. However, more needs to be done to prevent waste from being generated if we are to achieve zero waste and one planet living. The pace of becoming a high recycling nation must be matched with the provision of suitable waste



facilities and end markets for materials, particularly for material streams that are currently difficult to recycle.

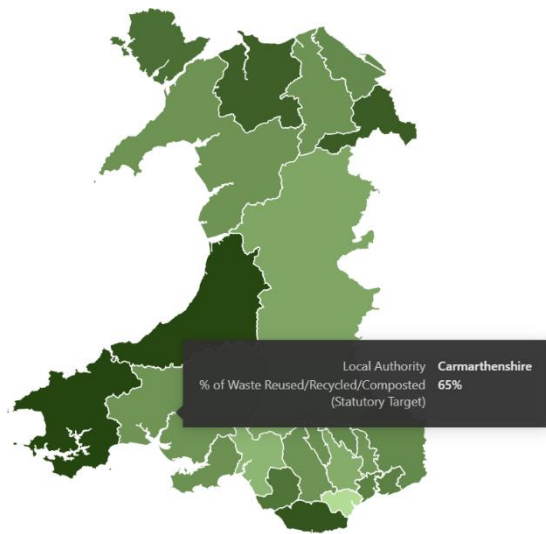


Figure 12: Percent of all waste recycled, taken from [Powys Data](#)

Residents in our county have contributed to an excellent level of recycling, at 65% of waste. This figure can still be improved, with an aim to reach a similar level of neighbouring counties in our region.

Fly tipping occurs at a significant level, with the total number of recorded events being the second highest in Wales, only after Cardiff. Fly tipping has seen a large rise in recent years, after previously reducing up to 2016, the figure has now quadrupled. Whereas other areas in our region have significantly reduced.

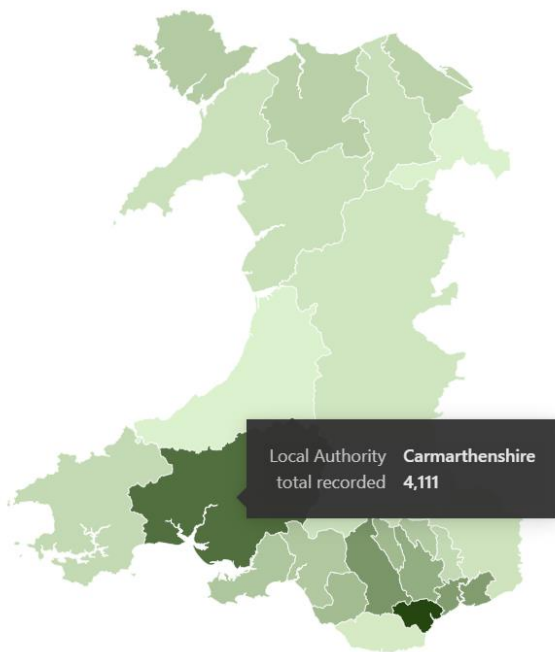


Figure 13: Incidents of fly tipping, taken from [Powys Data](#)

## Ecosystem Resilience

Ecosystem resilience is the capacity of ecosystems to deal with disturbances, either by resisting them, recovering from them, or adapting to them, whilst retaining their ability

to deliver services and benefits now and in the future. Disturbances include (but are not limited to): habitat and species loss and deterioration; climate change; pollution and invasive non-native species.

Healthy and resilient ecosystems that are resistant to threats and disturbances provide benefits including:

- Clean air and water
- Provision of food
- Ability to adapt to climate change and extreme weather events e.g. flood prevention
- Store carbon ('green' and 'blue') to mitigate the impacts of climate change
- Protected habitats, biodiversity and landscapes for their intrinsic value and associated improved health and well-being
- Economic from tourism, recreation and enjoyment of landscapes and iconic species such as seabirds and seals

Work that can be done to improve the ecosystem resilience in our county starts with the development of an understanding of value of the natural environment and recognise biodiversity as an asset. Biodiversity underpins the social and economic systems we rely on in Wales and despite a more integrated policy framework, we struggle to find ways to measure it as an economic asset. Clear information is needed to show where declines in biodiversity and other natural resources are leading to impacts on wellbeing. Developing this understanding and bringing that understanding into decision making will be a critical step in building future ecosystem resilience.

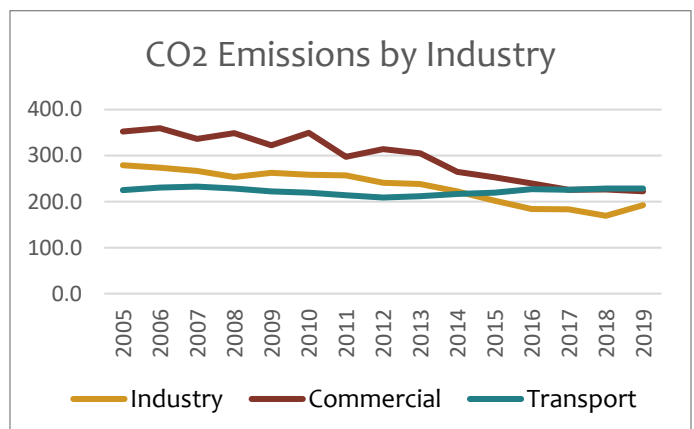
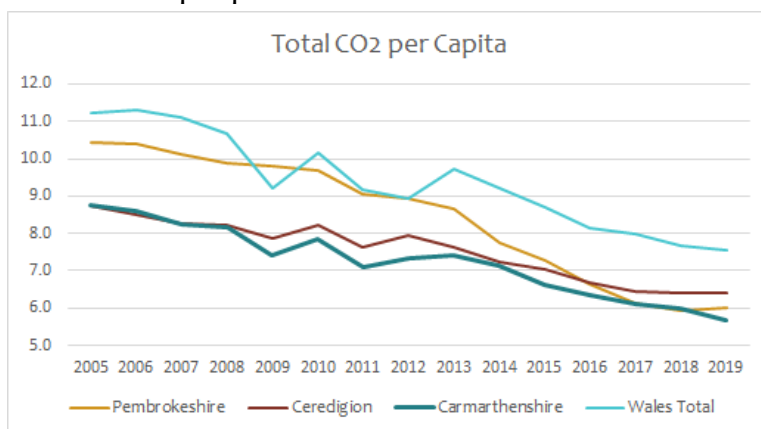
## Climate Change

There is clear evidence of climate change in Wales, e.g. increase in mean daily temperatures, reduction in air frosts, and increase in storm events. This is predicted to have a range of impacts on habitats and species including a decline in native species, changes in migration patterns and increases in invasive species. In addition, the State of Natural Resources Report identified the potential for increased coastal erosion, affecting beaches, intertidal areas and other coastal features – this could have a significant impact along our extensive coastline. Any climate change policies need to be integrated with policies for biodiversity. A climate emergency is a biodiversity emergency. Climate change mitigations can exacerbate the biodiversity crisis so there is always a need for them to be considered together.

Further emphasis should be given to the role of nature recovery in both mitigating and adapting to climate change, recognising the significance of these two interrelated challenges. By putting nature into recovery, we can tackle climate change. Thriving habitats can safely lock up vast amounts of carbon, while providing other vital benefits that help us adapt to our future climate, such as flood prevention, clean water and improved health and wellbeing.

## Carbon Dioxide

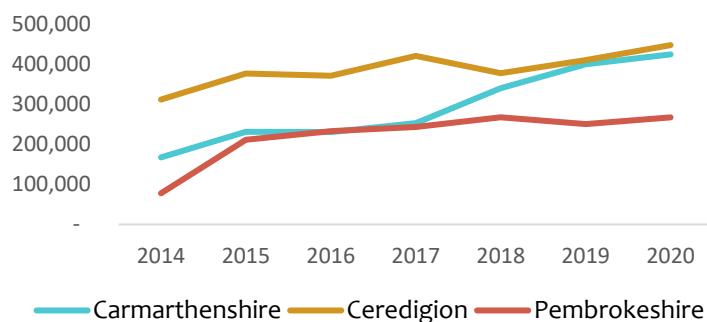
Carbon dioxide emissions do not directly pose the same health risks as other gases, such as carbon monoxide. However, impacts of high carbon dioxide emissions are felt globally through climate change; in turn creating a large impact on the health and well-being of people.



The CO<sub>2</sub> emissions per capita in Carmarthenshire are reducing, following the same pattern as seen in Ceredigion, Pembrokeshire and across Wales. Overall emissions across the three sectors, commercial, transport and industry are in decline. Emissions from transport has the commercial sector are now producing around equal emissions after a slight increase in the emissions from transport across the county.

## Renewable Energy Generation

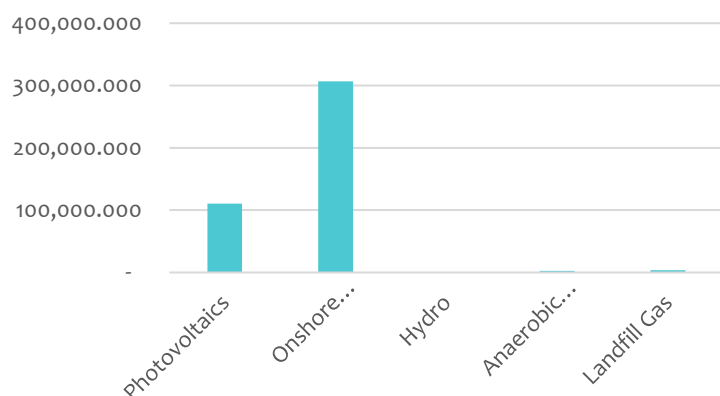
TOTAL RENEWABLE ELECTRICITY GENERATION (MWh)



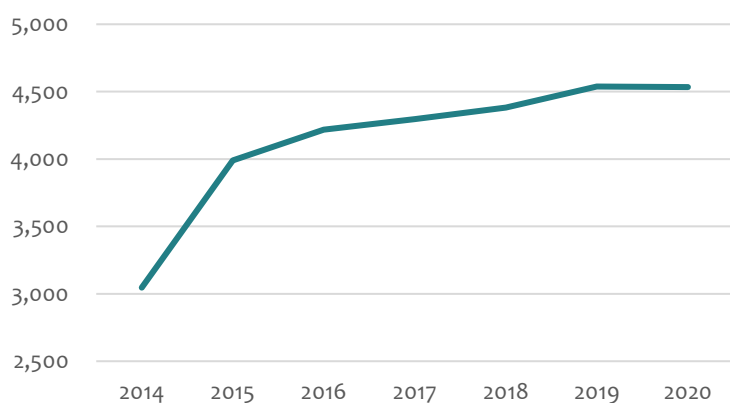
The capacity and generation of renewable electricity has been increasing in Carmarthenshire, the wider region, and across Wales in recent years.

As of 2020 there were 4534 renewable energy sites in Carmarthenshire, a significant increase from the 3046 sites present in 2014. Of these, onshore wind farms generated the most electricity in 2020, followed by photovoltaics.

Renewable Electricity Generated (MWh) in 2020



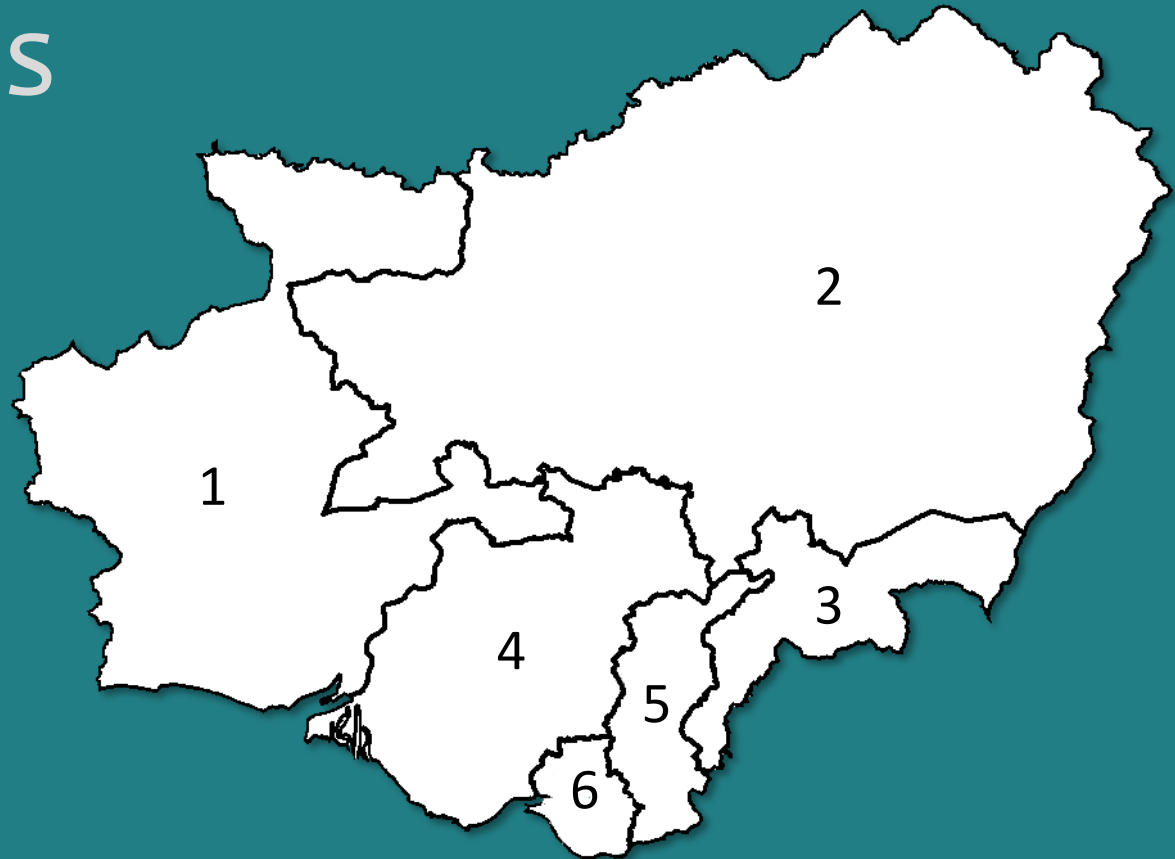
Total Renewable Energy Sites



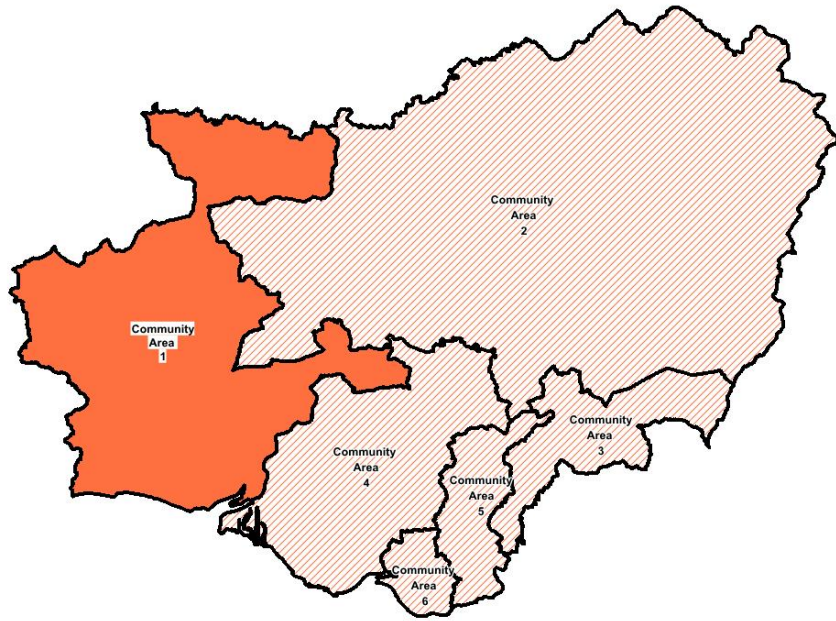
# Carmarthenshire

---

## Community Area Well-being Profiles



# COMMUNITY AREA 1



## Key Headlines:

- Levels of poverty are high.
- House prices are higher than the county and national averages.
- The retail sector is the largest employer.
- The percentage of homes without central heating are high in some wards.

The Well-being of Future Generations Act was introduced in April 2016 with the intention to create the Wales we want for now and in the future. Within this Act, Public Services Boards (PSBs) were created to encourage co-production and joined up working from public bodies, to improve the social, economic, environmental, and cultural well-being in their area.

This community area profile details the information that we have about Community Area 1. It also breaks down the priorities that residents felt were important from our engagement with Carmarthenshire residents in the run up to the creation of the Local Well-being Assessment.

Community Area 1 has a population of 32,054 residents in an area which consists of the electoral wards listed below:

Carmarthen Town North	Llangunnor
Carmarthen Town South	Llansteffan
Cenarth	St. Clears
Laugharne	Trelech
Llanboidy	Whitland
Llangel	

## Population

According to CACI Paycheck data there are 14,111 households<sup>1</sup> in *Community Area 1*. The 2020 Mid-Year Population estimate states there are 32,054 residents<sup>2</sup> living in Community Area 1.

*Source: 1- CACI Paycheck 2020 2-ONS MYE 2020*

Across Carmarthenshire 1.9% of residents identify themselves as non-white, in Community Area 1 this is higher than the county average at 2.2%. Both figures are below the Welsh figure of 4.4%.

When considering where residents in Community Area 1 were born 69% were born in Wales and 4.4% born outside of the UK. The rest comprise of those born in other countries within the UK.

*Source: 2011 Census*


24% of residents in Community Area 1 reported having a disability or life limiting illness in the 2011 Census. Less than the average of 24% in Equal to the Carmarthenshire figure but slightly higher than the national average of 23%.

*Source: 2011 Census*

### Household composition:

Total Households	13,635	
All households with dependent children	3,442	25.2%
All households aged 65+	3,594	26.4%
Average Household size (persons)	2.4	

*Source: Census 2011*



*Mid-Year Population Estimates 2020.*

## Housing

In Community Area 1 the average House price is **£195,688**. This is more than the average across the county and Wales, £185,431 and £183,129 respectively.

*Source: ONS March 2021*

Across Wales and Carmarthenshire, the percentage of homes without central heating stands at 2.3%. In Community Area 1 this is higher, with an average of 3.8%. The area where this is most prevalent is the wards of Trelech (8.4%) and Llanboidy (8.3%).

*Source: 2011 Census*



## Economy

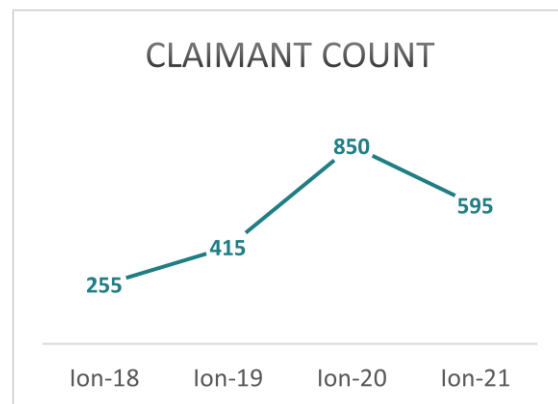
**32.9%** of households in this community area are classed as **'living in poverty'**<sup>1</sup> varying from 24.8% in Llansteffan to 39.4% in Carmarthen Town South. This is below the Carmarthenshire average of 33.8% and the same as the Welsh average of 32.9%.

The median income in *Community Area 1* is **£27,197**.

*CACI Paycheck 2020*

### Claimant Count

The number of people claiming Job Seeker's Allowance rose as expected in 2020, now coming back down to pre-pandemic levels.



*Source: ONS*

The majority of residents in Community Area 1 are economically active.<sup>1</sup> The most recent Local Authority data shows that this is less than the figures for Carmarthenshire (71.8%) and Wales as a whole (76%).<sup>2</sup>

<b>Economically Active</b>	<b>15,179</b>	<b>66.6%</b>
<b>Economically Inactive</b>	<b>7,603</b>	<b>33.4%</b>

*Source: 1 - Census 2011, 2 - ONS Annual Population Survey*

Wholesale and retail are the largest sector of employment in Community Area 1, this echoes the picture across Carmarthenshire and Wales. The top five areas of employment are in the following industries:

<b>Wholesale &amp; Retail</b>	<b>17%</b>
<b>Human, Health &amp; Social Work</b>	<b>16%</b>
<b>Construction</b>	<b>10%</b>
<b>Education</b>	<b>9%</b>
<b>Public Administration &amp; Defence</b>	<b>8%</b>

*Source: Census 2011*

### No Qualifications:

Just over a quarter (25.9%) of residents aged 16 and over have no qualifications. (Carmarthenshire 26.8% / Wales 25.9%)<sup>1</sup>. This includes the retired population, the percentage of the working age population in Carmarthenshire with no qualifications is 17.46%.<sup>2</sup>

*Source: 1-Census 2011 2-WIMD 2014*

## Cymraeg

Welsh speaking rates across Community Area 1 are similar to that across the county. This is substantially higher than the national average of 18.7%.

### Welsh Language skills:

	<b>CA 1</b>		<b>Carms</b>	
<b>Can speak Welsh</b>	13,201	43.5%	78,048	43.9%
<b>No skills in Welsh</b>	13,007	42.9%	74,355	41.9%

*Source: Census 2011*

### Survey Responses for Community Area 1

When asked what three things are most valued about in relation to County's vibrant community and thriving Welsh language the highest responses were:

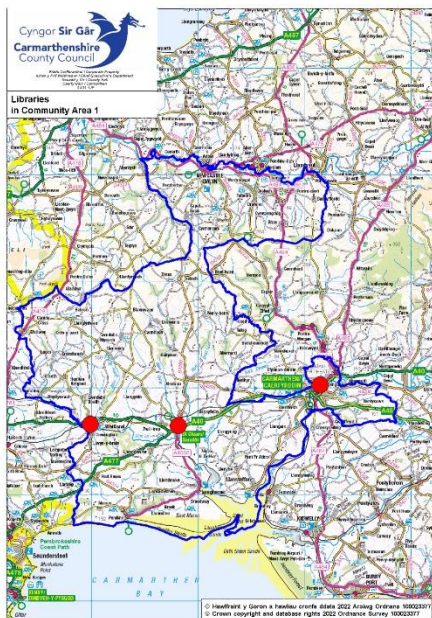
<b>Locally produced food</b>	<b>53%</b>
<b>Heritage / history</b>	<b>46%</b>
<b>Being able to use the Welsh language</b>	<b>42%</b>

*Source: Regional Well-being Survey 2021*

<sup>1</sup>(An average household income of 60% below the GB median income of £33,278 @ 2020)

<sup>2</sup> (Gross household income from all sources including earnings, benefits and investments)

## Community Well-being

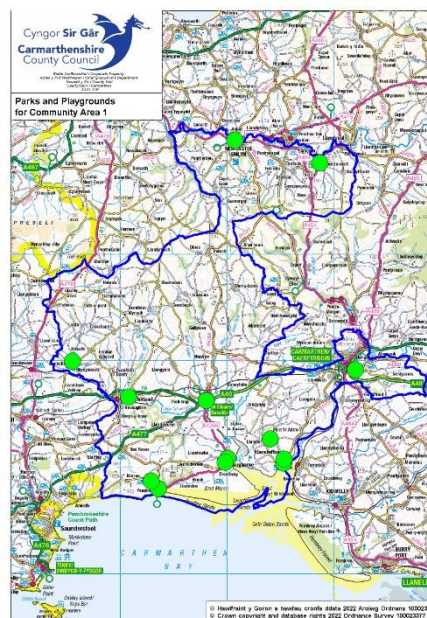


In Community Area 1 there are 3 libraries and 13 parks and playgrounds. They are distributed across the areas with highest populations.

	CA1	Carms
Parks	13	139
Libraries	3	16

Source: CCC

The number of parks and playgrounds is the second lowest in Carmarthenshire. The number of libraries is similar to that across the county.



### Survey Responses for Community Area 1

When asked what three things are most valued about their local environment these were the highest responses:

Access to nature and green spaces	71%
Clean air	44%
Wildlife	41%

When asked what three things are most valued about the community that they lived in, the highest responses were:

Feeling safe in my community	65%
Feeling safe in my home	62%
People in my local area treating each other with respect	53%

Source: Regional Well-being Survey 2021

## Safety

There were **2,003** recorded crime instances in this Community area during 2020/21 with 805 (40%) of these being violence against the person, followed by 236 public order offences and 207 Arson & criminal damage instances.

Source: Crime Volumes 2020-21 Dyfed Powys Police

16% of crimes provided by DPP in Carmarthenshire in 2020-21 took place in community area 1. The majority of these crimes were Violence Against the Person, accounting for 40% of recorded crimes.

Source: Crime Volumes 2020-21 Dyfed Powys Police

### Survey Responses for Community Area 1

When asked what three things are most valued about living in a society which strives to be equal for all, the highest responses were:

Being accepted for who I am	47%
What I choose to do not being determined by my age, sex, gender, race, background, belief and whether I am/am not disabled	46%
Living in a community where I do not feel unsafe because of my age, sex, gender, race, background, belief of disability/non disability	45%

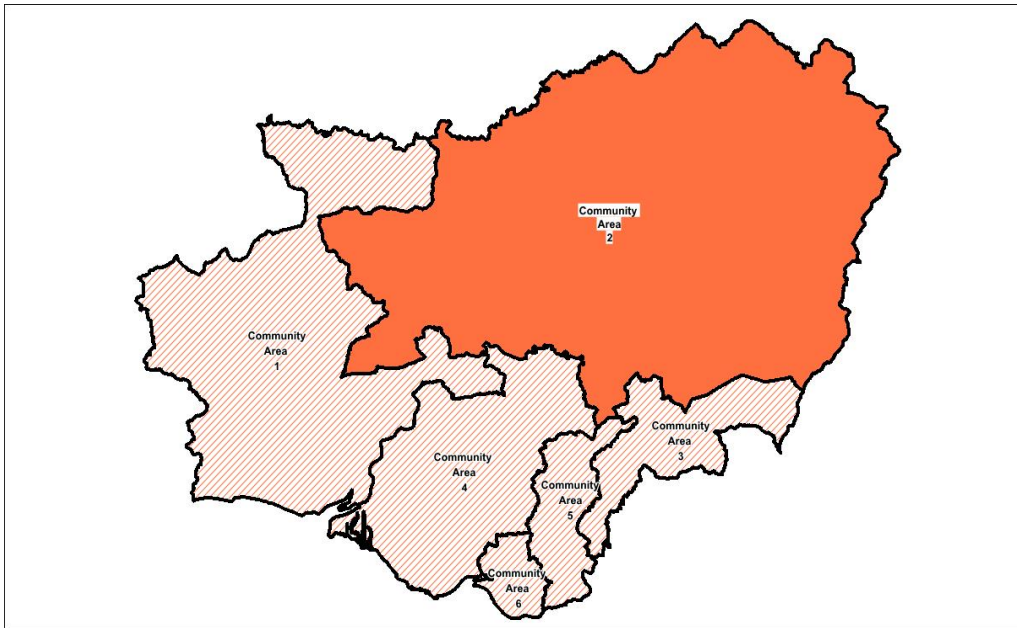
Source: Regional Well-being Survey 2021

When asked what three things are most valued for a prosperous community, the highest responses were:

Good transport network meets the needs of rural non-rural areas	52%
A stable income	48%
Affordable housing opportunities	36%
Greener economy & Affordable housing	36%

Source: Regional Well-being Survey 2021

# COMMUNITY AREA 2



## Key Headlines:

- Rates of poverty vary significantly across the area.
- House prices are higher than the county and national averages.
- The retail sector is the largest employer.
- The percentage of homes without central heating are high in some wards.

The Well-being of Future Generations Act was introduced in April 2016 with the intention to create the Wales we want for now and in the future. Within this Act, Public Services Boards (PSBs) were created to encourage co-production and joined up working from public bodies, to improve the social, economic, environmental, and cultural well-being in their area.

This community area profile details the information that we have about Community Area 2. It also breaks down the priorities that residents felt were important from our engagement with Carmarthenshire residents in the run up to the creation of the Local Well-being Assessment.

Community Area 2 has a population of 33,840 residents in an area which consists of the electoral wards listed below:

Abergwili	Llanegwad
Carmarthen Town West	Llanfihangel Aberbythych
Cilycwm	Llanfihangel-ar-Arth
Cynwyl Elfed	Llangadog
Cynwyl Gaeo	Llanybydder
Llandeilo	Manordeilo and Salem
Llandovery	

## Population

According to CACI paycheck data there are 14,406 households<sup>1</sup> in *Community Area 2*. The 2020 Mid-Year Population estimate states there are 33,840 residents<sup>2</sup> living in *Community Area 2*.

*Source: 1- CACI Paycheck 2020 2-ONS MYE 2020*

Across Carmarthenshire 1.9% of residents identify themselves as non-white, in *Community Area 2* this is lower than the county average at 1.7%. Both figures are below the Welsh figure of 4.4%.

When considering where residents in *Community Area 2* were born 67% were born in Wales and 4.4% born outside of the UK. The rest comprise of those born in other countries within the UK.

*Source: 2011 Census*


22% of residents in *Community Area 2* reported having a disability or life limiting illness in the 2011 Census. Less than the average of 24% across Carmarthenshire and slightly lower than the national average of 23%.

*Source: 2011 Census*

### Household composition:

Total Households	13,999	
All households with dependent children	3,717	26.6%
All households aged 65+	3,634	26.0%
Average Household size (persons)	2.4	

*Source: Census 2011*



*Mid-Year Population Estimates 2020.*

## Housing

In *Community Area 2* the average House price is **£201,199**. This is more than the average across the county and Wales, £185,431 and £183,129 respectively.

*Source: ONS March 2021*

Across Wales and Carmarthenshire, the percentage of homes without central heating stands at 2.3%. In *Community Area 2* this is higher, with an average of 4%. The area where this is most prevalent is the wards of Llandovery, Llandeilo and Cilycwm at 5.2%

*Source: 2011 Census*



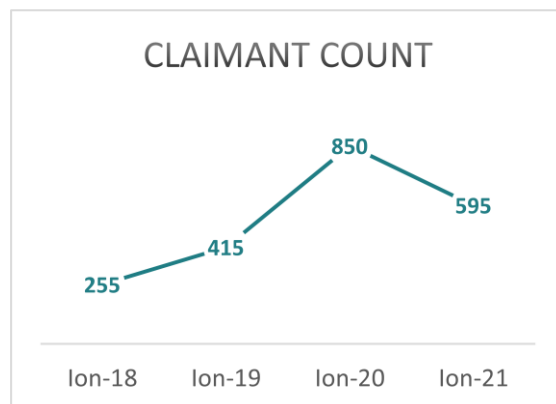
## Economy

**30%** of households in this community area are classed as **'living in poverty'**<sup>1</sup> varying from 23.2% in Manordeilo and Salem to 36% in Llanybydder. The average for Community Area 2 is below the Carmarthenshire average of 33.8% and the Welsh average of 32.9%.

The median income in *Community Area 2* is **£31,455**.

### Claimant Count

The number of people claiming Job Seeker's Allowance rose as expected in 2020, now coming back down to pre-pandemic levels.



Source: ONS

The majority of residents in Community Area 2 are economically active.<sup>1</sup> The most recent Local Authority data shows that this is less than the figures for Carmarthenshire (71.8%) and Wales as a whole (76%).<sup>2</sup>

Economically Active	16,371	67.1%
Economically Inactive	8,023	32.9%

Source: 1 - Census 2011, 2 - ONS Annual Population Survey

Wholesale and retail is the largest sector of employment in Community Area 2, this echoes the picture across Carmarthenshire and Wales. The top five areas of employment are in the following industries:

Wholesale & Retail	15%
Human, Health & Social Work	14%
Education	11%
Agriculture, Forestry & Fishing	10%
Construction	9%

Source: Census 2011

### No Qualifications:

Just under a quarter (24%) of residents aged 16 and over have no qualifications. (Carmarthenshire 26.8% / Wales 25.9%)<sup>1</sup>. This includes the retired population, the percentage of the working age population in Carmarthenshire with no qualifications is 17.46%.<sup>2</sup>

Source: 1-Census 2011 2-WIMD 2014

## Cymraeg

Welsh speaking rates across Community Area 2 are similar to that across the county. This is substantially higher than the national average of 18.7%.

### Welsh Language skills:

	CA 2		Carms	
Can speak Welsh	16,103	49.6%	78,048	43.9%
No skills in Welsh	12,480	38.5%	74,355	41.9%

Source: Census 2011

### Survey Responses for Community Area 2

When asked what three things are most valued about in relation to County's vibrant community and thriving Welsh language the highest responses were:

Locally produced food	56%
Being able to use the Welsh language	49%
Local Festivals/Events	41%

Source: Regional Well-being Survey 2021

<sup>1</sup>(An average household income of 60% below the GB median income of £33,278 @ 2020)

<sup>2</sup> (Gross household income from all sources including earnings, benefits and investments)

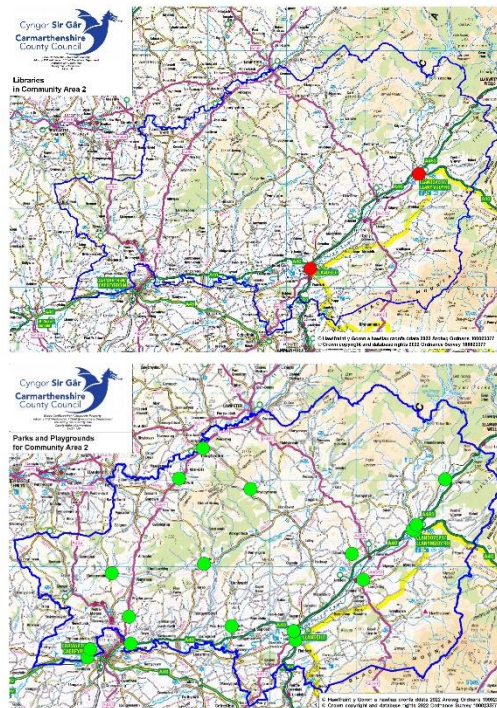
## Community Well-being

In Community Area 1 there are 2 libraries and 18 parks and playgrounds. They are distributed across the areas with highest populations.

	CA2	Carms
Parks	18	139
Libraries	2	16

Source: CCC

The number of parks and playgrounds is one of the lowest in Carmarthenshire. The number of libraires is similar to that across the county.



## Survey Responses for Community Area 2

When asked what three things are most valued about their local environment these were the highest responses:

Access to nature and green spaces	73%
Clean air	47%
Landscape and Views	47%

When asked what three things are most valued about the community that they lived in, the highest responses were:

Feeling safe in my community	63%
Feeling safe in my home	59%
People in my local area treating each other with respect	56%

Source: Regional Well-being Survey 2021

## Safety

There were **1,262** recorded crime instances in this Community area during 2020/21 with 601 (48%) of these being violence against the person, followed by 143 Arson & criminal damage and 139 Theft instances.

Source: Crime Volumes 2020-21 Dyfed Powys Police

10% of crimes provided by DPP in Carmarthenshire in 2020-21 took place in community area 2. The majority of these crimes were Violence Against the Person, accounting for 48% of recorded crimes.

Source: Crime Volumes 2020-21 Dyfed Powys Police

## Survey Responses for Community Area 2

When asked what three things are most valued about living in a society which strives to be equal for all, the highest responses were:

Being accepted for who I am	44%
Living in a community where I do not feel unsafe because of my age, sex, gender, race, background, belief of disability/non disability	42%
Being able to express myself freely	38%

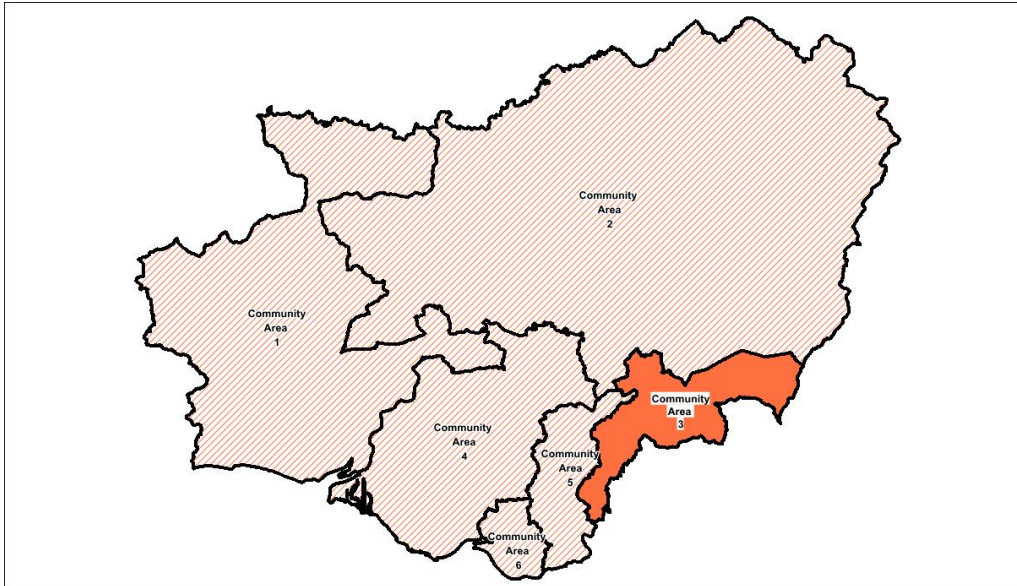
Source: Regional Well-being Survey 2021

When asked what three things are most valued for a prosperous community, the highest responses were:

Good transport network meets the needs of rural non-rural areas	47%
A stable income	45%
Affordable housing opportunities	43%

Source: Regional Well-being Survey 2021

# COMMUNITY AREA 3



## Key Headlines:

- Levels of poverty are high.
- House prices are lower than the county and national averages.
- The retail sector is the largest employer.
- Access to nature and green spaces was the highest value asset in the area.

The Well-being of Future Generations Act was introduced in April 2016 with the intention to create the Wales we want for now and in the future. Within this Act, Public Services Boards (PSBs) were created to encourage co-production and joined up working from public bodies, to improve the social, economic, environmental, and cultural well-being in their area.

This community area profile details the information that we have about Community Area 3. It also breaks down the priorities that residents felt were important from our engagement with Carmarthenshire residents in the run up to the creation of the Local Well-being Assessment.

Community Area 3 has a population of 30,108 residents in an area which consists of the electoral wards listed below:

Ammanford	Llandybie
Betws	Pontaman
Garnant	Cwarter Bach
Glanaman	Saron
Hendy	Tycroes



## Population

According to CACI Paycheck data there are 13,096 households<sup>1</sup> in *Community Area 3*. The 2020 Mid-Year Population estimate states there are 30,108 residents<sup>2</sup> living in *Community Area 3*.

*Source: 1- CACI Paycheck 2020 2-ONS MYE 2020*

Across Carmarthenshire 1.9% of residents identify themselves as non-white, in *Community Area 3* this is slightly lower than the county average at 1.5%. Both figures are below the Welsh figure of 4.4%.

When considering where residents in *Community Area 3* were born 80% were born in Wales and 2.6% born outside of the UK. The rest comprise of those born in other countries within the UK.

*Source: 2011 Census*


27% of residents in *Community Area 3* reported having a disability or life limiting illness in the 2011 Census. Higher than the average of 24% across Carmarthenshire and the national average of 23%.

*Source: 2011 Census*

### Household composition:

Total Households	12,349	
All households with dependent children	3,534	28.6%
All households aged 65+	3,020	24.5%
Average Household size (persons)	2.4	

*Source: Census 2011*



*Mid-Year Population Estimates 2020.*

## Housing

In *Community Area 3* the average House price is **£142,113**. This is lower than the average across the county and Wales, £185,431 and £183,129 respectively.

*Source: ONS March 2021*

Across Wales and Carmarthenshire, the percentage of homes without central heating stands at 2.3%. In *Community Area 3* this is lower, with an average of 1.9%. The area where this is most prevalent is the ward of Hendy (1.8%).

*Source: 2011 Census*

## Economy

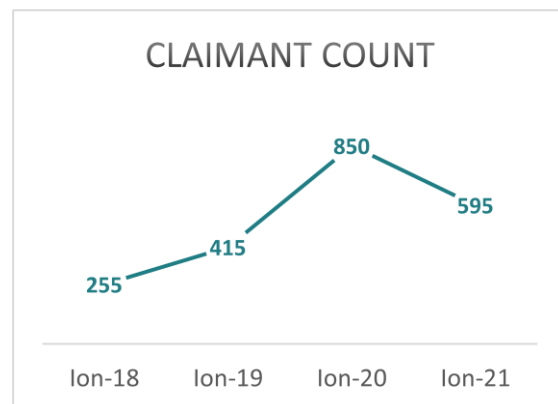
**34%** of households in this community area are classed as **'living in poverty'**<sup>1</sup> varying from 29% in Tychores to 42.4% in Ammanford. This is above the Carmarthenshire average of 33.8% and the same as the Welsh average of 32.9%.

The median income in *Community Area 3* is **£23,989**.

*CACI Paycheck 2020*

### Claimant Count

The number of people claiming Job Seeker's Allowance rose as expected in 2020, now coming back down to pre-pandemic levels.



*Source: ONS*

The majority of residents in Community Area 3 are economically active.<sup>1</sup> The most recent Local Authority data shows that this is less than the figures for Carmarthenshire (71.8%) and Wales as a whole (76%).<sup>2</sup>

<b>Economically Active</b>	<b>13,172</b>	<b>66.6%</b>
<b>Economically Inactive</b>	<b>7,553</b>	<b>36.4%</b>

*Source: 1 - Census 2011, 2 - ONS Annual Population Survey*

Wholesale and retail is the largest sector of employment in Community Area 3, this echoes the picture across Carmarthenshire and Wales. The top five areas of employment are in the following industries:

<b>Wholesale &amp; Retail</b>	<b>16%</b>
<b>Human, Health &amp; Social Work</b>	<b>15%</b>
<b>Education</b>	<b>11%</b>
<b>Public Administrations &amp; Defence</b>	<b>11%</b>
<b>Manufacturing</b>	<b>10%</b>

*Source: Census 2011*

### No Qualifications:

Just over a quarter (26.7%) of residents aged 16 and over have no qualifications. (Carmarthenshire 26.8% / Wales 25.9%)<sup>1</sup>. This includes the retired population, the percentage of the working age population in Carmarthenshire with no qualifications is 17.46%.<sup>2</sup>

*Source: 1-Census 2011 2-WIMD 2014*

## Cymraeg

Welsh speaking rates across Community Area 3 are similar to that across the county. This is substantially higher than the national average of 18.7%.

### Welsh Language skills:

	<b>CA 3</b>		<b>Carms</b>	
<b>Can speak Welsh</b>	15,174	54.5%	78,048	43.9%
<b>No skills in Welsh</b>	8,630	42.9%	74,355	31.0%

*Source: Census 2011*

### Survey Responses for Community Area 3

When asked what three things are most valued about in relation to County's vibrant community and thriving Welsh language the highest responses were:

<b>Heritage/history</b>	<b>47%</b>
<b>Locally produced food</b>	<b>45%</b>
<b>Local festivals/events</b>	<b>37%</b>

*Source: Regional Well-being Survey 2021*

<sup>1</sup>(An average household income of 60% below the GB median income of £33,278 @ 2020)

<sup>2</sup> (Gross household income from all sources including earnings, benefits and investments)

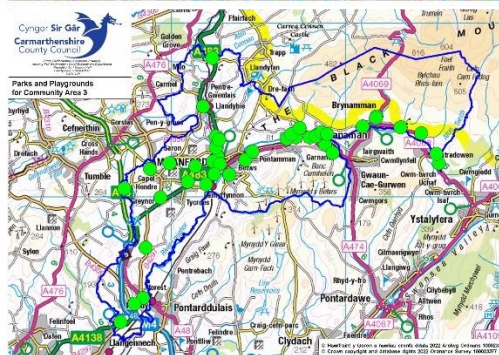
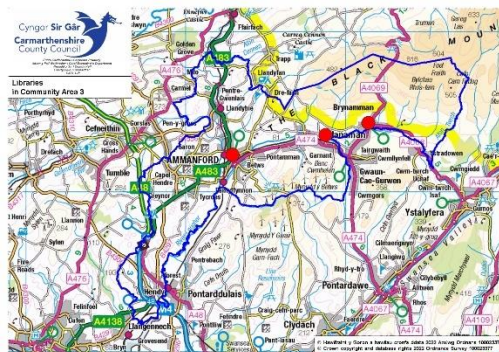
## Community Well-being

In Community Area 3 there are 3 libraries and 40 parks and playgrounds. They are distributed across the areas with highest populations.

	CA3	Carms
Parks	40	139
Libraries	3	16

Source: CCC

The number of parks and playgrounds is the highest in Carmarthenshire. The number of libraries is similar to that across the county.



## Survey Responses for Community Area 3

When asked what three things are most valued about their local environment these were the highest responses:

Access to nature and green spaces	72%
Landscape & Views	48%
Clean Air	44%

When asked what three things are most valued about the community that they lived in, the highest responses were:

People in my local area treating each other with respect	72%
Feeling safe in my home	65%
Feeling safe in my community	55%

Source: Regional Well-being Survey 2021

## Safety

There were **1,799** recorded crime instances in this Community area during 2020/21 with 829 (46%) of these being violence against the person, followed by 217 arson & criminal damage offences and 188 public order offences.

Source: Crime Volumes 2020-21 Dyfed Powys Police

15% of crimes provided by DPP in Carmarthenshire in 2020-21 took place in community area 3. The majority of these crimes were Violence Against the Person, accounting for 46% of recorded crimes.

Source: Crime Volumes 2020-21 Dyfed Powys Police

## Survey Responses for Community Area 3

When asked what three things are most valued about living in a society which strives to be equal for all, the highest responses were:

What I choose to do not being determined by my age, sex, gender, race, background, belief and whether I am/am not disabled	43%
Living in a community where I do not feel unsafe because of my age, sex, gender, race, background, belief of disability/non disability	37%
Begin able to express myself freely	36%

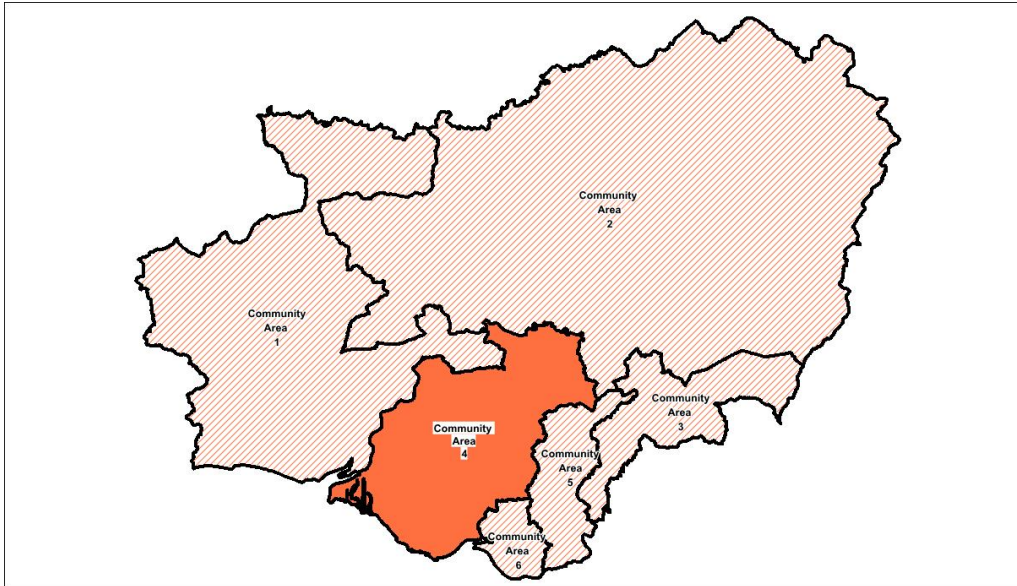
Source: Regional Well-being Survey 2021

When asked what three things are most valued for a prosperous community, the highest responses were:

Good transport network meets the needs of rural non-rural areas	49%
A stable income	49%
Affordable housing opportunities	39%
Stable Employment	32%

Source: Regional Well-being Survey 2021

# COMMUNITY AREA 4



## Key Headlines:

- Levels of poverty vary greatly within the area.
- House prices are lower than the county and national averages.
- The retail sector is the largest employer.
- The rate of uneconomically active residents in the area is higher than most.

The Well-being of Future Generations Act was introduced in April 2016 with the intention to create the Wales we want for now and in the future. Within this Act, Public Services Boards (PSBs) were created to encourage co-production and joined up working from public bodies, to improve the social, economic, environmental, and cultural well-being in their area.

This community area profile details the information that we have about Community Area 4. It also breaks down the priorities that residents felt were important from our engagement with Carmarthenshire residents in the run up to the creation of the Local Well-being Assessment.

Community Area 4 has a population of 32,742 residents in an area which consists of the electoral wards listed below:

Burry Port	Llangyndeyrn
Glyn	Pembrey
Gorslas	Pontyberem
Kidwelly	St. Ishmael
Llanddarog	Trimsaran

## Population

According to CACI pacheck data there are 13,153 households<sup>1</sup> in *Community Area 4*. The 2020 Mid Year Population estimate states there are 32,742 residents<sup>2</sup> living in Community Area 4.

*Source: 1- CACI Paycheck 2020 2-ONS MYE 2020*

Across Carmarthenshire 1.9% of residents identify themselves as non-white, in Community Area 4 this is lower than the county average at 1%. Both figures are below the Welsh figure of 4.4%.

When considering where residents in Community Area 4 were born 77% were born in Wales and 2.5% born outside of the UK. The rest comprise of those born in other countries within the UK.

*Source: 2011 Census*


27.9% of residents in Community Area 4 reported having a disability or life limiting illness in the 2011 Census. Higher than the average of 24% across Carmarthenshire and the national average of 23%.

*Source: 2011 Census*

### Household composition:

Total Households	13,552	
All households with dependent children	3,574	26.4%
All households aged 65+	3,761	27.8%
Average Household size (persons)	2.4	

*Source: Census 2011*



*Mid-Year Population Estimates 2020.*

## Housing

In Community Area 4 the average House price is **£158,118**. This is less than the average across the county and Wales, £185,431 and £183,129 respectively.

*Source: ONS March 2021*

Across Wales and Carmarthenshire, the percentage of homes without central heating stands at 2.3%. In Community Area 4 this is lower, with an average of 1.9%. The area where this is most prevalent is the ward of Llanddarog (2.8%).

*Source: 2011 Census*



## Economy

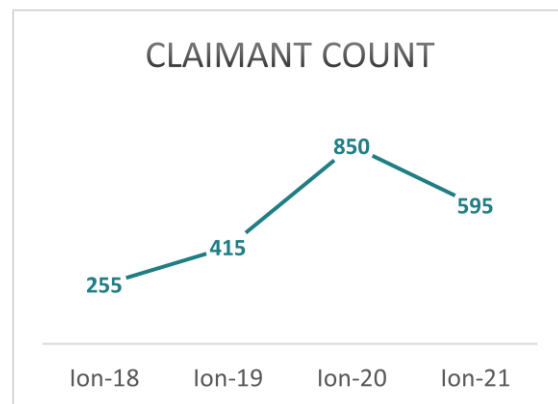
**32.9%** of households in this community area are classed as **'living in poverty'**<sup>1</sup> varying from 23.2% in Llanddarog to 38.8% in Trimsaran. This is below the Carmarthenshire average of 33.8% and the same as the Welsh average of 32.9%.

The median income in *Community Area 4* is **£24,408**.

*CACI Paycheck 2020*

### Claimant Count

The number of people claiming Job Seeker's Allowance rose as expected in 2020, now coming back down to pre-pandemic levels.



*Source: ONS*

The majority of residents in Community Area 4 are economically active.<sup>1</sup> The most recent Local Authority data shows that this is less than the figures for Carmarthenshire (71.8%) and Wales as a whole (76%).<sup>2</sup>

<b>Economically Active</b>	<b>15,179</b>	<b>62.4%</b>
<b>Economically Inactive</b>	<b>8,579</b>	<b>37.6%</b>

*Source: 1 - Census 2011, 2 - ONS Annual Population Survey*

Wholesale and retail is the largest sector of employment in Community Area 4, this echoes the picture across Carmarthenshire and Wales. The top five areas of employment are in the following industries:

<b>Wholesale &amp; Retail</b>	<b>17%</b>
<b>Human, Health &amp; Social Work</b>	<b>16%</b>
<b>Education</b>	<b>11%</b>
<b>Construction</b>	<b>10%</b>
<b>Public Administration &amp; Defence</b>	<b>10%</b>

*Source: Census 2011*

### No Qualifications:

Just over a quarter (26.6%) of residents aged 16 and over have no qualifications. (Carmarthenshire 26.8% / Wales 25.9%)<sup>1</sup>. This includes the retired population, the percentage of the working age population in Carmarthenshire with no qualifications is 17.46%.<sup>2</sup>

*Source: 1-Census 2011 2-WIMD 2014*

## Cymraeg

Welsh speaking rates across Community Area 4 are similar to that across the county. This is substantially higher than the national average of 18.7%.

### Welsh Language skills:

	<b>CA 4</b>		<b>Carms</b>	
<b>Can speak Welsh</b>	15,074	49.6%	78,048	43.9%
<b>No skills in Welsh</b>	11,131	36.6%	74,355	41.9%

*Source: Census 2011*

### Survey Responses for Community Area 4

When asked what three things are most valued about in relation to County's vibrant community and thriving Welsh language the highest responses were:

<b>Being able to use the Welsh language</b>	<b>49%</b>
<b>Locally produced food</b>	<b>46%</b>
<b>Heritage/history</b>	<b>34%</b>

*Source: Regional Well-being Survey 2021*

<sup>1</sup>(An average household income of 60% below the GB median income of £33,278 @ 2020)

<sup>2</sup> (Gross household income from all sources including earnings, benefits and investments)

## Community Well-being



In Community Area 4 there are 5 libraries and 35 parks and playgrounds. They are distributed across the areas with highest populations.

	CA4	Carms
<b>Parks</b>	35	139
<b>Libraries</b>	5	16

Source: CCC

The number of parks and playgrounds is the second highest in Carmarthenshire. The number of libraries is the highest in the county.



## Survey Responses for Community Area 4

When asked what three things are most valued about their local environment these were the highest responses:

<b>Access to nature and green spaces</b>	<b>66%</b>
<b>Clean air</b>	<b>54%</b>
<b>Wildlife</b>	<b>39%</b>

When asked what three things are most valued about the community that they lived in, the highest responses were:

<b>Feeling safe in my home</b>	<b>64%</b>
<b>Feeling safe in my community</b>	<b>58%</b>
<b>People in my local area treating each other with respect</b>	<b>54%</b>

Source: Regional Well-being Survey 2021

## Safety

There were **1,581** recorded crime instances in this Community area during 2020/21 with 836 (53%) of these being violence against the person, followed by 174 Arson & criminal damage instances and 157 public order offences.

Source: Crime Volumes 2020-21 Dyfed Powys Police

13% of crimes provided by DPP in Carmarthenshire in 2020-21 took place in community area 4. The majority of these crimes were Violence Against the Person, accounting for 53% of recorded crimes.

Source: Crime Volumes 2020-21 Dyfed Powys Police

## Survey Responses for Community Area 4

When asked what three things are most valued about living in a society which strives to be equal for all, the highest responses were:

<b>Living in a community where I do not feel unsafe because of my age, sex, gender, race, background, belief of disability/non disability</b>	<b>51%</b>
<b>What I choose to do not being determined by my age, sex, gender, race, background, belief and whether I am/am not disabled</b>	<b>40%</b>
<b>What I choose to do not being determined by my age, sex, gender, race, background, belief and whether I am/am not disabled</b>	<b>35%</b>

Source: Regional Well-being Survey 2021

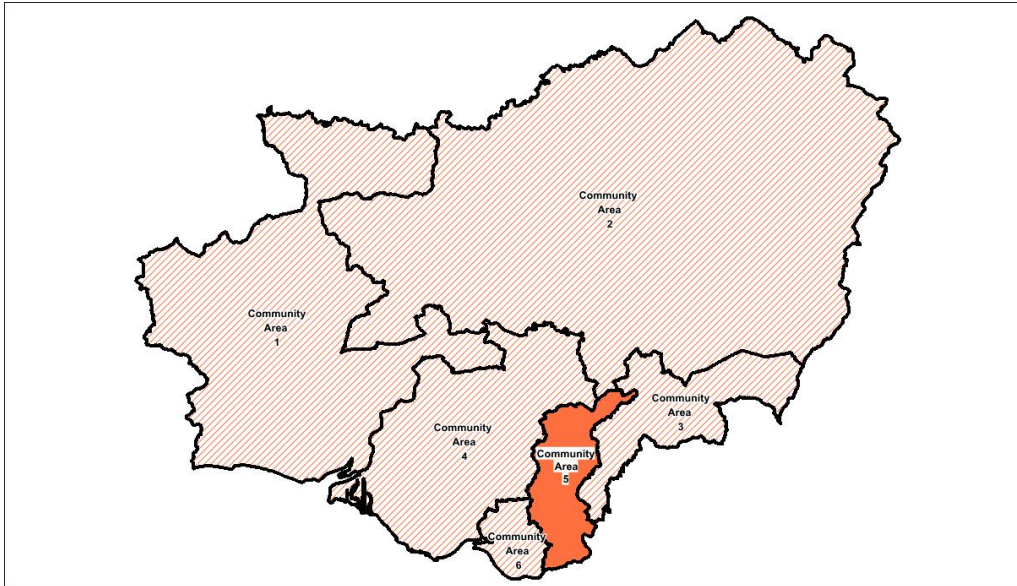
When asked what three things are most valued for a prosperous community, the highest responses were:

<b>Good transport network meets the needs of rural non-rural areas</b>	<b>55%</b>
<b>A stable income</b>	<b>46%</b>
<b>Affordable housing opportunities</b>	<b>35%</b>

Source: Regional Well-being Survey 2021



# COMMUNITY AREA 5



## Key Headlines:

- Levels of poverty are extremely varied across the area.
- House prices are lower than the county and national averages.
- The retail sector is the largest employer.
- Access to nature and green spaces was the highest valued asset in the area.

The Well-being of Future Generations Act was introduced in April 2016 with the intention to create the Wales we want for now and in the future. Within this Act, Public Services Boards (PSBs) were created to encourage co-production and joined up working from public bodies, to improve the social, economic, environmental, and cultural well-being in their area.

This community area profile details the information that we have about Community Area 5. It also breaks down the priorities that residents felt were important from our engagement with Carmarthenshire residents in the run up to the creation of the Local Well-being Assessment.

Community Area 5 has a population of 30,923 residents in an area which consists of the electoral wards listed below:

Bynea

Llannon

Dafen

Llwynhendy

Felinfoel

Penygroes

Llangennech

Swiss Valley

## Population

According to CACI Paycheck data there are 12,979 households<sup>1</sup> in *Community Area 5*. The 2020 Mid-Year Population estimate states there are 30,923 residents<sup>2</sup> living in Community Area 5.

*Source: 1- CACI Paycheck 2020 2-ONS MYE 2020*

Across Carmarthenshire 1.9% of residents identify themselves as non-white, in Community Area 5 this is higher than the county average at 2.4%. Both figures are below the Welsh figure of 4.4%.

When considering where residents in Community Area 5 were born 83% were born in Wales and 3.9% born outside of the UK. The rest comprise of those born in other countries within the UK.

*Source: 2011 Census*


25.6% of residents in Community Area 5 reported having a disability or life limiting illness in the 2011 Census. Higher than the average of 24% across Carmarthenshire figure and the national average of 23%.

*Source: 2011 Census*

### Household composition:

Total Households	12,510	
All households with dependent children	3,913	31.3%
All households aged 65+	2,835	22.7%
Average Household size (persons)	2.4	

*Source: Census 2011*



*Mid-Year Population Estimates 2020.*

## Housing

In Community Area 5 the average House price is **£145,175**. This is lower than the average across the county and Wales, £185,431 and £183,129 respectively.

*Source: ONS March 2021*

Across Wales and Carmarthenshire, the percentage of homes without central heating stands at 2.3%. In Community Area 5 this is lower, with an average of 1.9%. The area where this is most prevalent in is the ward of Llannon (1.9%).

*Source: 2011 Census*

## Economy

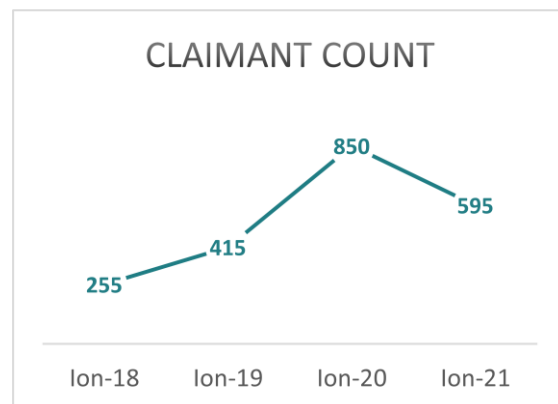
**33.8%** of households in this community area are classed as **'living in poverty'**<sup>1</sup> varying from 25.2% in Swiss Valley to 45.5% in Felinfoel. This is equal to the Carmarthenshire average of 33.8% and higher than the Welsh average of 32.9%.

The median income in *Community Area 5* is **£24,870**.

*CACI Paycheck 2020*

### Claimant Count

The number of people claiming Job Seeker's Allowance rose as expected in 2020, now coming back down to pre-pandemic levels.



*Source: ONS*

The majority of residents in Community Area 5 are economically active.<sup>1</sup> The most recent Local Authority data shows that this is less than the figures for Carmarthenshire (71.8%) and Wales as a whole (76%).<sup>2</sup>

<b>Economically Active</b>	<b>14,057</b>	<b>65.3%</b>
<b>Economically Inactive</b>	<b>7,479</b>	<b>34.7%</b>

*Source: 1 - Census 2011, 2 - ONS Annual Population Survey*

Wholesale and retail is the largest sector of employment in Community Area 5, this echoes the picture across Carmarthenshire and Wales. The top five areas of employment are in the following industries:

<b>Wholesale &amp; Retail</b>	<b>17%</b>
<b>Human, Health &amp; Social Work</b>	<b>16%</b>
<b>Manufacturing</b>	<b>11%</b>
<b>Education</b>	<b>11%</b>
<b>Public Administration &amp; Defence</b>	<b>10%</b>

*Source: Census 2011*

### No Qualifications:

Just over a quarter (28.2%) of residents aged 16 and over have no qualifications. (Carmarthenshire 26.8% / Wales 25.9%)<sup>1</sup>. This includes the retired population, the percentage of the working age population in Carmarthenshire with no qualifications is 17.46%.<sup>2</sup>

*Source: 1-Census 2011 2-WIMD 2014*

## Cymraeg

Welsh speaking rates across Community Area 5 are similar to that across the county. This is substantially higher than the national average of 18.7%.

### Welsh Language skills:

	<b>CA 5</b>		<b>Carms</b>	
<b>Can speak Welsh</b>	11,575	40.1%	78,048	43.9%
<b>No skills in Welsh</b>	12,944	44.9%	74,355	41.9%

*Source: Census 2011*

### Survey Responses for Community Area 5

When asked what three things are most valued about in relation to County's vibrant community and thriving Welsh language the highest responses were:

<b>Locally produced food</b>	<b>57%</b>
<b>Local Festivals/events</b>	<b>46%</b>
<b>Heritage/history</b>	<b>42%</b>

*Source: Regional Well-being Survey 2021*

<sup>1</sup>(An average household income of 60% below the GB median income of £33,278 @ 2020)

<sup>2</sup> (Gross household income from all sources including earnings, benefits and investments)

Community Well-being

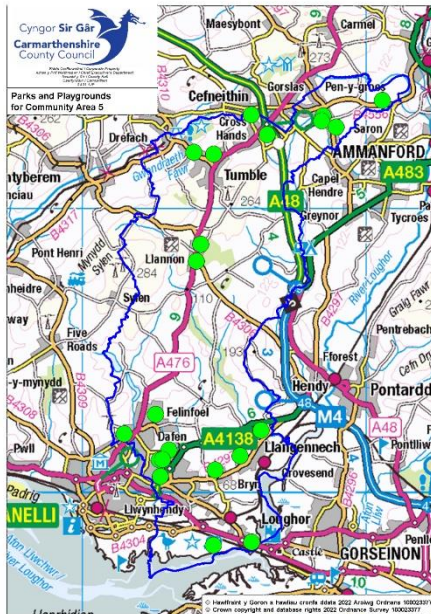


In Community Area 5 there are 2 libraries and 25 parks and playgrounds. They are distributed across the areas with highest populations.

	CA1	Carms
Parks	25	139
Libraries	2	16

**Source: CCC**

The number of parks and playgrounds is similar to that across Carmarthenshire. The number of librairies is the second lowest in the county.



## Survey Responses for Community Area 5

When asked what three things are most valued about their local environment these were the highest responses:

Access to nature and green spaces	78%
Clean air	46%
(1) Wildlife (2) Landscape & views	35%

When asked what three things are most valued about the community that they lived in, the highest responses were:

Feeling safe in my home	75%
People in my local area treating each other with respect	74%
Feeling safe in my community	63%

**Source: Regional Well-being Survey 2021**

## Safety

There were **1,930** recorded crime instances in this Community area during 2020/21 with 805 (53%) of these being violence against the person, followed by 207 Arson and criminal damage offences and 287 Theft instances.

**Source: Crime Volumes 2020-21 Dyfed Powys Police**

16% of crimes provided by DPP in Carmarthenshire in 2020-21 took place in Community Area 5. The majority of these crimes were Violence Against the Person, accounting for 53% of recorded crimes.

**Source: Crime Volumes 2020-21 Dyfed Powys Police**

## Survey Responses for Community Area 5

When asked what three things are most valued about living in a society which strives to be equal for all, the highest responses were:

Being accepted for who I am	44%
What I choose to do not being determined by my age, sex, gender, race, background, belief and whether I am/am not disabled	43%
Living in a community where I do not feel unsafe because of my age, sex, gender, race, background, belief of disability/non disability	39%

**Source: Regional Well-being Survey 2021**

When asked what three things are most valued for a prosperous community, the highest responses were:

Good transport network meets the needs of rural non-rural areas	44%
A stable income	44%
Stable employment	36%
Affordable housing opportunities	33%

**Source: Regional Well-being Survey 2021**



# COMMUNITY AREA 6



## Key Headlines:

- Levels of poverty are high.
- House prices are significantly lower than the county and national averages.
- The retail sector is the largest employer.
- There are lower levels of economically active people than across the rest of Carmarthenshire.

The Well-being of Future Generations Act was introduced in April 2016 with the intention to create the Wales we want for now and in the future. Within this Act, Public Services Boards (PSBs) were created to encourage co-production and joined up working from public bodies, to improve the social, economic, environmental, and cultural well-being in their area.

This community area profile details the information that we have about Community Area 6. It also breaks down the priorities that residents felt were important from our engagement with Carmarthenshire residents in the run up to the creation of the Local Well-being Assessment.

Community Area 6 has a population of 30,406 residents in an area which consists of the electoral wards listed below:

Bigyn	Hengoed
Elli	Lliedi
Glanymor	Tyisha

## Population

According to CACI Paycheck data there are 13,512 households<sup>1</sup> in *Community Area 6*. The 2020 Mid-Year Population estimate states there are 30,406 residents<sup>2</sup> living in Community Area 6.

*Source: 1- CACI Paycheck 2020 2-ONS MYE 2020*

Across Carmarthenshire 1.9% of residents identify themselves as non-white, in Community Area 6 this is higher than the county average at 2.5%. Both figures are below the Welsh figure of 4.4%.

When considering where residents in Community Area 6 were born 77.8% were born in Wales and 5.7% born outside of the UK. The rest comprise of those born in other countries within the UK.

*Source: 2011 Census*


26.4% of residents in Community Area 6 reported having a disability or life limiting illness in the 2011 Census. Higher than the average of 24% across Carmarthenshire and the national average of 23%.

*Source: 2011 Census*

### Household composition:

Total Households	12,784	
All households with dependent children	3,653	28.6%
All households aged 65+	2,889	22.6%
Average Household size (persons)	2.4	

*Source: Census 2011*



*Mid-Year Population Estimates 2020.*

## Housing

In Community Area 6 the average House price is **£112,749**. This is much lower than the average across the county and Wales, £185,431 and £183,129 respectively.

*Source: ONS March 2021*

Across Wales and Carmarthenshire, the percentage of homes without central heating stands at 2.3%. In Community Area 6 this is lower, with an average of 1.5%. The area where this is most prevalent is the wards of Tyisha (2.3%).

*Source: 2011 Census*

## Economy

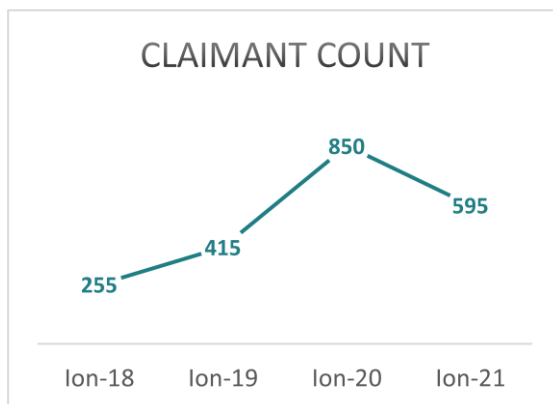
**39.5%** of households in this community area are classed as **'living in poverty'**<sup>1</sup> varying from 30.3% in Hengoed to 49.2% in Tyisha. This is higher than the Carmarthenshire average of 33.8% and the Welsh average of 32.9%.

The median income in *Community Area 6* is **£20,996**.

*CACI Paycheck 2020*

### Claimant Count

The number of people claiming Job Seeker's Allowance rose as expected in 2020, now coming back down to pre-pandemic levels.



*Source: ONS*

The majority of residents in Community Area 6 are economically active.<sup>1</sup> The most recent Local Authority data shows that this is less than the figures for Carmarthenshire (71.8%) and Wales as a whole (76%).<sup>2</sup>

<b>Economically Active</b>	<b>13,191</b>	<b>63.8%</b>
<b>Economically Inactive</b>	<b>7,476</b>	<b>36.2%</b>

*Source: 1 - Census 2011, 2 - ONS Annual Population Survey*

Wholesale and retail is the largest sector of employment in Community Area 1, this echoes the picture across Carmarthenshire and Wales. The top five areas of employment are in the following industries:

<b>Wholesale &amp; Retail</b>	<b>19%</b>
<b>Human, Health &amp; Social Work</b>	<b>16%</b>
<b>Manufacturing</b>	<b>12%</b>
<b>Education</b>	<b>9%</b>
<b>Public Administration &amp; Defence</b>	<b>9%</b>

*Source: Census 2011*

### No Qualifications:

Over a quarter (29.7%) of residents aged 16 and over have no qualifications. (Carmarthenshire 26.8% / Wales 25.9%)<sup>1</sup>. This includes the retired population, the percentage of the working age population in Carmarthenshire with no qualifications is 17.46%.<sup>2</sup>

*Source: 1-Census 2011 2-WIMD 2014*

## Cymraeg

Welsh speaking rates across Community Area 6 are lower than that across the county. This is higher than the national average of 18.7%.

### Welsh Language skills:

	<b>CA 6</b>		<b>Carms</b>	
<b>Can speak Welsh</b>	11,575	24.9%	78,048	43.9%
<b>No skills in Welsh</b>	12,944	58.2%	74,355	41.9%

*Source: Census 2011*

### Survey Responses for Community Area 6

When asked what three things are most valued about in relation to County's vibrant community and thriving Welsh language the highest responses were:

<b>Locally produced food</b>	<b>61%</b>
<b>Heritage / history</b>	<b>44%</b>
<b>Local Festivals/events</b>	<b>38%</b>

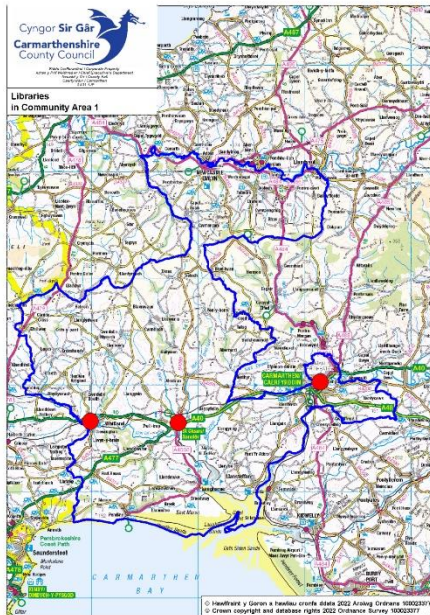
*Source: Regional Well-being Survey 2021*

<sup>1</sup>(An average household income of 60% below the GB median income of £33,278 @ 2020)

<sup>2</sup> (Gross household income from all sources including earnings, benefits and investments)



## Community Well-being



In Community Area 6 there is 1 library and 12 parks and playgrounds. They are distributed across the areas with highest populations.

	CA6	Carms
Parks	12	139
Libraries	1	16

Source: CCC

The number of parks and playgrounds is the lowest in Carmarthenshire. The number of libraries is also the lowest in the county.



## Survey Responses for Community Area 6

When asked what three things are most valued about their local environment these were the highest responses:

Access to nature and green spaces	65%
Beaches	55%
Clean Air	41%

When asked what three things are most valued about the community that they lived in, the highest responses were:

Feeling safe in my community	62%
People in my local area treating each other with respect	59%
Feeling safe at home	58%

Source: Regional Well-being Survey 2021

## Safety

There were **3,610** recorded crime instances in this Community area during 2020/21 with 1,616 (45%) of these being violence against the person, followed by 464 Theft offences and 412 Arson & criminal damage instances.

Source: Crime Volumes 2020-21 Dyfed Powys Police

30% of crimes provided by DPP in Carmarthenshire in 2020-21 took place in community area 6. The majority of these crimes were Violence Against the Person, accounting for 45% of recorded crimes.

Source: Crime Volumes 2020-21 Dyfed Powys Police

## Survey Responses for Community Area 6

When asked what three things are most valued about living in a society which strives to be equal for all, the highest responses were:

Having the same rights as others who be me of different age, sex, gender, race, background, belief and whom may/may not be disabled	47%
What I choose to do not being determined by my age, sex, gender, race, background, belief and whether I am/am not disabled	44%
Being accepted for who I am	36%

Source: Regional Well-being Survey 2021

When asked what three things are most valued for a prosperous community, the highest responses were:

A stable income	46%
Good transport network meets the needs of rural non-rural areas	38%
Greener economy & Affordable housing	35%

Source: Regional Well-being Survey 2021

# Carmarthenshire

---

## Case Studies

# Contents

<b>Case study: Safe and Well Visits .....</b>	<b>4</b>
Background: .....	4
Work undertaken: .....	4
Benefits:.....	4
Lessons/Best Practice: .....	5
<b>Case study – The Early Years Integration Team.....</b>	<b>6</b>
Background: .....	6
What parents say: .....	6
Lessons: .....	7
<b>Case study: Coping with an Unprecedented Demand for Wellbeing Support.....</b>	<b>8</b>
Background: .....	8
Work undertaken: .....	8
Benefits:.....	8
Lessons/Best Practice: .....	9
<b>Case study: Momentum Course .....</b>	<b>10</b>
Background: .....	10
Work undertaken: .....	10
Benefits:.....	10
Lessons/Best Practice: .....	11
<b>Case study: Safer Streets .....</b>	<b>12</b>
Background: .....	12
Work undertaken: .....	12
Benefits:.....	13
Lessons/Best Practice: .....	13
<b>Case study: Vaccine Equity in Hywel Dda .....</b>	<b>14</b>

Background: .....	14
Work undertaken: .....	14
Benefits:.....	15
Lessons/Best Practice: .....	15
<b>Case study: Use of Volunteers .....</b>	<b>16</b>
Background: .....	16
Work undertaken: .....	16
Benefits:.....	16
Lessons/Best Practice: .....	17
<b>Case study: Dementia Support – Herbert Protocol / Message in a bottle .....</b>	<b>18</b>
Background: .....	18
Work undertaken: .....	18
Benefits:.....	19
Lessons/Best Practice: .....	19

## Case study: Safe and Well Visits

### Background:

Mid and West Wales Fire and Rescue Service have carried out visits to people's homes for over 15 years and have now developed it to do more than look at fire risk within the property, which is why they are now called Safe and Well (SAW) visits rather than home fire safety checks.

In addition to fire safety information, staff will identify and provide guidance and signposting on the following areas

- Smoking cessation
- Home security
- Scamming
- Loneliness and isolation
- Falls
- Winter warmth / fuel poverty
- Living with dementia (see other case study)

These topics are in addition to other statutory duties to identify and report safeguarding issues and to ask and act on signs of Violence Against Women, Domestic Abuse and Sexual Violence (VAWDASV).

### Work undertaken:

As part of the expansion, all our staff have been trained to deliver messages and signposting to people on the above topics. Partnerships have been established with organisations who can provide additional support for those identified to need help.

This has been happening since 2017 although it has been evolving and changing right up to what it is today.

### Benefits:

The SAW visits are built on the principles of 'Making Every Contact Count' so that one agency can provide multiple safety messages or additional support as soon as it is identified. It ensures that safety messages and signposting are delivered promptly and saves another agency from having to attend a property to deliver their own safety messages.

### Lessons/Best Practice:

- It has allowed staff to deliver a better level of service to people they meet.
- It increases staff awareness of issues that need to be identified outside of the fire safety arena.
- It encourages closer working with partner agencies so that staff deliver accurate and up to date information.
- It opens additional referral routes for staff when they identify issues.

# Case study – The Early Years Integration Team

## Background:

The Early Years Integration Team was created in 2020 in response to the Welsh Government Early Years Transformation Programme. It is a joint project between Hywel Dda UHB and Carmarthenshire County Council, based in the rural Gwendraeth Valley.

The team aims to:

- Support parents to give their children the best start in life.
- Strengthen the community by supporting families to be confident and able to access support when wanted or needed.
- Create family support opportunities by identifying gaps then devising groups, activities, or one-to-one support at home
- Work in partnership with health, local authority, third sector and voluntary services
- Reduce health inequalities
- Support and enhance local Health Visiting and Midwifery services
- Devise and test new ways of supporting families
- Build resilience in families

## What parents say:

"Before we contacted you we were exhausted, fed up, miserable, we were arguing constantly. We didn't know how to make our daughter sleep in her bed or stop the awful tantrums. You came and gave us very simple instructions to master bedtime. Now we are getting time together as a couple and having tantrum free days because everyone is rested. We can't thank you enough."

"The best thing I ever did was call, we were in a dark place before we saw the leaflet come through the door. You have been helpful, and we are over the moon. Thank you."

"I think that you coming to the house has helped me realise that the boys are very small and that they don't know how to express themselves, so they get angry and frustrated. I try better to understand what they're trying to say and that has made things much easier."

"Since starting Amser Canu he has started to sing and remember entire songs by himself, unprompted!"



“I was very alone because of covid. I couldn’t see my family for help, but you came and helped me understand about his development and I am now more patient.

“We always had a chat at the beginning and end, it was lovely just to see new mums.”

### Lessons:

- Parents want support but do not always know how to access it
- Information and accessible support facilitate resilience in families
- Health staff are essential to working collaboratively across health, third sector, local authority and voluntary agencies
- Informing parents means informing universal health services so that they can effectively signpost or refer families
- Partnership working is a cost-effective way to support families
- Communication is key
- Professional relationships must be proactively constructed and maintained for effective partnership working.

# Case study: Coping with an Unprecedented Demand for Wellbeing Support

## Background:

Prior to the pandemic, the learner Wellbeing Support services at Coleg Sir Gar were operating at full capacity, offering mental health and general wellbeing support via mentoring and counselling services. On average, four hundred students per academic year received these services, mostly on a first come first served basis.

During the first period of lockdown the demands on these services escalated sharply,

## Work undertaken:

A triage support system was introduced to cope with the increase, with a new referral and assessment process. All learners referred into the system were contacted and supported in some capacity, not held on a waiting list.

The learning support team created an 'at-risk' register and prioritised these learners for support. These were identified by known risk of self-harm, unsafe behaviours, substance misuse, unhealthy relationships, homelessness or unstable home environments.

As well as the traditional 1:1 support offered, new services were introduced such as group work, regular text communication service, recommended online resources and live online workshops, covering relevant topics including anxiety, resilience and coping with lockdown.

Emphasis was also placed on engaging learners in non-academic activity. Social groups were encouraged where students could get together in a relaxed online environment. This continued post-lockdown and is run 'face to face' (restrictions allowing).

## Benefits:

The new approach enabled significantly higher numbers of learners to engage with the services. By June 2020, over 1000 learners had engaged with these options.

The new triaging approach has helped reduce delays and minimise waiting lists. In addition, the clear prioritisation of 'at-risk' learners has resulted in an average of 88% of this cohort of learners being supported intensively on a weekly basis.

The new process has further standardised and professionalised the 'triage process'. In addition, a trained assessment officer with a clinical background has been recruited into the team.

### Lessons/Best Practice:

Record numbers of students continue to be supported, and each are assessed three times per academic year to gauge their progress. This also ensures that the support teams allocate the right support at the right time. Links with other partners such as schools, social services and local authorities have also improved.

This new process was recognised by Estyn, the inspection body for quality and standards in education and training in Wales, as best practice. It featured in their thematic report, 'The work of further education, work-based learning and adult learning in the community providers during the COVID-19 pandemic' in March 2021.

## Case study: Momentum Course

### Background:

Mid and West Wales Fire and Rescue Service has been fortunate to receive additional funding from Welsh Government to run courses aimed at supporting people who have been subject to domestic abuse. The funding currently allows us to run one course a year and for the first time, the course has been run in Carmarthenshire - in Carmarthen in January / February 2022.

### Work undertaken:

The Momentum course is aimed at families who have experienced domestic abuse. The aim of the course is to provide the whole family with 2 hours per week over 6 weeks of activities designed to boost their self-confidence, self-esteem and in the process share their experiences and learn from each other. The course is facilitated by MAWWFRS staff and volunteers and has activities for both the mums and children of all ages and activities and creche facilities are provided to allow the mums to take a full part in their own activities without worrying where their children are. Food is also provided for all attendees.

Activities have included: -

- Stained glass workshop
- Pamper evening
- Ladder climbing / Fire service related activities
- Visit by FRS search and rescue dog
- Cake decorating
- Candle making
- Jewellery making

### Benefits:

We have found the benefits to be wide ranging. From additional disclosures from all family members as they feel that they are in a safe space through to seeing all family members grow in confidence as they achieve success. For some it is the feeling of security and a meal for all the family at least once a week. Following one of the courses

run in a different county the participants set up a What's app group and continue to meet regularly.

### Lessons/Best Practice:

- The need for creche facilities is a must if the mums are to be able to take full part in the activities.
- Having trained staff available who can deal with any additional disclosures (parents and children) and be able to link the person into additional services.
- Understanding that people will be at different stages of their journey out of domestic abuse, and that some will talk openly about their experiences whilst others will not – either is fine.
- Being clear that it is not a counselling or therapy service. It is an activity-based course where they can get a chance to do something different.

## Case study: Safer Streets

### Background:

Multi-agency work was enhanced in 2020 to address crime and disorder issues in Tyisha, as part of the ambitious collaborative 'Transforming Tyisha' project to regenerate the area through increasing community safety, developing housing and community facilities and improving the environment. This followed engagement with the local community to identify residents' key concerns and issues.

### Work undertaken:

Funding has provided staffing resources to address specific problems, environmental improvements and provide crime prevention equipment. This includes Home Office 'Safer Streets' funding, secured by the Police and Crime Commissioner, working with partners including the County and Town Councils. The aim is to make residents feel safer and reduce acquisitive crime in Glanymor, Tyisha and Elli.

These areas have a high proportion of acquisitive crime, including house/shed burglary, theft, robbery, bike and vehicle theft and vehicle crime.

An Environmental Visual Audit made recommendations relating to the structure, surveillance, maintenance and physical improvements to deter crime. From this, Neighbourhood Policing Teams (NPT) worked collaboratively with partners to deliver a high visibility campaign offering Crime Reduction Kits to all homes. These included marking valuable items with DNA making it identifiable to the specific address and owner. Door locks, outdoor sensor lighting and gate/shed locks were also provided. Vulnerable residents were referred to specialist Crime Prevention Officers for additional support and advice.

Community Wardens have been employed on the Carmarthenshire County Council's Transforming Tyisha project, using County Council and Safer Streets funding. This role has helped to provide crime prevention, use tools to combat anti-social behaviour and restore safety and reassurance to the community. The officers have had a successful Closure Order for a serious anti-social behaviour case, fixed penalty notices for fly tipping and reinvigorated local Neighbourhood Watch schemes.

## Benefits:

Engagement with local communities has helped reassure local communities about public safety, tackle crime and protect residents by reducing opportunities to become victims of crime. This has included offering crime prevention advice and safeguarding equipment.

It also enabled the police to gather intelligence to better understand local residents' concerns and issues. This has then informed the work of the police in targeting resources and problem solving.

Far more collaborative working has progressed with partners including Dyed Drug and Alcohol Service and the Fire and Rescue.

Crime prevention kits were provided to over 800 properties.

## Lessons/Best Practice:

Approximately 400 properties declined the crime prevention kits. It is also known that many of the property marking kits have not been used.

NPT officers have now received additional training for better delivery which will be of benefit when further areas are ready to receive the kits.



## Case study: Vaccine Equity in Hywel Dda

### Background:

Equity in immunisation reduces the risk of vaccine preventable diseases among vulnerable individuals and communities who are at a higher risk of poor health outcomes from contracting the disease. Reducing inequity in immunisation is an important part in supporting communities to achieve their full health potential regardless of geography, demographic, social or economic status

The coronavirus pandemic has highlighted a gap in the uptake of the COVID-19 vaccine especially in those groups that have been disproportionately affected by the pandemic, for example, those from ethnic minority backgrounds and those at socio-economic disadvantage living in communities with high deprivation or social exclusion including the homeless, those with mental ill health and those from traveller communities.

The reasons for this inequity are multifaceted, however, understanding the root causes and developing targeted services to meet the needs of those that are unvaccinated or under-vaccinated is a fundamental part of the work delivered by the Hywel Dda multiagency Vaccine Equity Group.

### Work undertaken:

- Employed Community Outreach Workers to engage with minority communities on health and social issues through building trust and raising awareness of the services available to them.
- Use the Mobile Vaccination Vehicle (MVV) to run pop-up vaccine clinics in areas of socio-economic deprivation, traveller sites, rural communities and at colleges/universities and workplaces.
- Sharing links to FAQs and information on the vaccine in Easy-Read, languages other than Welsh or English, BSL videos and information produced by homeless and learning disability groups
- Providing direct translation and interpretation support
- Targeted project to reach unpaid carers.
- Adapted delivery model at Mass Vaccination Centres to allow certain groups to access the centre at specific times so that additional support could be provided. This included providing additional support to pregnant women who could directly access the duty Midwife.

## Benefits:

- Increase in uptake of COVID-19 vaccine in target groups
- Early set up of the equity group with multiple agencies and organisations in attendance was a significant step in improving and ensuring implementation of the vaccine equity agenda.
- Partnership working through the MVV has been extremely beneficial and successful and will be used for future campaigns.
- Provision of timely information and data
- On-line meetings have meant that people are able to join for an hour on a regular basis which has improved representation from across different target groups. This has enabled better sharing of information, a greater ability to discuss problems, compare experiences and provide solutions. Those in the group gained confidence in talking to others about the vaccine and dispelling misinformation.

## Lessons/Best Practice:

The relationships built within the Vaccine Equity Group will have benefits in other areas too especially in establishing a process and pathway for future collaboration. This group will be used to ensure equitable access to the COVID-19 booster and will also support the influenza vaccination programme. It also has the potential to be a very useful forum for discussing and improving access to other health care services in future.

## Case study: Use of Volunteers

### Background:

New volunteering roles have been introduced by the Mid and West Wales Fire and Rescue Service to respond to the pandemic - Vaccination roll out volunteer / Safe and well check volunteer

### Work undertaken:

Ten volunteers have supported the pop-up vaccination units which MAWWFRS provided to Hywel Dda. Our volunteers, as well as two of our engagement vehicles, were utilised by the Health Board to reach people in these communities that could not make it to the vaccination centres. One engagement vehicle was used as an area to administer the vaccination, while the other was used for people to sit in and wait for their vaccination.

Our volunteers engaged with members of the public to ensure they knew where to go, checked on their well-being and provided them with fire safety advice, offering them a safe and well check. These volunteers worked alongside ten Fire and Rescue Service staff.

In order to backfill the roles of some of the Fire and Rescue staff who were helping with the vaccination rollout, we also had 3 volunteers help our community safety team in the community carrying out safe and well checks. They have provided members of the public with safety advice and fitted alarms with our personnel.

This support has been provided by volunteers from 1 July 2021 to the present day.

### Benefits:

The benefits for the volunteer have been to be part of the team or as we say “our fire family”. They have gained experience and confidence with engaging with a varied audience and have made connections with partner agencies.

The benefits to us as a service have been that we have been able to support Hywel Dda Health Board with less resources, freeing up other members of staff to carry out their normal duties. The volunteers have enabled our personnel to carry out checks in two's, helping with lone working. Our volunteers have also signposted us to their networks to help more people in our community who would benefit from a safe and well check.

### Lessons/Best Practice:

It has shown how beneficial volunteering can be for all involved and from this trial in Carmarthen we will be expanding this in 2022 to all divisions. The enhanced partnership working has identified further opportunities to assist with the vaccination programme going forward.

We are considering the increased use of volunteers in our service in the future.

## Case study: Dementia Support – Herbert Protocol / Message in a bottle

### Background:

Mid and West Wales Fire and Rescue Service (MAWWFRS) has identified that our staff provide home safety visits to many elderly people who are living with dementia and wanted to support them and their families to live better lives.

### Work undertaken:

For the last four years, MAWWFRS has worked in partnership with the Lions club to make use of their ‘message in a bottle’ scheme encouraging people to keep personal and medical details in their fridge for emergency services to find if needed. Staff will set it up where they find a need.

We have also combined this with the Police ‘Herbert Protocol’ for people living with dementia. The Herbert protocol is a questionnaire that can be completed by the FRS with the person living with dementia and their family or support worker / carer. It is also placed in the fridge and identifies any locations that the person may have historical links with as well as a description, a recent photograph and other pieces of information that may be of use to the police should they be called upon to search for the person living with dementia if they leave the property.

Completing the Herbert protocol allows the police to gather essential information to inform the search in a timely manner without having to overly question distressed family members who may be upset. It is particularly useful if the partner is also showing signs of short-term memory loss.

Emergency services are therefore able to easily access the information without having to rely on the distressed family members from finding where they may have placed the completed forms.

### Benefits:

It allows police to carry out a more targeted search for the missing person and the Herbert protocol has been proven to significantly reduce the time a person is missing and therefore reduces the scale of any associated health issues such as hypothermia.

### Lessons/Best Practice:

Completing the forms with the family, carers etc in a safe and comfortable way ensures that the information can be accurately gathered and provided reassurance to the family that any searches for the person living with dementia will be more successful.